Etheridge

Shire Council

2021-22

ANNUAL BUDGET

2021-2022 Budget

Councillors
Etheridge Shire Council

L-R Cr Barns, Cr Hughes (Mayor), Cr Royes (Deputy Mayor), Cr Gallagher & Cr Haase

Executive Management
Etheridge Shire Council

Ken Timms	*Ian Kuhn*	*Vacant*
Chief Executive Officer	*Director Corporate & Community Services*	*Director of Engineering Services*

Executive Summary

Welcome to Etheridge Shire Council's 2021-2022 Annual Budget. The Budget Document for the 2021-2022 financial year has been prepared in accordance with legislation and with the Budget priorities from the Councillor's, Executive Management Team and the Corporate Plan Objectives (2021 – 2025).

Each year the budget process is the most important part of the Corporate Calendar.

Changes to legislation in 2009 and 2012 now require local governments to consider the longer term when managing their finances.

Etheridge Shire Council has taken this responsibility seriously and has been working to ensure that while this is a legislative requirement it is also good governance and management practice to ensure that the Council remains financially viable and planning becomes part of the way that we regularly do business.

Legislation changes in 2009 saw a move from a very prescriptive *Local Government Act 1993* to legislation that gave Council more autonomy. However, with autonomy come's accountability and the Government provided for a set of five local government principles.

To ensure the system of local government is accountable, effective, efficient and sustainable, Parliament requires—

(a) anyone who is performing a responsibility under this Act to do so in accordance with the local government principles; and

(b) any action that is taken under this Act to be taken in a way that—
  (i) is consistent with the local government principles; and
  (ii) provides results that are consistent with the local government principles, in as far as the results are within the control of the person who is taking the action.

The local government principles are—

a) transparent and effective processes, and decision-making in the public interest; and

b) sustainable development and management of assets and infrastructure, and delivery of effective services; and

c) democratic representation, social inclusion and meaningful community engagement; and

d) good governance of, and by, local government; and

e) ethical and legal behaviour of councillors and local government employees.

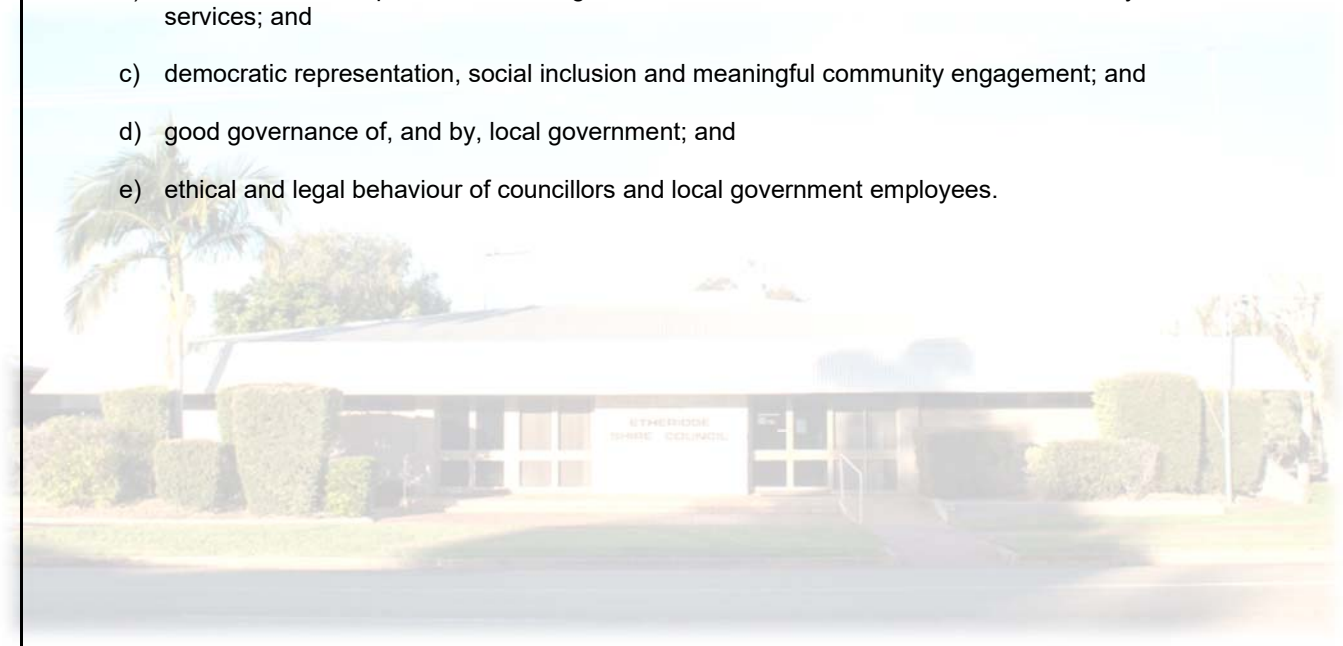

Corporate and Operational Plan Objectives

The Corporate Plan is the key strategic business plan for the Council. It provides a focused framework for Council to plan and undertake its business and service delivery over the period of the plan, having regard to various issues, which may have been identified during the planning process, including community engagement.

The Annual Operation Plan and Budget then provide the detail of what will be done each year towards achieving these outcomes and strategies and how they will be resourced

The 2021-2022 Operational Plan is a strategic planning document which supports the 2021-2025 Corporate Plan in delivering the vision for the Etheridge Shire.

The Operational Plan identifies projects, initiatives and services that Council will deliver during this financial year toward achieving the long term objectives of the 2021-2025 Corporate Plan. It also provides direction to Council in setting the annual budget.

The Budget for the 2021-2022 financial year is derived from the key strategies defined in our 5 Year Corporate Plan, and our Annual Operational Plan.

our Mission

…To lead the community in line with our guiding principles to achieve our shared vision.

our Vision

…Etheridge Shire is a place of innovation, diversity and opportunity for all. We have a vibrant and cohesive community which is provided with quality services that maintain a high quality of life, inclusive and progressive leadership ensures a sustainable community economy and environment.

our Guiding Principles

Safe *- We focus on creating a safe workplace to ensure the wellbeing of our staff and the community;*
Teamwork - *We work together as one Council towards shared goals and for the greater good of the community;*
Respect - *We will be inclusive, treat people with courtesy and fairness, and ensure each individual is valued and heard;*
Integrity- *We will behave in a way that is honest, open, and transparent. We will take responsibility for our actions and strive for excellence;*
Value - *We aim to deliver services efficiently, effectively and in an environmentally and financially sustainable manner; and*
Engagement - *We engage with our staff and community to inform our decision making, and create awareness of our activities.*

Budget Contents

In accordance with the *Local Government Regulation 2012, S.169* the following documents are to be included in the budget presented to Council.

a) Financial Position;
b) Cashflow;
c) Income and expenditure;
d) Changes in equity;

The statement of income and expenditure must state each of the following:-

a) Rates and utility charges excluding discounts and rebates;
b) Contributions from developers;
c) Fees and charges;
d) Interest;
e) Grants and subsidies;
f) Depreciation;
g) Finance costs;
h) Net result;
i) The estimated costs of:-
   I. The local government's significant business activities carried on using full cost pricing basis; and
   II. The activities of the local government's commercial business units; and
   III. The local government's significant business activities.

The budget must include each of the following (the relevant measures of financial sustainability) for the financial year for which it is prepared and the next 9 financial years -

a) asset sustainability ratio;
b) net financial liabilities ratio;
c) operating surplus ratio

The budget must include the total value of the change, expressed as a percentage, in the rates and utility charges levied for the financial year compared with the rates and utility charges levied in the previous budget.

For calculating the rates and utility charges levied for a financial year, any discounts and rebates must be excluded.

The budget must be consistent with the following documents of the local government—

(a) its 5-year corporate plan;
(b) its annual operational plan.

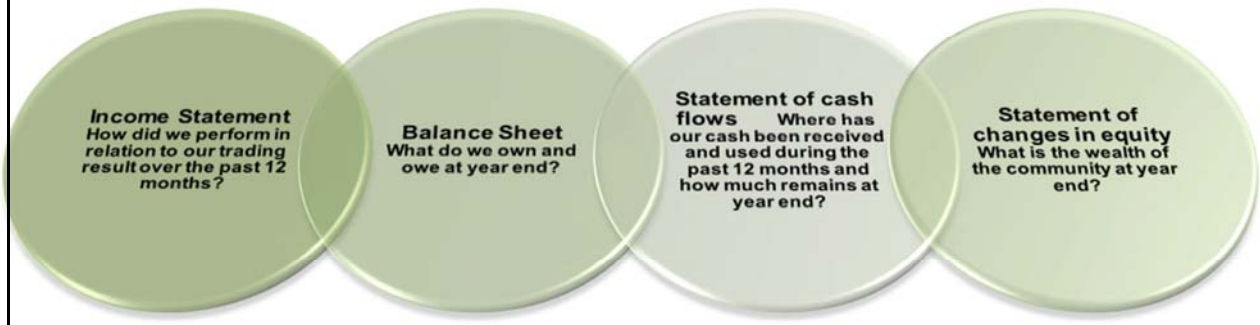

Financial Sustainability and Accountability

In accordance with the *Local Government Act 2009* section 102, to ensure it is financially sustainable, a local government must implement systems to meet the following sustainability criteria;
(a) Manage financial risk prudently;
(b) Financial policies are to be formulated:

I. To ensure a reasonable degree of equity, stability and predictability.
II. So that current services, facilities and activities are financed by the current users of the services, facilities and activities.
III. Having regard to the effect of the policies on the future users of services, facilities and activities.

(c) Full, accurate and timely information about the local government's finances and infrastructure is to be made available to the public on the local government's website.

*A local government is **financially sustainable** if the local government is able to maintain its financial capital and infrastructure capital over the long term. In accordance with the Local Government Act 2009 section 103, each local government must establish a system of financial management that complies with the requirements prescribed under a regulation and must regularly review the performance of its system of financial management.*

Financial Management, Planning and Accountability

In accordance with the *Local Government Act 2009* section 104 the system of financial management established by a local government must include the means -

(1) To ensure it is financially sustainable. A local government must establish a system of financial management that -
(a) Ensures regard is had to the sound contracting principles when entering into a contract for -

I. the supply of goods or services; or
II. the disposal of assets; and

(2) Ensures that the local government is able to maintain its financial capital and infrastructure capital over the longer term.

(3) To establish ***sound contracting principles which*** are -

(a) value for money; and
(b) open and effective competition; and
(c) the development of competitive local business and industry; and
(d) environmental protection; and
(e) ethical behaviour and fair dealing.

(4) Ensure that a ***contract for the supply of goods or services*** includes a contract about carrying out work.

(5) Facilitate the system of financial management established by a local government which must include:

(a) the following financial planning documents prepared for the local government -

- a 5-year corporate plan that incorporates community engagement;
- a long-term asset management plan;
- a long-term financial forecast;
- an annual budget including revenue statement;
- an annual operational plan; and

(b) the following financial accountability documents prepared for the local government -

- general purpose financial statements;
- asset registers;
- an annual report;
- a report on the results of an annual review of the implementation of the annual operational plan; and

(c) the following financial policies of the local government -

- investment policy;
- debt policy;
- revenue policy.

(6) Ensure the financial policies of the local government are regularly reviewed and updated as necessary.
(7) Review the implementation of the annual operational plan each financial year.

Budget Summary

(Where does the money come from?)

Statement of Comprehensive Income for the year ended 2021-22

Revenue	Budget	Percentage
	2021-22	2021-22
Net rates and utility charges	2,285,100	4.52%
Fees and Charges	400,600	0.79%
Rental Income	148,000	0.29%
Interest and investment Revenue Received	90,000	0.18%
Sales - Contract and Recoverable Works	24,771,000	49.03%
Grants, subsidies, contributions and donations	22,756,400	45.18%
Total Revenue	50,451,100	100.00%

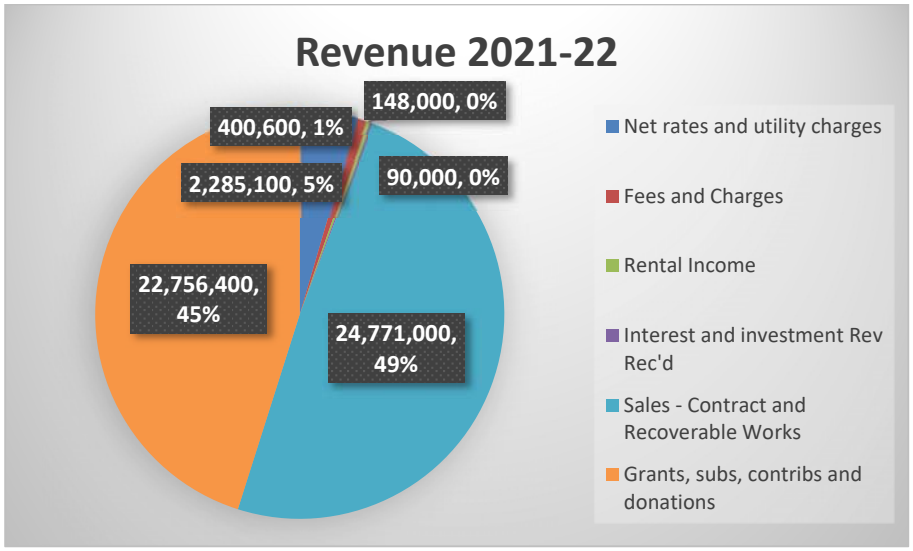

Council budgets are funded through a number of different sources. Rates form a portion of the budget, however council raises money through other means to help fund our community infrastructure and services.

In 2021-22 Council has decided to increase rates by 2% across the board. This has been considered necessary in order to maintain the level of support to communities. There has also been some small increases in the Fees and Charges charged by Council, which again is not greater than 2% where these increases apply.

In 2021-22 in line with the State and Federal Governments increasing their expenditure on infrastructure, Council has had an increase of funding to support this additional expenditure. This increase in State and Federal expenditure in some instances also requires Council to provide some matching funds. The infrastructure expenditure mainly will be provided to improve the road network in the Shire.

For the 2021-2022 financial year, rates and utility charges will contribute 4.52 per cent of the total budget revenue; with operating grants contributing 45.18 per cent along with Sales & Recoverable Works which will contribute 49.03 per cent. Over 94 per cent of Council's income for the 2020-2021 financial year is reliant on grant funding and third party contracts.

Operating Expenses 2021-22

Sources of Expenses
(Where does our money go?)

Employee benefits	**6,781,500**	**13.44%**
Materials and services	**39,609,150**	**78.52%**
Finance costs	**96,700**	**0.19%**
Depreciation and amortisation	**3,954,500**	**7.84%**
Total recurrent expenses	**50,441,850**	**100.00%**

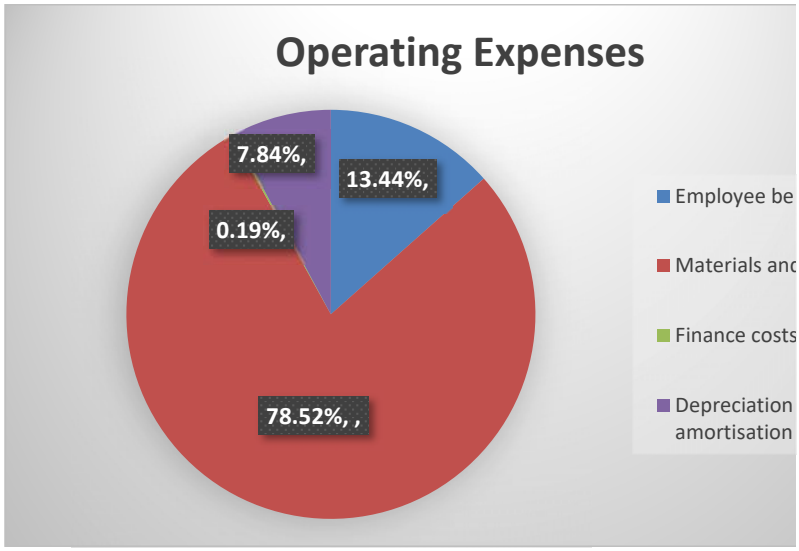

The Operating Budget relates to what is required for the day to day running of all services, facilities and requirements of the shire. This includes maintenance and operation of facilities such as the pool, community

halls, public amenities, libraries, mowing of parks, road maintenance, town streets, waste, environmental health, electricity, communication, information technology (IT), insurances, staff costs and service provision.

For the 2021-2022 financial year, employee benefits will cost 13.44 percent of the total operating budget, with materials & services amounting to 78.52 percent, finance costs total 0.19% of the total operating expenses and this includes Council intending to obtain a loan for $1,200,000, mid year for purchase of plant and new housing for staff and contractors. These costs should be covered by charges being made to staff and contractors for the rental of housing and also for the charge of plant hire to the various projects Council will be conduction. Depreciation of Councils assets totaling 7.84 per cent.

The Depreciation expense is an accounting measure which records the consumption of the Council's assets due to wear and tear or becoming out of date technically. This includes roads & drainage infrastructure, water infrastructure, buildings and plant and equipment.

It is vital that Council keeps the funded depreciation issue in perspective. Insufficient funding of infrastructure replacement will inevitably lead to asset degradation and higher costs for future generations, as occurs in many councils. However, putting aside depreciation funds which are not likely to be used in the foreseeable future is an unnecessary impost on current ratepayers. Therefore a balance is required, so that assets are maintained in good condition, but unnecessarily large cash balances are not accumulated.

(Note: Depreciation is a non-cash item and has no effect on Councils cash position; however Council is required to cover its depreciation expense from its Operating Revenue)

Capital Budget

Council's capital budget for the 2021-2022 financial year totals $13,656,800, which is mainly the result of the increase in funding for infrastructure.

Council has also provisioned a net of $2.9 million in plant replacement for the 2021-2022 financial year. There was no expenditure on plant in the 2020-21 financial year and Council needs to fund replacement of plant items that are no longer able to be fully utilized.

Capital expenditure by Corporate Function

Description	Amount	Percentage
A sustainable transport network that meets community needs	$ 7,566,300	55.40%
A sustainable Environment of natural assets, water, waste water and waste management	$ 1,198,500	8.78%
A diversified economic development insures a prosperous shire	$ 500,000	3.66%
Quality social infrastructure makes the shire a desirable place to live	$ 3,792,000	27.77%
Best Practice corporate governance and organisational excellence	$ 600,000	4.39%
Total Expenditure	$13,656,800	100.00%

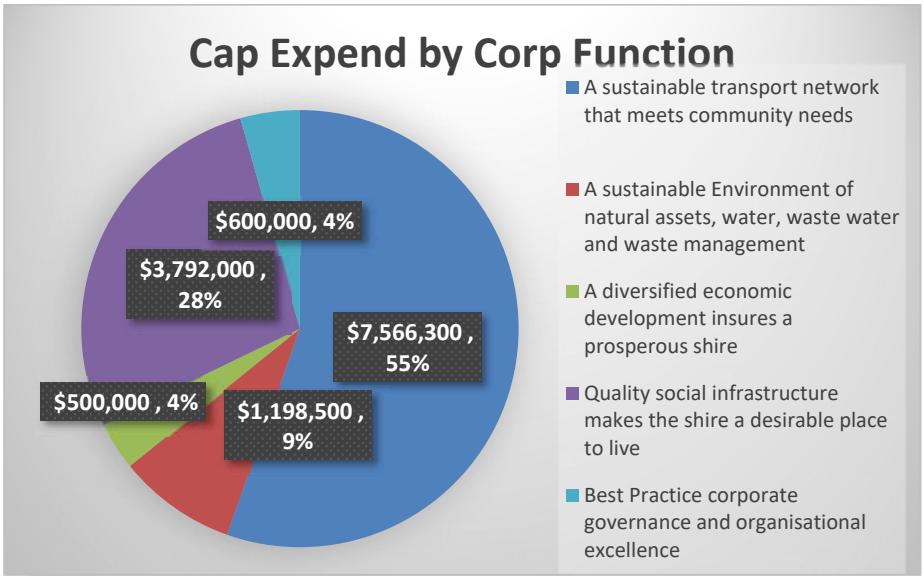

Capital Revenue by Corporate Function

Description	Amount	%age
A sustainable transport network that meets community needs	$2,246,500	23.89%
A sustainable Environment of natural assets, water, waste water and waste management	$5,000,000	53.17%
A diversified economic development insures a prosperous shire	$ 250,000	2.66%
Quality social infrastructure makes the shire a desirable place to live	$1,907,000	20.28%
Best Practice corporate governance and organisational excellence	$ 0	0.00%
Total Revenue	**$9,403,500**	**100%**

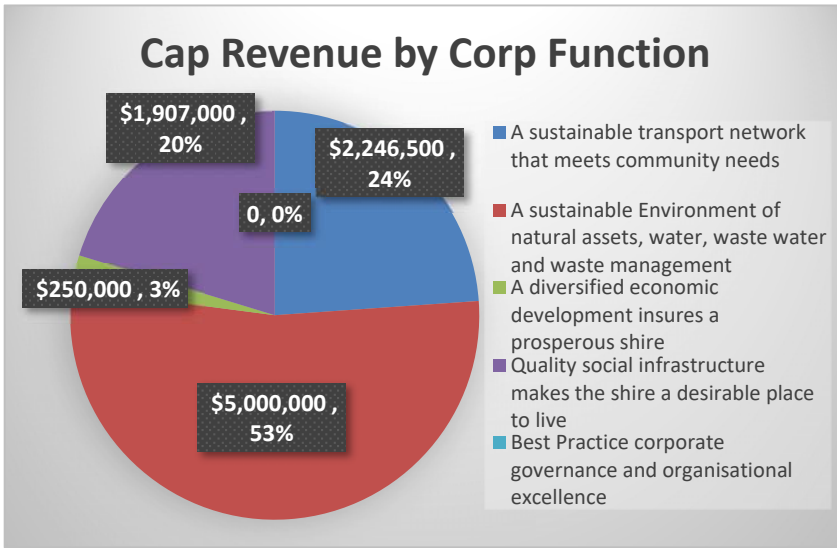

Summary of Capital Works 2021-2022

- *Improvement to North Head Road*
- *Complete concrete Causeways*
- *Sports Centre – Car Park, Landscaping and Drainage*
- *Re-Seal of Georgetown Airstrip*
- *Completion of the Charleston Dam (Dam Wall, Reticulation to Reservoir(s))*
- *Plant Purchases*
- *Upgrade/fitout of the Terrestrial Centre*
- *Shade structure at Child Care Centre*
- *Build new housing*
- *Solar panels Council buildings*
- *Staff Housing*
- *Aged Care planning and design*
- *Recreational Area – Charleston Dam*
- *Fencing at Charleston Dam*
- *Pump facilities for water to Forsayth*
- *Other Capital Improvements in all townships(Telemetry & Water Treatments)*
- *Beautification of the all Townships – Streetscaping, Rural Addressing, Forsayth Cemetery Fence*

Etheridge Shire Council Budget 2021-2022

In accordance with Section 170 of the Local Government Regulation 2012 and pursuant with Section 107A of the Local Government Act 2009 the 2020|2021 Budget reveals:

Total revenue from ordinary activities amounting to $50,451,100, total expenses from ordinary activities (including depreciation) amounting to $50,441,850 and capital funding operations amounting to $13,656,800.

Total rates and utility charge revenue	$ 2,285,100	3.82%
Fees and Charges	$ 400,600	0.67%
Rental Income	$ 148,000	0.25%
Interest and investment revenue received	$ 90,000	0.15%
Sales - Contract & Recoverable Works	$ 24,771,000	41.39%
Operating Grants, Subsidies & Contributions	$ 22,756,400	38.02%
Total Recurrent Revenue	**$ 50,451,100**	**84.31%**
Capital Revenue		
Capital Grants, subsidies & Contributions	$ 9,403,500	15.71%
Total Capital Revenue	**$ 9,403,500**	**15.71%**
Total Income	**$59,854,600**	**100.00%**

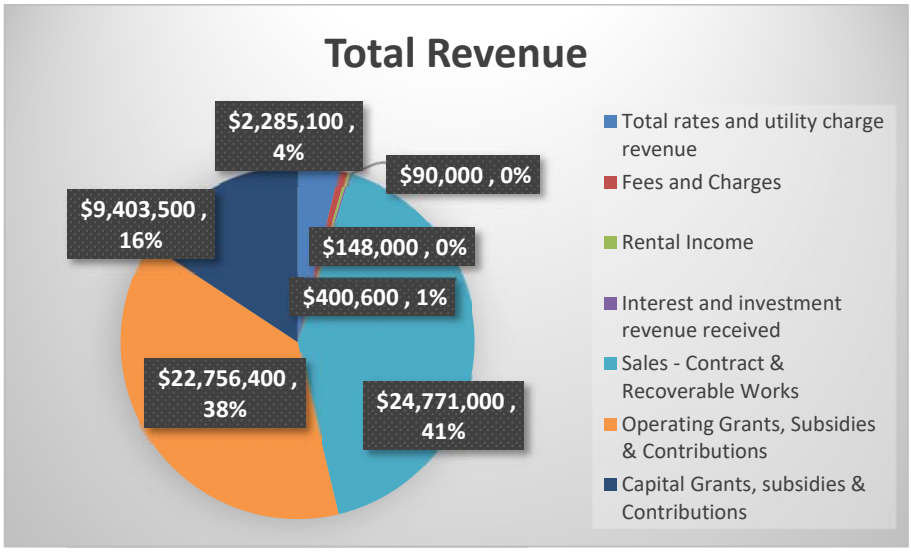

Statement of Financial Position
for the year ended 30 June 2022

			Budget 2021-22
ASSETS			
Current Assets			
	Cash & Cash Equivalents	$	14,011,085
	Trade & Other Receivables	$	303,408
	Inventories	$	477,699
	Other Financial Assets		
Total Current Assets		**$**	**14,792,192**
Non-Current Assets			
	Other Assets		
	Property Plant & Equipment	$	216,934,902
	Capital Works in Progress		
Total Non-Current Assets		**$**	**216,934,902**
Total Assets		**$**	**222,313,007**
Current Liabilities			
	Trade & Other Payables	$	155,466
	Borrowing	$	152,827
	Provisions	$	788,121
Total Current Liabilities		**$**	**1,096,413**
Non-Current Liabilities			
	Trade & Other Payables		
	Borrowings	$	1,102,260

	Provisions	$	1,370,072
Total Non-Current Liabilities		**$**	**2,472,332**
Total Liablities		**$**	**3,568,745**
Total Net Assets		**$**	**218,744,262**
Equity	Shire Capital	$	39,500,666
	Asset Revaluation Reserve	$	133,038,030
	Retained Surplus	$	36,735,516
	Accum Surplus	$	9,250
	Reserves	$	9,460,800
Total Equity		**$**	**218,744,262**

Statement of Cash Flows
For the Year Ended 30 June 2022

Cash Flows from operating activities	
Receipts from Customers	51,376,100
Payment to suppliers and employees	46,780,650
	4,595,450
Interest Received	75,000
Repayment of Borrowings	-
Net Cash Inflow(outflow) from operating activities	4,670,450
Cash Flows from Investing activities	
	-
Payment for Property Plant & Equipment	14,656,800
Proceeds from sale of property plant & equipment	1,000,000
Income from Grants, subsidies, Contributions and Donations	9,403,500
Other	
	-
Net cash Inflow/(outflow) from investing activities	4,253,300
	8,923,750
Cash Flow from financing activities	

Proceeds from borrowings	1,200,000
Repayment of borrowings	96,700
Net cash inflow/(outflow) from financing activities	1,103,300
Increase/(Decrease) in provisions	
Annual Leave	- 573,500
LSL	- 157,000
Net cash inflo2/(outflow) from change in provisions	- 730,500
Net Increase/(decrease) in cash held	789,950
Cash at beginning of reporting period	13,221,135
Cash at end of reporting period	14,011,085

The statement of cash flows indicates that Council will increase its cash holding in FY 2022 by $789850. At this stage it is not expected that Council will have any unearned revenue to take up as a liability at year end as the majority of funding is done on a claim basis, where Council performs the work and then claims the funds.

Relevant Measures of Financial Sustainability - *S.169 (4) & S.169 (5) of the Local Government Regulation 2012*

Council is committed to maintaining financial sustainability in the long term which allows us to meet our future obligations and the demands of our community for the foreseeable future.

// operating surplus ratio
This is an indicator of the extent to which revenues raised cover operational expenses only or are available for capital funding purposes. A positive ratio indicates that funds are available for capital expenditure and the suggested target range is between 0% and 10%. Council's long term commitment to funding future capital growth is reflected in these results. The result for 2021-22 shows that Council is expected to fall within this measure in this period. Essentially this is an indicator as to whether or not Council is able to generate sufficient income to meet its expenses, as well as provide for replacement of capital items.

// asset sustainability ratio
This ratio indicates whether council is renewing or replacing its existing assets at the same time that its overall stock of assets is wearing out, expressed as a percentage. The benchmark established for the Local Government sector is to have a ratio greater than 90 per cent. Council is currently below this target range, and Council's long term financial forecast indicates that Council will continue to be below the recommended benchmark into the future. It should be noted that this ratio is only looking at replacement of assets and not upgrades or new assets for which Council has a significant amount of grant funding.

Note: Sustainability Ratio
Council's "Sustainability Ratio" shows a declining trend in the inability of Council to provision sufficient funds each year to maintain its current assets.

…"A Local Government is financially sustainable if the Local Government is able to maintain its financial capital and infrastructure capital over the long-term"…

Financial sustainability is about the Shire being able to maintain its infrastructure capital and financial capital over the long-term. Debt when used sensibly and prudently to fund important infrastructure can help the Shire achieve the financial sustainability objectives and continue to provide a reliable level of service to the community.

// **net financial liabilities ratio**
This is an indicator of the extent to which the net financial liabilities of council can be serviced by its operating revenues. The benchmark established for the Local Government sector is a maximum of 60 per cent and results higher than this indicate that the flexibility to use debt to fund future projects may be restricted. Council is currently within this target range, and council's long term financial forecast indicates that council will continue to fall within this benchmark, which means that council would have the capacity to increase its debt levels if required to assist in any future growth in the shire / region and to utilise borrowings as a source of funds.

The long-term financial forecasts rely on a clear perspective of the long-term infrastructure funding needs of the local government, including maintenance, operations and infrastructure renewals. Without this, a long-term financial forecast for the shire is indicative at best.

At present, Council has core revenue from Rates & Charges of approximately $2.3M, FAGs funds of around $6.0M and approximately $0.400M in fees & charges which equates to around $8.7M in core revenue with a capital renewal program of around $2.5-3.5M per annum. This does not leave a lot of surplus to pay for Council overheads, insurance obligations and the ever increasing demand to meet community expectations.

Council is constantly looking at ways to become more efficient within its operations and has achieved some good outcomes when procuring goods to reduce Council's ongoing discretionary costs when implementing new projects or undertaking the salt & pepper maintenance of certain assets classes. It is also establishing a means of charging new plant to the jobs that it is undertaking to enable this to allow for the income to generate replacement of these assets.

The Department of Infrastructure, Local Government & Planning along with QAO have been discussing the review of the Sustainability Ratio over the past 12-16 months which is long overdue and as mentioned above, it is difficult for small Councils to achieve the minimum benchmark imposed on local governments from the Department and Audit. It would be more prudent for the individual Councils to set its own benchmarking ratio as it is best placed to understand its local conditions rather than a "one fit" approach across the industry.

Council is working hard to rectify its ongoing "Sustainability" and is looking at innovative initiatives to assist Council with additional revenue streams, and is keen to keep driving the local economy through the responsible delivery of capital projects and a focused approach to the long term planning and sustainability of our communities while maintaining the Shire's liveability.

The Local Government Regulation 2012 states that the Annual Budget must include each of the relevant measures of financial sustainability for the financial year for which it is prepared and the next nine (9) financial years.

The relevant measures of financial sustainability are the following measures as described in the financial management (sustainability) guideline –

(a) Asset sustainability ratio;
(b) Net financial liabilities ratio;
(c) Operating surplus ratio

Etheridge Shire Council
Financial Sustainability Statement
for the budget period 2021-22

Measures of Financial Sustainability	How the Measure is calculated	Actual Council	Target
Operating Surplus Ratio	Net result(excluding capital items) divided by total operating revenue (excluding capital items)	0.19%	Between 0% and 10%

Asset Sustainability Ratio	Capital expenditure on the replacement of assets (renewals) divided by depreciation expense	166.6%	Greater than 90%
Net Financial Liabilities Ratio	Total liabilities less current assets divided by total operating revenue(excluding capital items)	22.25%	Not greater than 60%

Note 1 – Basis of preparation

The budget year Financial Sustainablity Statement is a requirement under S169(4) and S 169(5) of the Local Government Regulation 2012 and the Financial Management(Sustainability) Guideline 2013.. The amounts used to calculate the three(3) reported measures are prepared on an accrual basis and are drawn from the 2021-22 Budget financial statements as per S. 169(1)(a) for the year ended 30 June 2022.

Land valuations - how do they impact on rates?

Rates are based on the unimproved value of your land. You receive a valuation approximately every two years from the Department of Natural Resources & Mines.

Etheridge Shire Council has been revalued to take effect from 1 July 2019. The valuation changes have not been consistent within and between land use types. This is however fairly typical in revaluations across the State.

This is not an uncommon situation for a council to face following a revaluation, and while most councils seek to minimise the fluctuations in increases, it is technically not possible (lawfully) to achieve an even change in rate levies.

In 2011 the Queensland Government moved to a 'site valuation' methodology for non-rural land, because site value was a closer reflection of the land's current value. Most residential land, except land with extensive site works, is unlikely to be significantly affected, other than through normal market movement and in some cases valuations have dropped.

While council uses land valuations as a base to calculate rates, changes to land valuation don't automatically coincide with changes to council rates.

What are my costs this year?
Just as Federal and State Governments collect taxes to pay for services, programs and initiatives, council collects rates to fund the extensive services it provides to the community.

Water Charges - Georgetown

- *The Base Water Charge – 4% increase in the 2021-22 financial year.*
- *The Consumption Charge – 4% increase in the 2021-22 financial year.*

Water Charges - Forsayth

- *The Base Water Charge – 4% increase in the 2021-22 financial year.*
- *The Consumption Charge - 4% increase in the 2021-22 financial year.*

Cleansing Charges

- *The Cleansing Charge for Georgetown – 5% increase in the 2021-22 financial year.*
- *The Cleansing Charge (Special Charge) for Forsayth, Einasleigh & Mt Surprise – Nil increase in the 2020/21 financial year.*

Comparative Rates & Charges for an Occupied Residence at Georgetown, Forsayth, Einasleigh & Mt Surprise which has an "unimproved valuation" less than $17,500.

		2020/2021 Minimum Rates & Charges	2021-2022 Minimum Rates & Charges
Georgetown	UV $17,500 Cleansing Water Base Charge Water Consumption Charge (based on 500 kilolitres / half year) Total	$ 595.00 $ 488.99 $ 636.00 $ 510.00 $ 2,229.99	$ 595.00 $ 513.43 $ 661.00 $ 530.00 $ 2,299.43
Forsayth	UV $17,500 Waste Management Levy Water Base Charge Water Consumption Charge (based on 500 kilolitres / half year) Total	$ 595.00 $ 179.98 $ 636.00 $ 816.00 $2,226.98	$ 595.00 $ 179.98 $ 661.00 $ 849.00 $2,284.98
Einasleigh	UV $17,500 Waste Management Levy Total	$ 595.00 $ 179.98 $ 774.9	$ 595.00 $ 179.98 $ 774.98
Mt Surprise	UV $17,500 Waste Management Levy Total	$ 595.00 $ 179.98 $ 774.9	$ 595.00 $ 179.98 $ 774.98

Rating Comparisons

Georgetown
A residential ratepayer residing in Georgetown with a valuation of $17,500 will have no increase in the rates component but will have a 5% increase in the cleansing charges and a 4% increase in water charges as per the table above. This calculation includes the general rate, cleansing, and water base access charge and the water consumption charge based on 1000 kilolitres for the year.

Forsayth
A residential ratepayer residing in Forsayth with a valuation of $17,500 will have no increase in the rates component but will have a 5% increase in the cleansing charges and a 4% increase in water charges as per the table above. This calculation includes the general rate, waste management levy, and water base access charge and the water consumption charge based on 1000 kilolitres.

Einasleigh & Mt Surprise
A residential ratepayer residing in Einasleigh or Mt Surprise with a valuation of $17,500 will have no change from the 2021-2022 year as per the table above. This calculation includes the general rate and waste management levy.

The Covid 19 pandemic of 2020 resulted in council taking a very conservative approach to the new land revaluations affecting ratepayers in 2020/21. For the 2021/22 financial year, modelling has been completed on removing rate limiting. To achieve this outcome, there has been significant adjustments to the rating structure with many new categories created. The major objective was that like properties should be rated similarly.

Diff	Description	c in $ %	Proposed C in $	Min % Δ	Min Propose	No. Mi	No. Asse	New Levy	Levy $ Δ	Levy % Δ
1	Rural Land – Grazing & Agriculture	3.0%	0.8540	3.0%	$923	22	129	$1,182,344	$26,876	2.3%
2	Rural Land – Other	3.0%	0.7364	3.0%	$804	24	24	$19,296	$576	3.1%
6	Rural – Large Scale Mixed Intensive Agriculture	3.0%	0.8997	3.0%	$1,793		1	$57,581	$1,677	3.0%
7	Rural – Large Scale Renewable Energy Farms	3.0%	21.3337	3.0%	$10,300		2	$102,402	$2,982	3.0%
11	Mining Claim	8.0%	61.2139	3.0%	$184		12	$3,306	$246	8.0%
19	Mining (UV >$70,000)	3.0%	59.3722	3.0%	$12,360		1	$64,122	$2,497	4.1%
20	Mining <5 Workers	13.0%	36.8650	3.0%	$633	57	75	$73,241	$2,163	3.0%
21	Commercial – Utility Service Providers < $10,000	3.0%	107.7218	628.0%	$7,280	18	21	$154,416	$1,513	1.0%
22	Commercial – Utility Service Providers >= $10,000	3.0%	91.6893	1103.0%	$12,030	1	5	$141,770	$5,251	3.8%
23	Mining >5 Workers	3.0%	61.3270		$12,000	1	2	$49,409	$12,627	34.3%
24	**New:** Urban Land - Vacant	4.2%	4.1716	4.1%	$620	42	73	$55,325	$3,118	6.0%
29	Commercial Land	23.1%	3.8156	3.0%	$764	11	25	$30,649	$6,372	26.2%
30	Industrial Land	3.0%	3.8156	3.0%	$764	2	18	$24,841	$724	3.0%
33	**New:** Rural Tourism	3.0%	1.2733	13.7%	$923	2	4	$11,778	$1,439	13.9%
39	Urban (3 & 4 Combined) NPPR	3.0%	3.6503	12.4%	$670	37	52	$37,530	$3,174	9.2%
42	Urban (3 & 4 Combined) PPR	3.0%	3.4335	4.1%	$620	94	148	$105,302	$3,733	3.7%
46	Extractive >5000 Ton	3.0%	1.3307	3.0%	$10,300	1	1	$10,300	$3,905	61.1%
62	Work Camps 30-99	3.0%	21.3337	3.0%	$16,918	1	1	$16,918	$16,165	2145.6%
Total for Differential Categories shown						**313**	**594**	**$2,140,528**	**$95,035**	**4.6%**

For each differential category the table below shows the maximum levy paid by any one assessment, the average levy for a category, the median levy paid (50% of ratepayers levied this amount or less), the maximum increase for any one assessment, the average and median increase.

Diff	Description	Max Levy	Av Levy - New	Median Levy	Min $ Δ	Max $ Δ	Av $ Δ	Median $ Δ	UCV % Δ
1	Rural Land – Grazing & Agriculture	$106,750	$9,165	$4,953	-$1,500	$21,759	$182	-$26	33%
2	Rural Land – Other	$804	$804	$804		$24	$8		52%
6	Rural – Large Scale Mixed Intensive Agriculture	$57,581	$57,581	$57,581	$1,677	$1,677	$1,677	$1,677	60%
7	Rural – Large Scale Renewable Energy Farms	$53,334	$51,201	$51,201	$1,429	$1,553	$1,491	$1,491	100%
11	Mining Claim	$275	$275	$275	$20	$20	$20	$20	
19	Mining (UV >$70,000)	$64,122	$64,122	$64,122	$2,497	$2,497	$2,497	$2,497	35%
20	Mining <5 Workers	$9,032	$977	$633	-$480	$508	$29	$19	16%
21	Commercial – Utility Service Providers < $10,000	$8,079	$7,353	$7,280	-$11,169	$5,795	$69	-$470	-60%
22	Commercial – Utility Service Providers >= $10,000	$68,767	$28,354	$20,630	-$1,698	$8,502	$1,050	-$1,005	38%
23	Mining >5 Workers	$37,409	$24,705	$24,705	$2,603	$10,024	$6,313	$6,313	20%
24	**New:** Urban Land - Vacant	$2,253	$758	$620	-$177	$610	$23		21%
29	Commercial Land	$2,862	$1,226	$954	-$114	$1,671	$168	$18	41%
30	Industrial Land	$3,014	$1,380	$1,221	-$188	$946	$31		34%
33	**New:** Rural Tourism	$5,348	$2,944	$2,753	-$386	$1,466	$360	$179	23%
39	Urban (3 & 4 Combined) NPPR	$1,606	$722	$670	-$204	$235	$42	$70	23%
42	Urban (3 & 4 Combined) PPR	$2,232	$711	$620	-$693	$613	$17		26%
46	Extractive >5000 Ton	$10,300	$10,300	$10,300	$3,905	$3,905	$3,905	$3,905	56%
62	Work Camps 30-99	$16,918	$16,918	$16,918	$16,165	$16,165	$16,165	$16,165	400%

If the modelled increases are adopted the changes for a typical residential assessment will be:

Residential	Current Year	Next Year	$ Δ	% Δ
Garbage	$489	$513	$24	5.0%
Water	$636	$661	$25	4.0%
500kl Water	$255	$265	$10	4.0%
General Rates	$603	$620	$17	2.9%
Total	**$1,983**	**$2,060**	**$77**	**3.9%**

Etheridge Shire Council Budget 2021-2022

In accordance with Section 170 of the Local Government Regulation 2012 and pursuant with Section 107A of the Local Government Act 2009 the 2020|2021 Budget reveals:

Total revenue from ordinary activities amounting to $50,518,100, total expenses from ordinary activities (including depreciation) amounting to $50,441,850 and capital funding operations amounting to $9,403,500.

Total rates and utility charge revenue	$ 2,285,100	3.82%
Fees and Charges	$ 400,600	0.67%
Rental Income	$ 148,000	0.25%
Interest and investment revenue received	$ 90,000	0.15%
Sales - Contract & Recoverable Works	$ 24,771,000	41.39%
Operating Grants, Subsidies & Contributions	$ 22,756,400	38.02%
Total Recurrent Revenue	**$ 50,518,100**	**84.31%**
Capital Revenue		
Capital Grants, subsidies & Contributions	$ 9,403,500	15.71%
Total Capital Revenue	**$ 9,403,500**	**15.71%**
Total Income	**$59,921,600**	**100.00%**

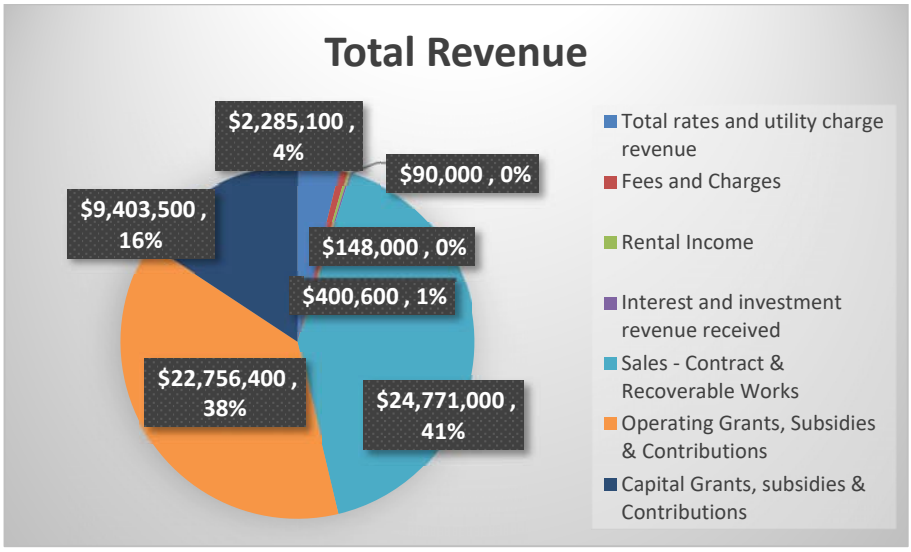

Statement of Financial Position
for the year ended 30 June 2022

			Budget 2021-22
ASSETS			
Current Assets			
	Cash & Cash Equivalents	$	14,011,085
	Trade & Other Receivables	$	303,408
	Inventories	$	477,699
	Other Financial Assets		
Total Current Assets		**$**	**14,792,192**
Non-Current Assets			
	Other Assets		
	Property Plant & Equipment	$	216,934,902
	Capital Works in Progress		
Total Non-Current Assets		**$**	**216,934,902**
Total Assets		**$**	**222,313,007**
Current Liabilities			
	Trade & Other Payables	$	155,466
	Borrowing	$	152,827
	Provisions	$	788,121
Total Current Liabilities		**$**	**1,096,413**
Non-Current Liabilities			
	Trade & Other Payables		
	Borrowings	$	1,102,260
	Provisions	$	1,370,072
Total Non-Current Liabilities		**$**	**2,472,332**
Total Liablities		**$**	**3,568,745**
Total Net Assets		**$**	**218,744,262**
Equity	Shire Capital	$	39,500,666
	Asset Revaluation Reserve	$	133,038,030
	Retained Surplus	$	36,735,516
	Accum Surplus	$	9,250
	Reserves	$	9,460,800
Total Equity		**$**	**218,744,262**

Statement of Cash Flows
For the Year Ended 30 June 2022

Cash Flows from operating activities	
Receipts from Customers	51,376,100
Payment to suppliers and employees	46,780,650
	4,595,450
Interest Received	75,000
Repayment of Borrowings	-
Net Cash Inflow(outflow) from operating activities	4,670,450
Cash Flows from Investing activities	
	-
Payment for Property Plant & Equipment	14,656,800
Proceeds from sale of property plant & equipment	1,000,000
Income from Grants, subsidies, Contributions and Donations	9,403,500
Other	
	-
Net cash Inflow/(outflow) from investing activities	4,253,300
	8,923,750
Cash Flow from financing activities	
Proceeds from borrowings	1,200,000
Repayment of borrowings	96,700
Net cash inflow/(outflow) from financing activities	1,103,300
Increase/(Decrease) in provisions	
Annual Leave	- 573,500
LSL	- 157,000
Net cash inflo2/(outflow) from change in provisions	- 730,500
Net Increase/(decrease) in cash held	789,950
Cash at beginning of reporting period	13,221,135
Cash at end of reporting period	14,011,085

Etheridge
Shire Council

2021-22

REVENUE POLICY

REVENUE POLICY

The purpose of this revenue policy is to set out: -

1. The principles intended to be used by Council for:

- Levying rates and charges; and
- Granting concessions for rates and charges; and
- Recovering overdue rates and charges; and
- Cost recovery fees; and.

2. The purposes for concessions; and

3. The extent to which physical and social infrastructure costs for a new development are to be funded by charges for the development; and

4. The amount of each reserve to be kept in the operating fund and the way in which Council intends to ensure funding is available to support the purpose of each reserve.

The period covered by this policy applies to the financial year **2021-2022**.

INTRODUCTION

Etheridge Shire Council can be recognised as a Category 1 Local Government that is well known for its diverse range of rural and mining bases.

For many years, the Council's budget has been revenue driven rather than expenditure orientated. This approach has meant that Council provides for the necessary administrative, maintenance and operational expenses through revenue. An amount of revenue will be set aside for capital expenditures in the current budget and another amount set apart for future capital expenditure. It is acknowledged that Council must "maintain" and "control" expenses and be prepared to allocate necessary resources over an extended period of time in order to purchase discretionary capital items. Council must also seek out and await the allocation of special grants. Borrowing is not a preferred budget option; however it may be contemplated in special circumstances.

The revenue based budget approach reverses the textbook approach to rating. The usual budget model will see rates calculated so as to deliver the difference between budget expenditure and other income. Although the budget expenditures contemplated under the usual model may have been subject to trimming to fit economic circumstances, the underlying approach differs considerably both in theory and in practice to that used by Etheridge Shire Council along with many other Regional and Shire councils.

Council has made a decision to trim expenditure so as to permit it to live within its usual income. This may see some expenditure deferred and some temporary acceptance of lower standards for roads or other infrastructure than is ordinarily desirable. However, Council considers that containing rate increases and providing greater certainty about rate levels from year to year is a better option for its community than raising more revenue to fund more or better services that cannot be sustained in the long term.

The rate increases in some differential categories may be higher than those in others. However, such adjustments will be directed at achieving greater rating equity within Council's broader strategy of containing, through conservative budgeting, the increase in aggregate general rate revenue.

The overall rating strategy will continue to see differential rating, minimum rates and concessions used to gather necessary revenue equitably and to acknowledge different patterns for the use of Council's services.

A Principles used for the levying of rates & charges

In general Council will be guided by the principle of user pays in the making and levying of rates and charges so as to minimise the impact of rating on the efficiency of the local economy.

Council will also have regard to the principles of:

- transparency in the making of rates and charges
- having in place a rating regime that is simple and inexpensive to administer
- flexibility to take account of changes in the local economy.

In levying rates Council will apply the principles of:

- making clear what is the Council's and each ratepayers responsibility to the rating system
- making the levying system simple and inexpensive to administer
- timing the levy of rates to take into account the financial cycle of local economic activity, in order to assist smooth running of the local economy

In accordance with section 94 of the Local Government Act 2009 Council: -

1. must make and levy general rates (which includes determining differential general rates and minimum general rates); and
2. may also levy separate rates and charges. Special rates and charges and utility charges to assist in funding the operation and maintenance of Council services and facilities.

Where possible, Council will endeavour to base all rates and charges on a full cost recovery basis.

In making its decisions regarding the quantum of rates and charges, Council will endeavour to avoid undertaking borrowings. It is understood however, that in order for Council to undertake certain specific projects, borrowing may be a necessary requirement.

GENERAL RATES

Council recognises that different categories of land use will generate different needs and requirements for Council services and facilities. Council also recognises that it will incur a different level of resource expenditure to provide the necessary services and facilities.

Although a single general rate would provide simplicity, its adoption would necessitate Council setting a high minimum rate to deal with the fact that land values in towns and villages are very low in relation to rural land but those who live in towns and villages have greater access to council services.

Council believes that the existing distribution of the general rate burden through its differential rates regime is generally equitable as it reflects incremental changes over many years.

Council proposes therefore to continue to levy differential general rates to ensure that the rate burden is distributed in similar fashion to the pattern in recent years. Council will continue to gather data and to consider this information so as to further refine this process.

To ensure that owners of land across all differential categories contribute equitably to the cost of common services, Council applies a minimum rate to each differential rating category.

SPECIAL RATES AND CHARGES

Council may make and levy a special rate or charge on rateable land, to help defray the cost of providing a service, facility and or an activity where:

- the land, or the occupier of the land, has or will especially benefit from the provision of the service, facility or activity; or

- the occupier of the land, or the use made or to be made of the land, has, or will, especially contribute to the need for the service, facility or activity.

Examples of services that may necessitate a special rate or charge are:

- improvements to road construction standards and maintenance procedures necessitated by mining operations; and
- rural fire prevention and firefighting services.

UTILITY CHARGES

Council may make and levy a utility charge on any land, whether vacant or occupied, and whether or not it is rateable land; or a structure; to recover costs in relation to the provision of services and/or facilities. Examples may include cleansing, sewerage and water charges.

Generally, utility charges will be calculated on a full cost recovery basis.

INTEREST

Council may impose interest on rates and charges that remain unpaid after the appointed date for payment (ie: the date on which the discount period closes) and includes assessments that are making payments of outstanding rates by instalment.

LEVYING OF RATES AND CHARGES

In accordance with section 104 of the Local Government Regulation 2012, Council will issue a rates notice to the owner of the land on which a rate or charge has been applied. Rates notices shall include the date the notice was issued, the date by which time the rate must be paid and any discounts, rebates or concessions applied.

Council will issue notices on a yearly basis during the period 01 July to 30 June in the respective financial year.

Council will responsibly ensure that the rates and charges applied are correct and are generally issued within the month of August to better take into account the financial cycle of the local economy.

PAYMENT OF RATES AND CHARGES

Owner Liability

Section127 of the Local Government Regulation 2012 details the liability of the 'owner' to pay rates and charges levied against land held in their name. It also describes the liability of persons' at whose request a service is supplied to a structure or land that is not rateable land.

Where joint ownership of a property exists or other persons are liable to pay a rate, all owners or other persons are jointly and severally liable.

Rates and charges will exist with the land ie. Where a change in ownership occurs and a rate or charge exists against the land the 'owner' of the land will become liable for payment.

Where land ceases to be rateable land under section 110 of the Local Government Regulation 2012 the owner of the said land immediately before it ceased to be rateable land is taken to continue as the owner of the land, and the land is taken to continue to be rateable land for the levy, collection or refund of a rate on the land for any period before it ceased to be rateable land.

Methods of Payment

Council may accept the payment of rates and charges by differing methods. These may include cheque, cash, direct debit and or electronic means.

Payments in Advance

Payments in advance by way of lump sum or instalments may be accepted, however interest will not be payable on any credit balances held.

Payment by Instalments

Council may allow payments by instalment where it will benefit both the individual and the collection of overdue rates and charges.

B Principles used for granting concessions for rates and charges

In considering the application of concessions, Council will be guided by the principles of:

- the same treatment for ratepayers with similar circumstances
- transparency by making clear the requirements necessary to receive concessions
- flexibility to allow Council to respond to local economic issues.

Consideration may be given by Council to granting a class concession in the event all or part of the local government area is declared a natural disaster area by the State Government.

Discount
In accordance with section 130 of the Local Government Regulation 2012, Council may allow a discount on all General Rates, if payment is made within 45 clear days from the date of issue of the notice.

If Council is satisfied that a person liable to pay a rate has been prevented, by circumstances beyond the person's control, from paying the rate in time to benefit from a discount under section 130 of the Local Government Regulation 2012, then Council under section 130(10) of the Local Government Regulation 2012, may still allow the discount following written application by the ratepayer.

General Rate Caps
Because general rates are made and levied upon the unimproved value of land determined by the Department of Natural Resources & Mines, Council recognizes that the statutory valuation process may result in unusually high valuation increases for at least some classes of land, if not for all land. Where it considers that applying the differential general rate to affected lands or classes of land will produce inequities between ratepayers or classes of ratepayer, Council may cap general rate increases for the lands or classes of land concerned.

Other Rebates and Concessions
Council may, at its discretion allow other concessions or remissions. These may include pensioner rebates, natural hardship and or social and economic incentives.

C Principles used for the recovery of overdue rates and charges

Council will exercise its rate recovery powers in order to reduce the overall rate burden on ratepayers. It will be guided by the principles of:

- transparency by making clear the obligations of ratepayers and the processes used by Council in assisting them meet their financial obligations;
- making the processes used to recover outstanding rates and charges clear, simple to administer and cost effective;
- equity by having regard to providing the same treatment for ratepayers with similar circumstances; and
- flexibility by responding where necessary to changes in the local economy.

Section 132 of the Local Government Regulation 2012 describes an 'overdue rate' as "an amount of a rate payable to a local government that remains unpaid at the end of the period specified in the rate notice as the period within which the amount of the rate is payable, (including any amount of interest on the rate under section 133 of the Regulation)".

With due regard for financial hardship, Council shall actively pursue the collection of outstanding rates and charges.

Council may use the following as a referral guide for the recovery of rates and charges:

Standard Performance:

- Council may refer overdue rates to a mercantile agent or a solicitor for recovery.
- Generally an account will not be referred for external recovery action unless it is $500.00 or greater in value.
- Council may negotiate payment plans for any debt that may be referred to an external recovery agent.

- Council may under S95 register a charge over the land, in the appropriate form, or may take proceedings to sell the land to recover the outstanding rate or charge.

D Principles used for determining cost-recovery fees

Section 97 of the Local Government Act 2009 allows Council to set cost-recovery fees.

The Council recognises the validity of fully imposing the user pays principle for its cost-recovery fees, unless the imposition of the fee is contrary to its express social, economic, environmental and other corporate goals. This is considered to be the most equitable and effective revenue approach, and is founded on the basis that the Shire's rating base cannot subsidise the specific users or clients of Council's regulatory products and services.

However, in setting its cost-recovery fees, Council will be cognizant of the requirement that such a fee must not be more than the cost to Council of providing the service or taking the action to which the fee applies.

OTHER MATTERS

Purpose of concessions
Refer to section B of this policy.

Physical and social infrastructure costs for new development
Council requires developers to pay reasonable and relevant contributions towards the cost of infrastructure required to support the development. Specific charges are detailed in the policies and other material supporting Councils' town planning schemes. These policies are based on normal anticipated growth rates. Where a new development is of sufficient magnitude to accelerate the growth rate of a specific community within the Shire, it may be necessary to bring forward social infrastructure projects.

Where this occurs, Council expects developers to meet sufficient costs so that the availability of facilities is not adversely affected and so that existing ratepayers are not burdened with the cost of providing the additional infrastructure."

Operating fund reserves
Council will maintain classes of reserves within its operating fund. These are:

Plant Replacement Reserve
Road Improvement Reserve
Future Capital Reserve
Georgetown Town Improvement Reserve
Forsayth Town Improvement Reserve
Einasleigh Town Improvement Reserve
Mt Surprise Town Improvement Reserve
Shire Community Improvement Reserve
Bridges & Culverts Reserve
Disaster Management Reserve

Council during its budget deliberations will examine the purposes of its reserves to ensure that the reserves are used for that purpose. Those reserves that are intended to be ongoing will be supported by transfers from operations and these transfers will be included in Council's adopted budget.

APPROVAL TABLE

Approved by Council	**Meeting number and date**	
2020/GM2907 17 June 2020 3. 28th July 2021 - B.21.7.5	3. 28th July 2021	
	Resolution number	
	B.21.7.5	
Approval by CEO	Ken Timms	
Effective date	**Review date**	
1st July 2021	**30 June 2022**	
Policy Author		
Chief Executive Officer		
Current incumbent		
Ken Timms		
Implementation Officer		
Director Corporate & Community Services		
Current incumbent	**Contact number**	**Official file no.**
Ian Kuhn	**4079 9007**	

Etheridge
Shire Council

2021-22

REVENUE STATEMENT

REVENUE STATEMENT 2021/2022

The purpose of this document is to explain the revenue measures adopted in the budget concerning:

- the making of rates and charges
- the levying of rates
- the recovery of rates and charges
- concessions for rates and charges

The period covered by this statement applies to the financial year 2021-2022.

INTRODUCTION

The Etheridge Shire Council can be recognized as a Category 1 local government which is well known for its diverse range of rural and mining bases.

For many years, the Council's budget has been revenue driven rather than expenditure orientated. This approach has meant that Council provides for the necessary administrative, maintenance and operational expenses through revenue. An amount of revenue will be set aside for capital expenditures in the current budget and another amount set apart for future capital expenditure. It is acknowledged that Council must **'maintain'** and **'control'** expenses and be prepared to allocate necessary resources over an extended period of time in order to purchase discretionary capital items. Council must also seek out and await the allocation of special grants. Borrowing is not a preferred budget option; however it may be contemplated in special circumstances.

The rate increases in some differential categories may be higher than those in others. However, such adjustments will be directed at achieving greater rating equity within Council's broader strategy of containing, through conservative budgeting, the increase in aggregate general rate revenue.

The overall rating strategy will continue to see differential rating, minimum rates and concessions used to gather necessary revenue equitably and to acknowledge different patterns for the use of Council's services.

LEGISLATIVE REQUIREMENTS

Council has noted the requirements of the following legislation which require that certain matters are included in the revenue statement, viz

Local Government Regulation 2012

S.172 Revenue statement

(1) The revenue statement for a local government must state—

(a) if the local government levies differential general rates—

(i) the rating categories for rateable land in the local government area; and

(ii) a description of each rating category; and

(b) if the local government levies special rates or charges for a joint government activity—a summary of the terms of the joint government activity; and

(c) if the local government fixes a cost-recovery fee—the criteria used to decide the amount of the cost-Recovery fee; and

(d) if the local government conducts a business activity on a commercial basis—the criteria used to decide the amount of the charges for the activity's goods and services.

(2) Also, the revenue statement for a financial year must include the following information for the financial year—

(a) an outline and explanation of the measures that the local government has adopted for raising revenue, Including an outline and explanation of—

(i) the rates and charges to be levied in the financial year; and

(ii) the concessions for rates and charges to be granted in the financial year;

(b) whether the local government has made a resolution limiting an increase of rates and charges.

A Principles used for the making of rates & charges

In general Council will be guided by the principle of user pays in the making of rates and charges so as to minimise the impact of rating on the efficiency of the local economy.

Council will also have regard to the principles of:

- transparency in the making of rates and charges
- having in place a rating regime that is simple and inexpensive to administer
- flexibility to take account of changes in the local economy.

a) In accordance with section 92 of the Local Government Act 2009 and section 77 of the Local Government Regulation 2012, Council may, for a financial year, make and levy: a general rate or differential general rate; and
b) minimum general rate; and
c) separate rate/charge; and
d) special rate/charge; and
e) utility charge,

To fund the operation and maintenance of Council services and facilities.

Where possible, Council will endeavor to base all rates and charges on a full cost recovery basis.

In making its decisions regarding the quantum rates and charges, Council will endeavor to avoid undertaking borrowings. It is understood however, that in order for Council to undertake certain specific projects, borrowing may be a necessary requirement.

DIFFERENTIAL GENERAL RATES

In accordance with the Local Government Regulation 2012, Chapter 4 Rates and Charges Part 5 Differential Rates, Etheridge Shire Council will make and levy a differential general rate for the financial year ending 30th June 2022, taking into consideration the following aspects:

- Council recognises that different categories of land use will generate different needs and requirements for Council services and facilities. Council also recognises that it will incur a different level of resource expenditure to provide the necessary services and facilities.

- Council has considered the consequences of adopting 'one' general rate and acknowledges that to do so would seriously disturb the relative distribution of the rate burden.

- Although a 'single general rate' would provide simplicity, its adoption would necessitate Council setting a high minimum rate to deal with the fact that land values in towns and villages are very low in relation to rural land but those who live in towns and villages have greater access to council services.

- Council proposes therefore to continue to levy differential general rates to ensure that the rate burden is distributed in a similar fashion to the pattern in recent years. Council will continue to gather data and to consider this information so as to further refine this process.

- To ensure that owners of land across all differential categories contribute equitably to the cost of common services, Council applies a minimum rate to each differential rating category.

- Historically Council has maintained its minimum rates at very low levels, given the standards of services it provides; but Council cannot continue to do this without compromising or reducing those standards. Council therefore proposes to increase the minimum rates over a period of years, beginning with 2010-11, to enable it at least to maintain the current standards of services it provides.

In accordance with Section 81 of the Local Government Regulation 2012, Chapter 4 Rates and Charges, Part 5 Differential General Rates, Council will identify the category in which each parcel of rateable land is to be included and describe each of those categories.

For the purposes of the proceeding table, and this document generally, the term “town plan” means the Town Planning Scheme for the Shire of Etheridge gazetted on 31 January 2020 incorporating all the amendments up to and including 30 June 2021. For avoidance of doubt, and for the purposes of interpreting and applying this statement, the term “town plan” will continue to mean the said town planning scheme.

Pursuant to section 81 of the Local Government Regulation 2012, Chapter 4 Rates and Charges, Part 5 Differential General Rates, the categories into which rateable land is categorised, and a description of those categories, is as follows:

Category 1 • **Rural Land – Grazing & Agriculture**
Description: Rural Land, that is not within any other rural category, predominantly used for cattle grazing or other conventional agricultural.

Category 2 • **Rural Land – Other**
Description: Rural land that does not fall within any other rural category.

Category 3 • **Urban Residential (Principal Place of Residence)**
Description: All urban residential land, which is the owner’s principal place of residence.

Category 4 • **Urban Residential (Not Principal Place of Residence)**
Description: Other urban residential land, not included in any other category, which is not the owner’s principal place of residence.

Category 5 • **Urban Land - Vacant**
Description: Urban land that is vacant.

Category 6 • **Rural – Large Scale Mixed Intensive Agriculture**
Description: Rural land, that is not within any other rural category that is being utilised or has the potential to be utilised, in whole or in part, by virtue of improvements or activities conducted upon the property for a system of large scale intensive cultivation using large amounts of labour and/or high efficiency machinery for planting, cultivating and harvesting.

Category 7 • **Rural – Large Scale Renewable Energy Farms**
Description: Rural Land that is not within any other rural category that is being utilised or has the potential to be utilised in whole or in part by virtue of improvements or activities conducted upon the property for the production of electricity from renewable energy sources such as biomass, solar, wind, tidal, wave and water (i.e. hydro-electric).

Category 8 • **Urban Commercial Land**
Description: Rural Land being utilised or having the potential to be utilised by virtue of improvements or activities conducted upon the property for a commercial purpose.

Category 9 • **Urban Industrial Land**
Description: Land being utilised or having the potential to be utilised by virtue of improvements or activities conducted upon the property for an industrial purpose.

Category 10 • **Rural Tourism**
Description: Rural land in whole or in part, being utilised or having the potential to be utilised by virtue of improvements or activities conducted upon the property for tourism purposes.

Category 11 • Commercial – Utility Service Providers UV<$10,000
Description: Land being utilized or having the potential to be utilized by virtue of improvements or activities conducted upon the property for a Utility Service Provider (i.e. Telstra, Optus, Ergon, Energex) with and has an Unimproved Value less than $10,000

Category 12 • Commercial – Utility Service Providers UV>$10,000
Description: Land being utilised or having the potential to be utilised by virtue of improvements or activities conducted upon the property for a Utility Service Provider (i.e. Telstra, Optus, Ergon, Energex) with and has an Unimproved Value of $10,000 or more.

Category 13 • Extractive >5,000 tonnes
Description: All land used in whole or in part for licensed extractive industry purposes, where the quantity of material capable of being extracted is greater than 5,000 tonnes per annum.

Category 14 • Mining Claim
Description: Land upon which an approved Mining Tenement and or Mining Claim exists.

Category 15 • Mining Claim (< 5 workers, UV <$70,000)
Description: Land that is a mine, has less than 5 workers and has an Unimproved Value less than $70,000.

Definition(s) Mine:
Land that is the subject of a mining lease (issued pursuant to the Mineral Resources Act 1989) or other form of tenure that was used, is used, or intended to be used:-

. as a mine (or for purposes ancillary or associated with mining such as, for example, washing down, processing, stockpiling, haulage, water storage and rehabilitation): or

. in conjunction with other land (the subject of a mining lease or other mine tenure) as part of an integrated mining operation.

Integrated mining operation:
Land contained in more than one mining lease (issued pursuant to the Mineral Resources Act 1989) or other form of tenure which land was used, is used, or intended to be used in an integrated manner for the purposes of mining or purposes ancillary or associated with mining such as, for example, washing down, processing, stockpiling, haulage, water storage and rehabilitation.

Category 16 • Mining (> 5 workers, UV <$70,000)
Description: Land that is a mine has 5 workers or more and has an Unimproved Value less than $70,000.

Definition(s) Mine:
Land that is the subject of a mining lease (issued pursuant to the Mineral Resources Act 1989) or other form of tenure that was used, is used, or intended to be used:-

. as a mine (or for purposes ancillary or associated with mining such as, for example, washing down, processing, stockpiling, haulage, water storage and rehabilitation): or

. in conjunction with other land (the subject of a mining lease or other mine tenure) as part of an integrated mining operation.

Integrated mining operation:
Land contained in more than one mining lease (issued pursuant to the Mineral Resources Act 1989) or other form of tenure which land was used, is used, or intended to be used in an integrated manner for the purposes of mining or purposes ancillary or associated with mining such as, for example, washing down, processing, stockpiling, haulage, water storage and rehabilitation.

Category 17 • **Mining (UV =>$70,000)**
Description: Land that is a mine and has an Unimproved Value of $70,000 or more.

Definition(s) Mine:
Land that is the subject of a mining lease (issued pursuant to the Mineral Resources Act 1989) or other form of tenure that was used, is used, or intended to be used:-

. as a mine (or for purposes ancillary or associated with mining such as, for example, washing down, processing, stockpiling, haulage, water storage and rehabilitation): or

. in conjunction with other land (the subject of a mining lease or other mine tenure) as part of an integrated mining operation.

Integrated mining operation:
Land contained in more than one mining lease (issued pursuant to the Mineral Resources Act 1989) or other form of tenure which land was used, is used, or intended to be used in an integrated manner for the purposes of mining or purposes ancillary or associated with mining such as, for example, washing down, processing, stockpiling, haulage, water storage and rehabilitation.

Category 18 • **Work Camps 15-29**
Description: All land used or intended to be used in whole or in part for workforce accommodation of 15 to 29 persons.

Category 19 • **Work Camps 30-99**
Description: All land used or intended to be used in whole or in part for workforce accommodation of 30 to 99 persons.

Category 20 • **Work Camps 100-200**
Description: All land used or intended to be used in whole or in part for workforce accommodation of 100 to 200 persons.

Category 21 • **Work Camps >200**
Description: All land used or intended to be used in whole or in part for workforce accommodation of greater than persons.

The following Differential Rates have been made for 2021-2022

DIFFERENTIAL RATING CATEGORIES 2021-2022

	Category	Cents in Dollar of Unimproved Valuation 2021-2022
1	Rural Land - Grazing & Agriculture	0.8540
2	Rural Land Other	0.7364
3	Urban Residential (Principal Place of Residence)	3.4335
4	Urban Residential (Principal Place of Residence)	3.6503
5	Urban Land – Vacant	4.1716
6	Rural - Large Scale Mixed Intensive Agriculture	0.8997
7	Rural - Large Scale Renewable Energy Farms	21.3337
8	Urban Commercial Land	3.8156
9	Urban Industrial land	3.8156
10	Rural Tourism	1.2733
11	Commercial - Utility Service Providers UV<$10,000	107.7218
12	Commercial - Utility Service Providers UV=>$10,000	91.6893
13	Extractive >5,000 Tonnes	1.3307
14	Mining Claim	61.2139
15	Mining (<5 Workers, UV <$70,000)	36.8650
16	Mining (>5 Workers, UV <$70,000)	61.3270
17	Mining (UV =<$70,000)	59.3722
18	Work Camps 15-29 Persons	21.3317
19	Work Camps 30-99 Persons	21.3317
20	Work Camps 100-200 Persons	21.3317
21	Work Camps >200 Persons	21.3317

MINIMUM GENERAL RATE LEVY 2021-2022

In accordance with Local Government Regulation 2012, Chapter 4 Rates and Charges, Part 4 Minimum General Rates, the following Minimum General Rate Levies for the various categories of land, shall apply for 2021-2022:

Minimum General Rates 2021-22

	Category	Minimum General Rate 2021-22
1	Rural Land - Grazing & Agriculture	$923
2	Rural Land Other	$804
3	Urban Residential (Principal Place of Residence)	$620
4	Urban Residential (Principal Place of Residence)	$670
5	Urban Land – Vacant	$620
6	Rural - Large Scale Mixed Intensive Agriculture	$1,793
7	Rural - Large Scale Renewable Energy Farms	$10,300
8	Urban Commercial Land	$764
9	Urban Industrial land	$764
10	Rural Tourism	$923
11	Commercial - Utility Service Providers UV<$10,000	$7,280

12	Commercial - Utility Service Providers UV=>$10,000	$12,030
13	Extractive >5,000 Tonnes	$10,300
14	Mining Claim	$184
15	Mining (<5 Workers, UV <$70,000)	$633
16	Mining (>5 Workers, UV <$70,000)	$12,000
17	Mining (UV =<$70,000)	$12,360
18	Work Camps 15-29 Persons	$8,228
19	Work Camps 30-99 Persons	$16,918
20	Work Camps 100-200 Persons	$56,393
21	Work Camps >200 Persons	$112,785

SPECIAL RATES AND CHARGES

Special Charge – Waste Management Charge (Einasleigh, Mt Surprise & Forsayth)

In accordance with Section 94(1)(b)(i) of the Local Government Act 2009, Council will make and levy a special charge for the provision of waste management services in the urban areas (as defined within Etheridge Shire Council's Planning Scheme).

The overall plan for the services, facilities and activities in respect of which the special charge is made and levied shall be identified as follows:

- The rateable land to which the special charge applies is land within each of the benefited areas described in the town area maps 'Planning Maps – Einasleigh, Mt Surprise and Forsayth. Where a parcel of rateable land includes two or more lots, the charge will be levied on each lot.

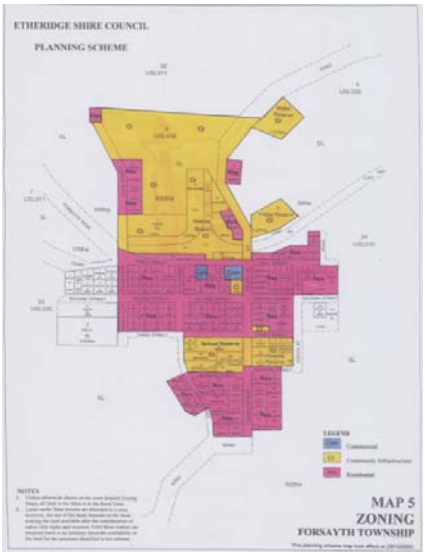

- The service facility or activity for which the special charge is made is for the provision of maintenance and operations of all waste management facilities for the towns of Einasleigh, Mt Surprise and Forsayth. The Special Charge will substantially fund the activity, however Council may determine to subsidise the service in view of the high costs of this service provision and the undue hardship that may result if full cost recovery was sought from the special charge.

- Council considers that land contained within the defined areas receives an equal special benefit from access to the waste management facilities. Council also considers that the benefit is shared equally by all parcels of land regardless of the value of such land.

- The service facility or activity for which the special charge is made is for the provision of waste management facilities as set out in the expenditure item in the budget document for the Shire of Etheridge for 2020|2021.

- The time for implementing the overall plan is one (1) year ending 30 June 2021. However, provision of waste management facilities is an ongoing activity, and further special charges are expected to be made in future years.

- The works and services specified in the overall plan will be carried out or provided during the year ending on 30 June 2022.

- The estimated cost of implementing the overall plan (being the cost of the planned works and replacement of capital items for 2021-2022 is $ 41,500.00.

- The special charge is intended to raise all funds necessary to carry out the overall plan.

The amount of Special Charge (Waste) for Forsayth, Einasleigh & Mt Surprise

	Special Waste Charge
	2020|2021
Parcel Vacant & or Occupied Dwelling	$179.98
Parcal - Vacant	$179.98

UTILITY CHARGES

Council will make and levy a utility charge on any land, whether vacant or occupied, and whether or not it is rateable land; or a structure; to recover costs in relation to the provision of services and or facilities.

The following utility charges will be implemented by Council during 2021-2022:

Cleansing – Georgetown

In accordance with Section 94(1)(b)(ii) of the Local Government Act 2009, Council will make and levy a cleansing charge on the owner of the land within the area of the Town of Georgetown and on such other lands outside of the Town of Georgetown where a collection service is supplied by Council.

Annual charges for the collection of each 240 litre bin will be based on the frequency of collection of such bin and the number of such bins collected in the normal course of rubbish collection.

Annual charges for the collection of each commercial bin (900 litre) will be based on the frequency of such bin and the number of such bins collected in the normal course of rubbish collection. Commercial operators may avail of the larger bin via an application to Council.

Rubbish collection frequency for bins shall be once per week.

The costs incurred in the operation and maintenance of all of the waste management functions of the Town of Georgetown (including rubbish collection activities) will be substantially funded by these cleansing charges however Council may determine to subsidise the service in view of the high costs of this service provision and the undue hardship that may result if full cost recovery was sought from the service charges.

The urban areas in question are defined in the Town Plan and comprise the township of Georgetown.

Cleansing utility charges for occupied land where Council deems that a service will be supplied are to be levied on the following basis:

- In respect of improvements erected during the year, cleansing charges shall be levied proportionally for the unexpired part of the year from the date the improvement is ready for occupation.

CLEANSING CHARGE

For each house / dwelling unit / improved property	The amount of the charge to be levied is $513.43 per annum for a 240 litre mobile bin to be used for the removal of domestic refuse on a normal weekly collection day.
Commercial, industrial of community Facility	The amount of the charge to be levied is $513.43 per annum for a 240 litre mobile bin to be used for the removal of domestic refuse on a normal weekly collection day. Additional Bins will be charged at $436.97 per annum
Commercial, industrial of community Facility	The amount of the charge to be levied is $696.15 per annum for a 900 litre mobile bin to be used for the removal of domestic refuse on a normal weekly collection day. Additional Bins will be charged at $599.76 per annum

Water Charges – Georgetown & Forsayth

In accordance with Section 94(1)(b)(ii) of the Local Government Act 2009, Council will make and levy a water charge in the manner described hereafter to be levied on all land within the shire whether vacant or occupied to which Council is prepared to supply water, together with any land already connected to Council's various water supply systems.

The charges are also made in respect of any land or other structure, building or place on land to which water is supplied that is not rateable under Section 93 of the Local Government Act 2009.

All such charges levied shall be used to defray the cost of constructing water supply facilities, including the payment of interest, depreciation and the costs associated with the operation, maintenance and management of the water supply system.

The basis of the water charge is:

A utility charge will be applied for the supply of water services to the townships of Georgetown and Forsayth and any surrounding properties in the Rural Rate which are connected to the town water supply system.

Water Charges shall be applied on a user pays basis utilising a Two Part Tariff System comprising a Water Base Access Charge plus a Water Consumption Charge for each kilolitre (1000 litres) of water used. Whilst the aim of the charges will generally be to achieve full cost recovery, Council may decide not to the set charges to achieve full cost recovery due to the following factors.

1. The poor economies of scale associated with small water supply systems and the resultant costs to consumers should full costing be applied.

It is the view of Council that it is equitable for all properties within the water areas to contribute to the fixed costs of the water supply operation by way of the Access Charge, while the Consumption Charge for all water consumed conforms to user pays principles.

The Access Charge for each separately connected parcel of land within the water area (including Council owned or controlled land) shall be based upon the size of the service connection to such land. Such charges will be based on

a base charge per unit with a standard 20mm service connection equating to 20 units. The Schedule of units applicable to different size meters shall be, unless exempted or reduced by Council resolution.

Because of the generally reduced level of use of water facilities by Religious, Charitable and Community Organisations, such Organisations shall be levied 50% of the Annual Access Charge applicable. Water Consumption Charges however will not attract any subsidy.

The approved Religious, Charitable and Community Organisations in Georgetown are The Roman Catholic Diocese of Cairns, The Corporation of the Synod of the Carpentaria Diocese, The Queensland Country Women's Association and the William Wallace Lodge No 64 of the Ancient Free and Accepted Masons of Queensland.

The approved Religious, Charitable and Community Organisations in Forsayth are The Roman Catholic Diocese of Cairns, The Corporation of the Synod of the Carpentaria Diocese and The Queensland Country Women's Association.

Properties with more than one service connection shall be required to pay the applicable Access Charge for each such connection.

Where, in the opinion of the Director of Engineering Services, a larger than normally required water meter is fitted in order to allow for adequate pressure at a premises because of the substandard nature of the mains at that location, then the Chief Executive Officer may reduce the base access charges applicable for the connection down to the base access charge applicable to the next lowest category meter. (for example; a 50mm connection could be reduced to a 40mm connection).

An Unconnected Water Base Access Charge shall apply to each unconnected parcel of land within the water area not currently connected to the reticulation system where Council is able to provide a connection. As the ongoing costs of providing the capacity for connection to each unconnected site is not considered to be the same as for a connected site (as there is no meter maintenance involved) the Unconnected Access Charge shall be equivalent to one half the Access Charge for a 20mm Service Connection.

In setting the charges at the time of establishing a Council budget each year the following principles shall be used:-

- Access Charge to be based on the anticipated ongoing costs of providing, maintaining and improving the reservoir and reticulation system.
- Consumption Charge is to be based on anticipated recurrent short term costs incurred in the maintenance and operations of pumping and treatment systems (including water quality testing).

For the Township of Georgetown, Council may determine to charge a lesser charge for the first 700 kilolitres per 6 month billing cycle and fund any resultant shortfall from a mix of General Revenue and Grants in recognition of the poor economies of scale applicable to providing water to townships in the region and the hardship that would result in seeking full cost recovery for these services. Water use of more than 700 kilolitres per 6 months will be charged at a higher rate per kilolitre to ensure that fuller cost recovery is achieved for amounts considered as excessive.

The amount of Water Base Access Charge - Georgetown
(1 unit = $33.072))

Georgetown	Units	Charge per Annum
Unconnected Lots	10 units	$ 330.72
All Charitable & Religious Uses	10 units	$ 330.72
20mm Service Connection	20 units	$ 661.44
25mm Service Connection	30 units	$ 992.16
32mm Service Connection	50 units	$ 1,653.60
40mm Service Connection	80 units	$ 2,645.76
50mm Service Connection	125 units	$ 4,134.00
75mm Service Connection	280 units	$ 9,260.16
80mm Service Connection	320 units	$ 10,583.04
100mm Service Connection	500 units	$ 16,536.00

The amount of Water Consumption Charge - Georgetown

Georgetown	Charge per Annum
Per Kilolitre of Use	51.00 cents up to 700 kilolitres per half year
Per Kilolitre of Use	102.00 cents over 700 kilolitres pr half year

For the Township of Forsayth, Council may determine to charge a lesser charge for the first 500 kilolitres per 6 month billing cycle and fund any resultant shortfall from a mix of General Revenue and Grants in recognition of the poor economies of scale applicable to providing water to townships in the region and the hardship that would result in seeking full cost recovery for these services. Water use of more than 500 kilolitres per 6 months will be charged at a higher rate per kilolitre to ensure that fuller cost recovery is achieved for amounts considered as excessive.

The amount of Water Base Access Charge - Forsayth
(1 unit = $33.072)

Forsayth	Units	Charge per Annum
Unconnected Lots	10 units	$ 330.72
All Charitable & Religious Uses	10 units	$ 330.72
20mm Service Connection	20 units	$ 661.44
25mm Service Connection	30 units	$ 992.16
32mm Service Connection	50 units	$ 1,653.60
40mm Service Connection	80 units	$ 2,645.76
50mm Service Connection	125 units	$ 4,134.00
75mm Service Connection	280 units	$ 9,260.16
80mm Service Connection	320 units	$ 10,583.04
100mm Service Connection	500 units	$ 16,536.00

The amount of Water Consumption Charge - Forsayth

Forsayth	Charge per Annum
Per Kilolitre of Use	81.60 cents up to 500 kilolitres per half year
Per Kilolitre of Use	178.50 cents over 500 kilolitres pr half year

INTEREST

Council will impose interest on rates and charges that remain unpaid after the appointed date for payment (ie the date on which the discount period closes) and includes assessments which are making payments of outstanding rates by installment for the financial year 2021-2022.

Forty-five days following the close of discount, interest will be calculated on daily balances of amounts outstanding and charged at the end of the month on a compounding daily interest. Where the amount of interest charged is less than $20.00 and the rates have been paid in full in the period between the close of discount and the end of the month, the interest may be written off following approval from the Chief Executive Officer.

Interest on arrears will be calculated in accordance with section 133 of the Local Government Regulation 2012 and will be set at the rate of 8.53% per annum.[1]

B Principles used for the levying of rates

In levying rates Council will apply the principles of:

- making clear what is the Council's and each ratepayers responsibility to the rating system
- making the levying system simple and inexpensive to administer
- timing the levy of rates to take into account the financial cycle of local economic activity, in order to assist smooth running of the local economy
- equity through flexible payment arrangements for ratepayers with a lower capacity to pay.

[1] Section 133 of the Local Government Regulation 2012 (LGR) has been amended to change the way that the maximum interest rate on overdue rates and charges is calculated. The new method is based on the calculation used for the interest charged on unpaid State taxes under the Taxation Administration Act 2001 (TAA) and the Taxation Administration Regulation 2012 (TAR) (i.e. the Reserve Bank of Australia (RBA) 'bank bill yield rate' plus a margin of 8 per cent). For overdue rates and charges, the bank bill yield rate (3-month bank accepted bills monthly average) as at March of each year will be used to calculate the maximum rate of interest to apply for the following financial year.

Local governments will also be required to formally set the actual interest rate to be charged on overdue rates each year (up to the maximum interest rate set by the LGR and CBR). This is to be done by resolution as part of the annual budget process. In deciding the interest rate to be applied, local governments should ensure that they have documented evidence that they have given reasonable consideration to the interest rate, and this will include reasons for the interest rate chosen. This will allow ratepayers to understand the basis for the local government's decision. The bank bill yield rate as at March 2019 published by the RBA was 0.53 per cent, so the maximum interest rate for the 2020–21 financial year will be 8.53 per cent.

LEVYING OF RATES AND CHARGES

In accordance with section 104 of the Local Government Regulation 2012, Council will issue a rates notice to the owner of the land on which a rate or charge has been applied. Rates notices shall include the date the notice was issued, the date by which time the rate must be paid and any discounts, rebates or concessions applied**.**

Council will issue notices on a yearly basis during the periods 01 July to 30 June in the respective financial year.

Council will responsibly ensure that the rates and charges applied are correct and are generally issued within the month of August to better take into account the financial cycle of the local economy.

Methods of Payment
Council will accept the payment of rates by the following methods.

Payments can be made via accepted Credit Card Accounts.

Payment can be made via Eftpos

Available through participating
financial institutions
Biller Code: 120519

Payment by mail

IN PERSON:
Payment can be made personally by Cash, Cheque or Money Order at any of the following Locations:
Georgetown Office – St George Street, GEORGETOWN QLD

Acceptance of a cheque and issue of a receipt are conditional on collection of the proceeds and until collection, no credit is given or implied. Property owners will be liable for any dishonor fees and discount will be lost where cheques are dishonored and not rectified prior to the discount date.

Payments in Advance
Payments in advance by way of lump sum or installments may be accepted, however interest will not be payable on any credit balances held.

Payment by Installments
Council will allow payments by installment where it will benefit both the individual and assist with the collection of overdue rates and charges.

Installment plans shall be based on ability to pay and if possible full recovery within a specified period.

The acceptance of a request to pay by installment shall not be considered a 'Formal Payment Arrangement' and interest will continue to accrue at the rate determined in the policy statement. Council shall also retain the right to take legal action to recover outstanding rates (arrears) if deemed necessary.

TIME IN WHICH RATES MUST BE PAID:
In accordance with the provisions of Section 118 of the Local Government Regulation 2012, the rates and charges levied by council must be paid within **forty-five (45) clear days** after the notice is issued.

C Principles used for the recovery of rates and charges

Council will exercise its rate recovery powers in order to reduce the overall rate burden on ratepayers. It will be guided by the principles of:

- transparency by making clear the obligations of ratepayers and the processes used by Council in assisting them meet their financial obligations
- making the processes used to recover outstanding rates and charges clear, simple to administer and cost effective
- equity by having regard to providing the same treatment for ratepayers with similar circumstances
- flexibility by responding where necessary to changes in the local economy.

With regard to financial hardship, Council shall actively pursue the collection of outstanding rates and charges.

Council shall use the following as a referral guide for the recovery of rates and charges:

Standard Performance:
- 1st Notice issued within 21 days of end of discount period;
- (Clients will be given 21 days from post date of 1st notice to contact Council and either pay the outstanding amount in full or initiate an installment plan.)

- Where there has been no movement on an account or an installment plan has defaulted, Council may refer the debt to a debt recovery agent, (elected through quotation or tender).

- Generally an account will not be referred to the collection agent, unless it is $500.00 or greater in value.

- All debts referred to a recovery agent, shall be subject to their terms and conditions of payment.

- Payment plans will be considered even though Council has referred the debt to a collection agent.

- Where the collection agent is unable to trace the interested parties, the account shall be referred back to Council and standard reminder notices will be forwarded periodically.

Further Action:
- Where the collection agent has returned no result, Council may make a resolution, to proceed with legal action against the interested parties.

Properties in default of payment for three (3) or more years may initiate action under Section 140 of the Local Government Regulation 2012 – Notice of intention to sell land for overdue rates or charges.

Exceptional Circumstances - Drought Relief or Natural Disaster
Council may at its discretion grant some relief to rural ratepayers who are financially stressed by drought or have been affected by a natural disaster.

The relief may be in the form of an extension to the period during which Council will permit discount to be deducted from rates. This period shall be extended to the end of the period covered by the rate levy. This concession may be available only to primary producers who can provide objective evidence of financial difficulty arising from drought or natural disaster.

The Department of Primary Industries shall be the determining body for the process of declaration of drought.

D Concessions for rates and charges

In considering the application of concessions, Council will be guided by the principles of:

- the same treatment for ratepayers with similar circumstances
- transparency by making clear the requirements necessary to receive concessions
- flexibility to allow Council to respond to local economic issues.

Consideration may be given by Council to granting a class concession in the event all or part of the local government area is declared a natural disaster area by the State Government.

REBATES AND CONCESSIONS

Discount
In accordance with section 130 of the Local Government Regulation 2012, Council will allow a 15% discount on all General Rates and Utility Charges, if payment is made within 45 clear days from the date of issue of the notice.

If Council is satisfied that a person liable to pay a rate has been prevented, by circumstances beyond the person's control, from paying the rate in time to benefit from a discount under section 130 of the Local Government Regulation 2012, then Council under section 130(10) of the Local Government Regulation 2012, may still allow the discount following written application by the ratepayer.

Pensioner Concessions
Council will allow a remission of 50% of the total of General Rates, Cleansing Utility Charges, Water Utility Annual Access Charges, Special Charges Waste Management and Special Charges to qualifying pensioners only subject to a maximum remission of two and one quarter times the maximum State Government Pensioner Rate Subsidy allowable in the year.

Currently the maximum State Government Pensioner Rate Subsidy is 20% of rates up to $200 per annum so the comparative maximum Council Pensioner Remission is 50% of rates up to $450 per annum.

Persons holding a Department of Veterans Affairs or a Queensland Repatriation Health Card issued by the Department of Veterans Affairs will receive the maximum discount allowable.

The concession shall be available to eligible pensioners in addition to the settlement discount.

To be eligible for Council subsidy pensioners must meet the following criteria:

- Concessions are only available to approved pensioners who are in receipt of a pension from the Commonwealth Government.

- An approved pensioner is one who is and remains an eligible holder of a Queensland 'Pensioner Concession Card' issued by the Department of Social Security or the Department of Veterans' Affairs, or a Queensland 'Repatriation Health Card – For all or specific conditions' issued by the Department of Veterans' Affairs.

- The approved pensioner must be the owner / joint owner or life tenant of the property that is his/her principal place of residence. In the cases of co-ownership, the Council subsidy will apply to the full share of the gross rates and charges regardless if only one of the owners are entitled to an approved pension.

- The claimant must be a resident of the shire on the first day in July in the financial year in which the benefit is being claimed. Pensioners taking residence after that date will be eligible for a pro-rata concession based on the number of day's resident.

- The concession is only available to claimant's who reside in a structure which has been approved by Council to be a habitable dwelling, and/or are in receipt of Council services.

- Pensioner concession is not available on income producing properties and applies to urban or rural residential lands. The Chief Executive Officer may, at his discretion, extend this concession to rural land in exceptional circumstances and/or where the primary land use code is 02 (Single Unit Dwelling), or 05 (Large Homesite – Dwelling) as determined by the Department of Natural Resources.

- A pensioner's eligibility shall be confirmed through the Centrelink Customer Confirmation eService in all circumstances.

- Application for the above pensioner concessions is required only on initial application.

Natural Hardship
Council may, at its discretion allow other concessions or remissions if it is of the opinion that some unusual and serious circumstances exist which may prevent payment within the appointed time or otherwise delay the payment of rates and charges as they fall due.

Applications for concession or remission should be able to demonstrate unusual and severe difficulty rather than the usual frustration and trial to which everyone is subjected from time to time.

General Rate Caps
Council will not be using rate limiting (capping) in 2021-22.

Economic or Social Incentives
Council may allow rating concessions as an incentive to attract business to the Shire in an industrial estate development or in a project with similar economic benefit to the Shire.

At Council's discretion, it may remit some or all of the rates and charges that would otherwise be payable.

At Council's discretion, it may remit some or all of the rates and charges that would otherwise be payable by certain clubs or organisations that, in the opinion of the Chief Executive Officer, fulfill useful social and or charitable community needs, as identified in Council's Corporate Plan.

The following clubs and or associations shall fall into this category and will be granted concessions as listed below for the 2021-2022 financial year:

Concessions to Community & Sporting Groups 2020|2021

Club / Association	General Rate Concession 2020|2021	Water Access Charge	Water Consumption Charge	Cleansing Charge
Georgetown Golf Club	100%	N/A	N/A	N/A
William Wallace Lodge - Georgetown	100%	N/A	N/A	N/A
Forsayth Tennis Club	100%	N/A	N/A	N/A
Forsayth All Sports Club	100%	N/A	N/A	N/A
Forsayth Sporting Shooters Association	100%	N/A	N/A	N/A
Einasleigh Race Club	100%	N/A	N/A	N/A
Georgetown Turf Club	100%	N/A	N/A	N/A
Oak Park Race Club	100%	N/A	N/A	N/A
Mt Surprise Campdraft	100%	N/A	N/A	N/A
Roman Catholic Diocese of Cairns	100%	50%	N/A	N/A
The Corporation of the Synod of the			N/A	N/A
Carpentaria Diocese	100%	50%	N/A	N/A
QCWA	100%	50%	N/A	N/A
Roman Catholic Diocese of Cairns	100%	50%	N/A	N/A
The Corporation of the Synod of the			N/A	N/A
Carpentaria Diocese	100%	50%	N/A	N/A

OPERATING CAPABILITIES, BORROWINGS, DEPRECIATION AND PROVISIONS:

- **Operating Capability**

The change in operating capability of the local government is disclosed as the bottom line of the Operating Statement. It reflects the change in total wealth of the Council.

The Shire's development and economic circumstances are not expected to alter by any significant amount in the foreseeable future.

- **Borrowing Policy**

It is considered that it is not necessary to borrow funds during the current financial year, or to do so in future years except in response to a need or opportunity which will see revenue generation capacity come on line from the same proposal that requires to be funded. However, Council does retain the right to borrow funds for infrastructure development if an emergent situation arises.

- **Depreciation and Non-Cash Expenses**

Depreciation and other non-cash expenses will be funded to the extent that they are recognised in Council's Accounts. Such funding will be a component of the accumulated surplus in the Appropriation Statement.

Council has now recognised a value for its roads and other infrastructure assets in its financial statements in accordance with the various sections of the Local Government Act 2009 and the Local Government Regulation 2012. Council notes that the quantum of accumulated depreciation on such classes of assets may be beyond its capacity to fund fully and accordingly may identify assets that it will not replace when their useful life has expired.

- **Provisions**

Council's accounts show due provision for leave and employment entitlements. The funds necessary to satisfy future need are held as part of investments.

REGULATORY CHARGES

Regulatory charges shall be measured on the basis of the estimated cost of providing the goods or service.

Etheridge
Shire Council

2021-22

INVESTMENT POLICY

INVESTMENT POLICY

POLICY DETAIL:

1. PURPOSE
To provide Council with a contemporary investment policy based on an assessment of counterparty, market and liquidity risk within the legislative framework of the Statutory Bodies Financial Arrangements Act and Regulations.

2. SCOPE
This Policy applies to the investment of surplus funds in accordance with investment powers under Part 6 of the Statutory Bodies Financial Arrangement Act 1982 (SBFAA).

3. DEFINITIONS
For the purpose of these guidelines the following definitions shall apply:

CEO	Shall mean the person appointed to the position of Chief Executive Officer under the Act and anyone acting in that position.
Director Corporate & Community Services	Shall mean the person appointed to the position of Director Corporate & Community Services under the Act and anyone acting in that position.
Finance Manager / Investment Officer	Shall mean the person appointed to the position of Finance Manager under the Act and anyone acting in that position.
Council	Shall mean the Etheridge Shire Council
The Act	Shall mean the Local Government Act 2009 (as amended).
SBFAA	Shall mean the Statutory Bodies Financial Arrangements Act 1982 (as amended)

4. BACKGROUND
Investment of Council's funds is to be in accordance with Council's power of investment as set out in the following flow of legislative Authority:

Section 101 (1) of the Local Government Act 2009 under Part 3 – Financial sustainability and accountability refers to Local Government as a *Statutory Body* under the Statutory Bodies Financial Arrangements Act 1982.

Section 101 (2) points to the Statutory Bodies Financial Arrangements Act 1982 to determine Council's power of Investment.

Section 42 of the Statutory Bodies Financial Arrangement Act 1982 refers to three different categories of Investment power.

Schedule 2, 3 4 and 5 of the Statutory Bodies Financial Arrangements Regulations 2007 list the statutory bodies' categories and investment power.

Section 44 of the Statutory Bodies Financial Arrangement Act 1982 dictates the types of Investments that Council may use.

Section 8 of the Statutory Bodies Financial Arrangements Regulations 2007 prescribes the rating of the Investment arrangements as prescribed under Section 44 (1)(e) of the Statutory Bodies Financial Arrangements Act 1982.

4.1 Investment Objectives
Etheridge Shire Council's overall objective is to invest funds at the most advantageous rate of interest available to it at the time, for that investment type, and in a way that it considers the most appropriate given the circumstances.

Finance Manager is to manage the investment portfolios not for speculation, but for investment and in accordance with the spirit of this Investment Policy. Council's Finance Manager is to avoid any transaction that might harm confidence in Etheridge Shire Council.

In priority, the order of investment activities shall be preservation of capital, liquidity and return.

4.1.1 *Preservation of Capital*
Preservation of capital shall be the principal objective of the investment portfolio. Investments are to be performed in a manner that seeks to ensure security of principal of the overall portfolio. This would include managing credit and interest rate risk within given risk management parameters and avoiding any transactions that would prejudice confidence in Council or its associated entities.

a) Credit Risk
Etheridge Shire Council will evaluate and assess credit risk prior to investment. Credit risk is the risk of loss due to the failure of an investment issue or guarantor. The investment officer will minimise credit risk in the investment portfolio by pre-qualifying all transactions including the brokers/securities dealers with which they do business, diversifying the portfolio and limiting transactions to secure investments.

b) Interest Rate Risk
The investment officers shall seek to minimise the risk of a change in the market value of the portfolio because of a change in interest rates. This would be achieved by considering the cash flow requirements of Council and structuring the portfolio accordingly. This will avoid having to sell securities prior to maturity in the open market. Secondly, interest rate risk can be limited by investing in shorter term securities.

4.1.2 *Maintenance of Liquidity*
The investment portfolio will maintain sufficient liquidity to meet all reasonably anticipated operating cash flow requirements of Council, as and when they fall due, without incurring significant transaction costs due to being required to sell an investment.

4.1.3 *Return on Investments*
The portfolio is expected to achieve a market average rate of return and take into account Etheridge Shire Council's risk tolerance and current interest rates, budget considerations, and the economic cycle. Any additional return target set by Council will also consider the risk limitations, prudent investment principles and cash flow characteristics identified within this Investment Policy.

4.2 Ethics & Conflicts of Interest
Finance Manager / Investment officers shall refrain from personal activities that would conflict with the proper execution and management of Etheridge Shire Council's investment portfolio. This includes activities that would impair the investment officers' ability to make impartial decisions.

This policy requires that the Finance Manager and investment officers disclose to the Chief Executive Officer any conflict of interest or any investment positions that could be related to the investment portfolio.

5. REQUIREMENTS
In accordance with Schedule 3 of the Statutory Bodies Financial Arrangements Regulation 2007, Etheridge Shire Council has been allocated a Category 1 investment power.

5.1 Portfolio Investment Parameters
Section 44(1) of SBFAA details the investment powers allocated to Category 1 authorities:

- deposits with a financial institution;
- investment arrangements accepted, guaranteed or issued by or for the Commonwealth or a State or a financial institution;
- other investment arrangements secured by investment arrangements
- accepted, guaranteed or issued by or for the Commonwealth or a State or a financial institution;
- investment arrangements, managed or operated by QIC or QTC, prescribed under a regulation for this paragraph;
- an investment arrangement with a rating prescribed under a regulation for this paragraph;
- other investment arrangements prescribed under a regulation for this paragraph.

Section 44(2) states that the investment must be:

- at call; or
- for a fixed time of not more than 1 year.

5.2 Prohibited Investments
This investment policy prohibits any investment carried out for speculative purposes. The following investments are prohibited by this investment policy.

- Derivative based instruments (excluding floating rate notices)
- Principal only investments or securities that provide potentially nil or negative cash flow
- Stand-alone securities that have the underlying futures, options, forward contracts and sways of any kind, and
- Securities issued in non-Australian dollars

5.3 Placement of Investment Funds
Overall the amount invested with institutions should not exceed the following percentage ranges of overall annual funds invested and appropriate documentation must be maintained. Also when placing investments, consideration should be given to the relationship between credit rating and interest rate.

Investments with Financial Institutions and Investment Arrangements Offered by QTC

Long Term Rating (Standard & Poor's)	***Short Term Rating (Standard & Poor's)***	***Individual Counterparty Limit***	***Total Portfolio Limit***
AA+	A-1+	No Limit	No Limit
A+ to A	A1	No Limit	No Limit
A- to BBB+	A2	Maximum 40%	Maximum 40%
Unrated or below BBB+	Unrated or below A2	Maximum 5%	Maximum 5%
QTC Cash Management Fund		No Limit	No Limit

Council approves dealings with all financial institutions ('Financial Institution' is defined as an authorised deposit-taking institution within the meaning of the Banking Act 1959 (Cwlth), Section 5).

5.4 Maturity
The maturity structure of the portfolio will reflect a maximum term to maturity of one year.

5.5 Liquidity Requirement
Given the nature of the funds invested, no more than 20% of the investment portfolio will be in illiquid securities and at least 10% of the portfolio can be called at no cost or will mature within a maximum of seven (7) days.

6. IMPLEMENTATION

6.1 Internal Controls
The Finance Manager shall establish internal controls and processes that will ensure investment objectives are met and that the investment portfolios are protected from loss, theft or inappropriate use.

The Chief Executive Officer shall issue a letter to any approved counterparty advising that funds transferred from investments to Council must only be deposited into Council's General Account or Trust Account. This instruction cannot be varied unless a written request is made in writing signed in accordance with Council's account signing authority.

6.2 Delegation of Authority
Authority for implementation of the Investment Policy is delegated by Council to the Chief Executive Officer in accordance with the Local Government Act 2009, Section 257 (1).

Authority for the day to day management of Council's Investment Portfolio is to be delegated by the Chief Executive Officer to the Director Corporate & Community Services and/or the Finance Manager.

6.3 Breaches
Any breach of this Investment Policy is to be reported to Chief Executive Officer rectified within seven (7) days of the breach occurring.

Where Council holds an investment that is downgraded below the minimum acceptable rating level, as prescribed under regulation for the investment arrangement, Council shall, within 28 days after the change becomes known to Council, either obtain Treasurer approval for continuing with the investment arrangement or sell the investment arrangement.

7. APPROVAL TABLE

Approved by Council	**Meeting number and date**
GMCCS4 17th May 2017 2020/GM2902- Resolution No: 2017/GM 17 June 2020 GMCCS3 7th June 2018 Resolution No: 2018/GM2323 GMCCS2 19th June 2019 Resolution No. 2019/GM2638 7. 28th July 2021 Resolution No: B.21.7.18	7. 28th July 2021
	Resolution number
	B.21.7.18
Approval by CEO	Ken Timms
Effective date	**Review date**
1st July 2021	**30th June 2022**
Policy Author	
Chief Executive Officer	
Current incumbent	
Ken Timms	
Implementation Officer	
Director Corporate & Community Services	

Current incumbent	**Contact number**	**Official file no.**
Ian Kuhn	**07 4079 9007**	**ESC-006**

Etheridge
Shire Council

2021-22

BORROWING POLICY

DEBT / BORROWING POLICY

1. BACKGROUND AND CONTEXT

To adopt a policy on borrowings that provides for responsible financial management on the loan funding of infrastructure capital projects by ensuring the level of Council indebtedness is within acceptable limits to Council, its ratepayers and interested external parties. This policy is in accordance with Section 192 of the Local Government Regulation 2012.

2. POLICY PROVISIONS

As a general principle, Council recognises that loan borrowings for capital works are an important funding source for Local Government and that the full cost of infrastructure should not be borne entirely by present day ratepayers but be contributed to by future ratepayers who will also benefit. Whilst recognising the importance of loan borrowings, Council should not place undue reliance upon loans as a source of income.

Council restrict all borrowings to expenditure on identified capital works/items that are considered by Council to be of the highest priority, and which cannot be funded from revenue, as identified by the adopted budget. In no circumstances should council borrow funds for recurrent expenditure.
The basis for determination of the utilisation of loan funds will be as follows:

- Analysis of existing debt levels with a loan servicing cost target of less than 25% in any one year;
- Where capital for a service that is funded by utility or user charges eg. Water, Waste, is determined to be funded by way of loans, the user charge should reflect the cost of providing the service including the loan servicing costs;
- Other specific capital projects, not funded by user charges, should only be considered for loan funding where the project is considered by Council to be beneficial to the majority of ratepayers;
- The term of any loan should not exceed the expected life of the asset being funded.

Five Year Loan Programme Forecast

Council may utilise loan borrowing to fund major capital and infrastructure works, or to purchase capital items so that repayments are spread over the years to which the Capital Works will be utilised by ratepayers or to allow plant purchases to be utilised over a period to time to support the repayment of the loan. The Borrowing Policy deals with the following areas:

1. Five Year Loan Programme Forecast;
2. Repayment Schedule

At this stage Council is considering obtaining a loan to build housing for staff and contractors. The expected amount which will be borrowed is $1,200,000.

Repayment Schedule

The loan portfolio of Council is raised solely with the Queensland Treasury Corporation. The Queensland Treasury Corporation maintains Council debt as the Book Debt plus a market provision, to

market value the total liability outstanding. The provision is principally a result of past movements in the Market Value of the liabilities within each Debt Pool.

If the Council was to liquidate this debt it would be required to pay the Market Value of the loan portfolio. The portfolio has been dissected so that loan borrowings in relation to Water Infrastructure are maintained in separate accounts to more accurately reflect the cost of the provision of this infrastructure. This approach is needed otherwise the loan term is amalgamated and the average term for repayments lengthens.

It is proposed that Council consider maintaining a repayment schedule consistent with an interest and principal repayment calculation so that the exposure to interest rate fluctuations is minimised. This basis of repayment will continue to be assessed even though separate accounts have been established for Water Supply Infrastructure. The Budgeted Loan Portfolio of Council for 2021|2022 is as follows(NB This does not include any allowance for the loan for housing which Council is considering):

Table No.1

Etheridge Shire Council
Budget Interest & Redemption by Fund & Function
For the Year Ending 30 June 2021

FUNCTION DESCRIPTION	A EST BOOK DEBT BALANCE 30/06/2021	B QTC INTEREST	C QTC ADMIN	D QTC REDEMPTION	C(1) NEW ADVANCES	D (A-D+C(1)) EST BOOK DEBT BALANCE 30/06/2022
WATER FUNCTIONS	$ 62,565.52	$ 4,242.73	$ 67.44	$ 14,429.07	$ -	$ 52,259.73
TOTAL ALL FUNDS	**$ 62,378.63**	**$ 4,242.73**	**$ 67.44**	**$ 14,429.07**	**$ -**	**$ 52,259.73**

Table No.2

Proposed New Loan (indicative only)

FUNCTION DESCRIPTION	Total Amount of Loan	Term (Principal & Interest)	Fixed Interest Rate	Payments 1st twelve months
Staff Housing	$1,200,000.00	10 years	1.261%	$113,316.20

The current repayment terms to the individual loan accounts are as follows:

Current Repayment Terms (Individual Loan Accounts)

	DEBT POOL	APPROXIMATE REMAINING TERM
WATER FUNCTION	7.350%	2 years 10 months

The existing term of the Portfolio varies between separate accounts and will fluctuate in proportion to the Market Value provision applied.

New borrowings will lengthen the term of each Debt Pool unless taken as a separate loan account.

This will allow the term of the loan to better match the repayment structure of the asset being funded. The estimated total repayment amounts for the 2021|2022 financial year are indicated in Tables (1 & 2).

This policy will be reviewed each year with the adoption of the Budget.

APPROVAL TABLE

Approved by Council	**Meeting number and date**
15th June 2016 GM2904 17 June 20 Resolution No: 2016/GM1735 GMCCS3 – 21st June 2017 Resolution No: 2017/GM GMCCS2 7th June 2018 Resolution No: 2018/GM2322 GMCCS6 19th June 2019 Resolution No: 2019/GM2642 8. 28th July 2021 Resolution No: B.21.7.19	8. 28th July 2021
	Resolution number
	B.21.7.19
Approval by CEO	Ken Timms
Effective date	**Review date**
1st July 2021	**30th June 2022**

Policy Author
Chief Executive Officer
Current incumbent
Ken Timms
Implementation Officer
Director Corporate & Community Services

Current incumbent	**Contact number**	**Official file no.**
Ian Kuhn	**07 4079 9007**	**ESC-003**

Etheridge
Shire Council

2021-22

BUDGET POLICY

BUDGET POLICY

1. BACKGROUND AND CONTEXT

Council is a very large business providing many diverse and significant services to the community. It is important that guidelines are established to assist in providing financial rigor to activities. This includes guidelines to:

- Clarify limitations on the release of budgetary information prior to the formal adoption of the budget;
- Ensure that Council reports are presented in a fiscally responsible manner;
- Provide guidance in the preparation of the budget reviews;
- Ensure that required amendments to the budget are made in a timely manner;
- Ensure consistency with Council's Long Term Financial Forecast.

2. PURPOSE AND SCOPE

This policy provides a framework for the administration of Etheridge Shire Council ("ESC")'s budget and establishes guidelines to ensure that known variations to the budget are addressed in a timely manner.

It applies to all Council Staff who prepare and contribute to ESC's annual budget and to Elected Members.

This policy also applies to all officers who prepare reports to Council, as it provides a guide for the presentation of financial information in those reports.

It also sets out the Budget review process.

3. DEFINITIONS

For the purpose of this policy:

Council shall mean Etheridge Shire Council.

Adopted Budget shall mean the original budget for Etheridge Shire Council for the financial year including any amendments to the budget adopted by Council under section 170 of the Regulation.

The Act shall mean the *Local Government Act 2009*.

The Regulation shall mean the *Local Government Regulation 2012.*

Long-Term Financial Forecast shall mean a document that –

(a) Contains a forecast of income and expenditure and the value of assets, liabilities and equity for each year during the period of the forecast;
(b) Includes a statement of financial position, a statement of cash flow, a statement of income and expenditure and a statement of changes in equity for each year during the period of the forecast;
(c) States the relevant measures of financial sustainability for the period of the forecast;
(d) Covers a period of a least 10 years and is reviewed annually.

Corporate Plan shall mean a document that outlines ESC's objectives and the nature and scope of the activities proposed to be carried out.

4. POLICY PROVISIONS

Etheridge Shire Council's budget cycle is aimed at addressing the need for:

- Long term financial planning;
- Detailed annual budgets supporting Council's operating plans and revenue decision;
- Reviews to address progress against the annual operating plan; and
- Reviews to align the budget with actual results.

This is illustrated as follows:

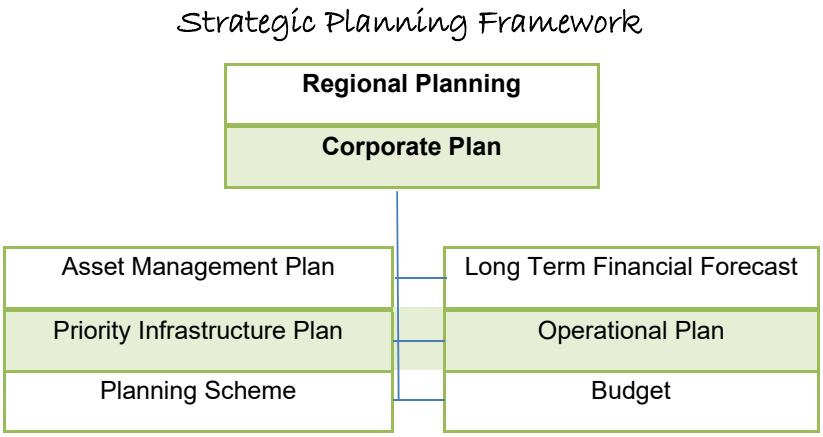

4.1 Council Reports

The following principles are to be applied when compiling official Council meeting reports:

(a) Recommendations that are presented to Council that have the effect of increasing expenditure or reducing income (if adopted) MUST indicate where alternative funding is to be sourced from.

(b) No report is to include a recommendation that "funds are to be identified at the next review" or that "the project be included in next year's budget" (although the item may be **listed for consideration** in either the next review or the following year's budget). Note: These two statements have the effect of committing Council to works that if may not be able to fund.

(c) Where a recommendation states that the funds are to be allocated from various Reserve pools the report **MUST** include the current balance of the relevant account. This will enable Councillors to be fully informed prior to approving the allocation.

(d) Only emergent projects/expenditure items should generally be incorporated into Budget Reviews. *Note: The overall intention for the Budget Reviews is to review performance and assess financial position.*

(e) Where an item that has financial implication is raised in the General Business section at a Council Meeting, a report is to be presented to a future meeting so that possible funding can be identified before the recommendation is adopted.

(f) The budget is a "project" budget. Where projects are completed under Budget, the funds are to be retained in consolidated revenue for those projects that may be over expended.

4.2 Annual Budget Consideration

Throughout the financial year Council considers matters, which may result in a referral to future budget considerations. Where this occurs in an open Council meeting it becomes a matter of public knowledge. These matters must be consistent with Council's Long Term Financial Forecast, when adopted.

During the lead up to the adoption of the original budget for a particular financial year, detailed presentations and working papers are provided to Councillors. The presentations and working papers may include potential expenditure, pricing and rating considerations and various scenarios on options to be considered before the adoption of the budget.

As a matter of policy, all budget working papers including material presented on possible pricing, rating and expenditure is to be treated as "strictly confidential".

In some instance portions of the above information may normally (outside of the budget process) be used to answer inquiries or comments from members of the public. In recognition of the operational need to continue to respond to public inquiries/comment during the budget preparation, the Mayor and CEO (or CEO delegate) are authorised to exercise discretion in releasing information, which would otherwise be considered confidential under this policy.

4.3 Budget Reviews

It is recognised that (following the finalisation of the June financial statements) the actual opening balance may be either more favourable or less favourable than the estimate in the original budget. In the case that it is more favourable, priority will be given to transferring any surplus to appropriate reserves or to reduce the level of borrowings.
Budget review(s) are to be undertaken at the following periods:

- First review immediately following close of accruals for the previous financial year;
- Six monthly review following the close of accounts in December;
- Nine monthly following the close of accounts in March

4.4 Amendments to the Budget

There are a number of budget amendments that may be required during the year. The process for handling various types of amendments is as follows:

Type of Amendment	Process
Increased / decreased expectation of revenue	Adjust at next review. Report to Council is required in relation to impacts on the Original Budget
Increase or reduction in the scope of a Council approved project (operating or capital)	Adjust at next review. Report to be prepared for Council at the next General Meeting for decision/endorsement, outlining if there is any financial/budget impact and adjusted at next review if required.
Incorrect classification of projects as either operational or capital nature or incorrect allocation which is for accounting purposes only (May have an effect on depreciation expenses)	Report to be prepared for Council at the next General Meeting for Council resolution
Information regarding additional grant funded projects and associated revenue and expenditure not allocated within the original budget	Report to be prepared for Council at the next General Meeting for endorsement and discussion around additional funding sources if required if the grant is not 100% funded. Adjust at next review

4.5 Variations

Etheridge Shire Council reserves the right to vary, replace or terminate this policy from time to time.

5. RELATED DOCUMENTATION

In accordance with the *Local Government Regulation 2012* section 169 the following documents are to be included in the budget or amended budget presented to Council.

S.169 Preparation and content of budget

(1) A local government's budget for each financial year must—

(a) be prepared on an accrual basis; and

(b) include statements of the following for the financial year for which it is prepared and the next 2 financial years—

(i) financial position;

(ii) cash flow;

(iii) income and expenditure;

(iv) changes in equity.

(2) The budget must also include—

(a) a long-term financial forecast; and

(b) a revenue statement; and

(c) a revenue policy.

(3) The statement of income and expenditure must state each of the following—

(a) rates and utility charges excluding discounts and rebates;

(b) contributions from developers;

(c) fees and charges;

(d) interest;

(e) grants and subsidies;

(f) depreciation;

(g) finance costs;

(h) net result;

(i) the estimated costs of—

(i) the local government's significant business activities carried on using a full cost pricing basis; and

(ii) the activities of the local government's commercial business units; and

(iii) the local government's significant business activities.

(4) The budget must include each of the relevant measures of financial sustainability for the financial year for which it is prepared and the next 9 financial years.

(5) The ***relevant measures of financial sustainability*** are the following measures as described in the financial management (sustainability) guideline—

(a) asset sustainability ratio;

(b) net financial liabilities ratio;

(c) operating surplus ratio.

(6) The budget must include the total value of the change, expressed as a percentage, in the rates and utility charges levied for the financial year compared with the rates and utility charges levied in the previous budget.

(7) For calculating the rates and utility charges levied for a financial year, any discounts and rebates must be excluded.

(8) The budget must be consistent with the following documents of the local government—

(a) its 5-year corporate plan;

(b) its annual operational plan.

(9) In this section—

financial management (sustainability) guideline means the document called 'Financial Management (Sustainability) Guideline 2011', made by the department and dated March 2011.

6. APPROVAL TABLE

Approved by Council	**Meeting number and date**	
GMCCS5 -15th June 2016 Resolution No: 2016 / GM1736 GMCCS5 – 17th May 2017 Resolution No: 2017/GM GMCCS4 – 7th June 2018 Resolution No: 2018/GM2324 GMCCS3 19th June 2019 Resolution No: 2019/GM2639GM2903 17 June 20		
	Resolution number	
Approval by CEO	Ken Timms	
Effective date	**Review date**	
1st July 2021	**30 June 2022**	
Policy Author		
Chief Executive Officer		
Current incumbent		
Ken Timms		
Implementation Officer		
Director Corporate & Community Services		
Current incumbent	**Contact number**	**Official file no.**
Ian Kuhn	**4079 9007**	**ESC – C005**

Etheridge
Shire Council

2021-22

DEBT RECOVERY POLICY

DEBT RECOVERY POLICY

1. BACKGROUND AND CONTEXT

The Etheridge Shire Council (ESC) is committed to the collection of overdue sundry debts and rates and charges in a fair, equitable and timely manner, but with due consideration to financial hardship faced by ratepayers and customers.

ESC will show due diligence in the application of administrative processes relating to payment arrangements and the selection of various actions for the effective recovery of overdue debts. The management and recovery of outstanding debts is an important aspect of ESC's financial management function.

OBJECTIVES & MEASURES

Objectives	The objective of this policy is to ensure a fair, consistent, timely and accountable approach to ESC's debt management and collection decisions, processes and practices.
Performance Measures	Rate arrears ratio Aged Debtor Statement Level of payment arrangement compliance
Risk Assessment	Low

2. PURPOSE AND SCOPE

This policy applies to all ratepayers of Etheridge Shire Council and debts recorded in the ESC's Accounts Receivable system

3. DEFINITIONS

ESC – Etheridge Shire Council

Sundry Debtor - Debts owed to ESC and recorded in ESC's Accounts Receivable system excluding rates and charges:

- for the supply of goods and services provided on a credit basis
- for charges raised as a result of legislative requirements provided on a credit basis
- for damage to Council infrastructure.

Rates and Charges - Rates and water levies and charges raised in accordance with Revenue Statement and Resolution of Rates and Charges adopted by ESC each year.

Irrecoverable Sundry Debts - A debt that meets any two of the following criteria:

- All reasonable collection action has been taken and was unsuccessful
- No possibility for collection exists now or in the future
- The debtor cannot be located
- Legal proceedings are statute barred or the debt is legally unenforceable
- The debtor is an inoperative corporation and without assets, or
- The debtor is a natural person who is an undischarged bankrupt.

Irrecoverable Rates and Charges - A debt on an account where the property description of the land no longer exists and meets any two the following criteria:

- All reasonable collection action has been taken and was unsuccessful
- No possibility for collection exists now or in the future
- The debtor cannot be located
- Legal proceedings are statute barred or the debt is legally unenforceable
- The debtor is an inoperative corporation and without assets
- The debtor is a natural person who is an undischarged bankrupt.

4. POLICY PROVISIONS

ESC will show due diligence in the application of administrative processes relating to payment arrangements and the selection of various actions for the effective recovery of overdue debts. The management and recovery of outstanding debts is an important aspect of ESC's financial management function.

The principles that apply to the management and recovery of unpaid debts are as follows:

- Effectiveness/Efficiency – meeting the financial, social, economic, environmental, and other corporate objectives stated in ESC's Corporate Plan and other related policies.
- Equity – ensuring the fair and consistent application of lawful recovery principles, without bias, taking account of all relevant considerations.
- Simplicity – endeavour to ensure widespread community or stakeholder understanding of ESC's debtor management activities.
- Sustainability – revenue decisions support the financial strategies for the delivery of infrastructure and services identified in ESC's long term planning.

To achieve these principles consideration is given to the following:

- ESC has a responsibility to recover monies owing to it in a timely and efficient manner to finance its operations and ensure effective cash flow management.
- ESC must operate effective debt collection processes.
- ESC aims to minimise the amount of outstanding monies that it is owed.
- Debtors are expected to take responsibility for their debt obligations and to organise their affairs in such a way as to be able to discharge these obligations when required.
- Where financial hardship has been determined, all reasonable steps will be taken to establish a payment arrangement or negotiate settlement of the outstanding debt with the debtor concerned.

5. AUTHORITIES AND ACCOUNTABILITIES

- Local Government Act 2009 Chapter 4 Part 1
- Section 132 Local Government Regulation 2012 Chapter 4 Part 12
- Information Privacy Act 2009 Chapter 2 Part 2
- Corporations Act 2001 Chapter 5 Part 5.4B
- Property Agents and Motor Dealers Act 2000
- Uniform Civil Procedure (Fees) Regulation 2009
- Trade Practices Act 1965
- Planning Act 2016

6. RELATED DOCUMENTATION

- Revenue Policy
- Revenue Statement

7. APPROVAL TABLE

Approved by Council	**Meeting number and date**	
GMCCS7 19th June 2019 Resolution No: 2019/GM2643 2020/GM2905 – 17 June 2020 9. 28th July 2021 Resolution No: B.21.7.20	9. 28th July 2021	
	Resolution number	
	B.21.7.20	
Approval by CEO	Ken Timms	
Effective date	**Review date**	
1st July 2020	**30th June 2022**	
Policy Author		
Chief Executive Officer		
Current incumbent		
Ken Timms		
Implementation Officer		
Finance Manager		
Current incumbent	**Contact number**	**Official file no.**
Murray Cooper	**0740 799 090**	**ESC**

Debt Recovery Policy Attachment A – Standards for Debt Recovery of Outstanding Accounts

Debt recovery for outstanding accounts within the scope of this policy will consist of the following components:

- Initial Recovery
- Intermediate Recovery
- Advanced Recovery
- Concessions
  - Payment Arrangements
  - Deferrals
- Hardship
- Minor Debts
- Financial Management
- Delegations

1 INITIAL RECOVERY

Once a debt becomes overdue, Initial Recovery will commence with at least one notification to the debtor of the nature and amount of the debt in a form approved by the Director Corporate & Community Services. This notification may use any of the following channels:

• Mail
• Electronic (Email, SMS)
• Telephone

Multiple communication options may be utilised.

2 INTERMEDIATE RECOVERY

If Initial Recovery has been exhausted and all or a substantial part the debt remains unsatisfied, Intermediate Recovery will be commenced. The purpose of Intermediate Recovery is to engage the debtor in a dialog to address any issues relating to the debt, confirm contact details, identify potential financial hardship and facilitate payment. The following methods of communication may be utilised separately or in conjunction with each other:

• Mail
• Electronic (Email, SMS)
• Telephone

Telephone and electronic methods will be the preferred options, resorting to notification by mail if other methods are unsuccessful.

A minimum of two attempts are to be undertaken to contact the debtor before the debt is progressed to Advanced Recovery.

3 ADVANCED RECOVERY

All accounts referred to Advanced Recovery must be considered on the basis:

• The security afforded the debt
• Prospects of successfully recovering the debt
• The cost effectiveness of the method employed.

After consideration of the above on either the class of debt or an individual basis, the following solutions may be employed: • Legal action • Write off the debt • Sale of Land (rates and water accounts only).

3.1 Legal Action

Legal action may be undertaken in the relevant Court jurisdiction and may be undertaken under instruction by a duly delegated officer by solicitors or mercantile agents acting on ESC's behalf.

Before legal action is implemented, a third party Letter of Demand will be issued by the solicitor or mercantile agent assigned the case.

Once Judgment is obtained, the application to execute and the method of execution will be approved by the appropriately delegated officer.

Legal action will not be taken in respect of outstanding rates and water charges where the property owner is receiving concessions on their rate or water charges from ESC.

3.2 Debt Write-off

Where it is determined, to the satisfaction of the Director Corporate & Community Services that a debt is irrecoverable or uneconomical to recover, the debt will be written-off. Any debts will be written-off in accordance with the delegated authority determined by Council. Debts written-off under delegated authority will be reported to Council on a quarterly basis.

3.3 Sale of Land

At least once in every financial year the rates and charges Debtors Ledgers will be analysed to identify properties eligible for sale of land for rate arrears under the provisions of the Local Government Regulation 2012.

Properties identified for sale under these provisions, including those owned by ratepayers receiving rate concessions from ESC on their rates and charges who have decided not to enter into a deferral arrangement for their overdue rates and charges, will be presented to Council to consider a recommendation to sell the properties to recover the rate arrears.

Once Council has resolved to sell land for arrears of rates, payment arrangements will not be considered.

4 CONCESSIONS

4.1 Payment Arrangements

– Rates and Charges Concessions may be granted to ratepayers in the form of a deferral for payment of rates through a payment arrangement facility.

i. In the first instance, an arrangement for the current billing period will be considered and, if required, an arrangement for the current and subsequent year may be considered. All arrangements will be calculated to include estimates of further charges that are expected to be raised during the term of the arrangement. No premium shall apply to this facility.

ii. Payment frequency shall be no longer than fortnightly to allow quicker identification of defaulted payments. Only in special circumstances, will longer frequencies be considered by an appropriately delegated officer.

iii. Where Council has resolved to sell land for arrears of rates, no payment arrangement shall be granted.

Payment arrangements will not be considered in cases where the debtor has demonstrated a history of delinquency.

4.2 Payment Arrangements

Sundry Debtors Limited arrangements will be considered for this class of debtor. Arrangements will only be negotiated for outstanding balances at the time of granting the arrangement with subsequent invoices payable on the due date.

The maximum term for an arrangement will be six months.

Payment frequency shall be no longer than monthly to allow quicker identification of defaulted payments. Only in special circumstances, will longer frequencies be considered by an appropriately delegated officer.

5 HARDSHIP

For non-water rates and charges, this section will apply to properties used as the owner's principal place of residence only.

Identification of ratepayers experiencing financial hardship is an intrinsic component of the Advanced Recovery step in the Debt Recovery process.

Where a ratepayer has the intention - but not the capacity - to make a payment within the timeframe required, consideration will be given to special consideration under hardship.

A failure to have a capacity to pay can be identified by any of the following:
• the ratepayer themselves
• a delegated Debtor Management officer
• an independent accredited financial counsellor
• a not-for-profit organisation providing assistance to people experiencing financial difficulties.

An application for consideration under this section must be completed on an approved form. A request to renegotiate an arrangement by the ratepayer requires an amended form to be lodged.

Any payment arrangement negotiated under this section must take into account the ratepayer's capacity to pay and allow the arrangement to be re-negotiated at the request of the ratepayer if there is a demonstrable change in their circumstances.

Arrangements negotiated under this section will generally be based on weekly or fortnightly instalments but irregular arrangements will be considered based on the ratepayer's individual circumstances.

To facilitate ratepayers who are unable to enter into any form of arrangement to pay, the Debtor Management teams will provide an outline of options on a range of programs that the ratepayer may use and information about appropriate government concession programs and financial counselling services. Details of these programs and services will be contained in a reference document within the Debtor Management Team. The reference document will be regularly reviewed to ensure currency of the information.

6 MINOR DEBTS

When a balance on an account within the scope of this policy is identified as less than the threshold established as a minor debt, the amount will be either written off or paid by Council with the corresponding expense recorded against a budget established for the purpose.

The threshold is to be set at an amount not more than the cost to ESC of handling a customer enquiry in relation to the account balance. The Director Corporate & Community Services will review the threshold annually and modify accordingly with any corresponding budget adjustment being placed before Council for consideration.

7 FINANCIAL MANAGEMENT

Nearing the end of the financial year, all accounts within the scope of this policy will be analysed to identify doubtful debts. A listing of the identified amounts will be provided to the Finance Manager for inclusion in the Financial Statements.

As part of the budget process an analysis to establish doubtful debts will be undertaken and Corporate Finance will be notified to allow for provision to be made in the forthcoming budget.

8 DELEGATIONS

To achieve maximum flexibility and proactively respond to changing economic conditions, the following criteria will be determined by delegation in regard to debts within the scope of this policy:
• approval of payment arrangements
• approval of rate deferral agreements
• commencement of legal actions

Etheridge
Shire Council

2021-22

OPERATIONAL PLAN

Etheridge Shire Council

OPERATIONAL PLAN

Budget 2021-22

Adopted 28 July 2021

INDEX

Tab		
3	A Sustainable Transport Network That Meets Community Needs	Shire Rural Roads are all Weather, Town Streets are Bitumen with Footpaths, Kerb Channelling & Drainage Transport and Main Roads id Committed to Developing a Network that is Fully Sealed to Road Train Route Standard There are Multiple Public Transport Options
4	A Sustainable Environment of Natural Assets, Water, Waste Water & Waste Management	Best Practice Water & Waste Water Management Best Practice Waste Management Best Practice Environment & Pest Management An Energy Efficient Shire Industry has Sustainable Environmental Practices
5	A Diverse Economic Development Ensures a Prosperous Shire	A Variety of Land & Housing Options for the Community A Diversified Economic Base: Tourism, Mining & Support Services
6	Quality Social Infrastructure Makes the Shire a Desirable Place to Live	An Active Community with a Variety of Recreational Activities A Culturally Aware Community An Invigorated Community with a Variety of Multi-Aged Services A Variety of Modern Communication Mechanisms Available for the Whole Shire
7	Best Practice Corporate Governance & Organisational Excellence	Council Provides Community Leadership Through Financial Sustainability & an Open & Accountable Governance Effective Communication Between Council & the Community Across the Community Council Operations Support Quality Service Provision & Good Governance Desirable Staffing Balance that Reflects Council & Community Expectations Council is Effective in Attracting & Retaining Qualified, Experienced & Committed Staff Council is Effective in Planning, Preparing & Responding to natural Disasters

A Sustainable Transport Network That Meets Community Needs

Shire Rural Roads are all Weather, Town Streets are Bitumen with Footpaths, Kerb, Channelling and Drainage

Strategies	Officer	Actions	Comp Date	KPI
An asset management strategy to support the monitoring, maintenance, replacement and enhancement of council's road assets.	des	Develop and implement a shire roads intervention level policy	Dec-21	Policy adopted by Council and implemented
	des	Identify the current status of shire rural roads and town streets	Sep-21	updated road register presented to Council
	des	Implement maintenance programs on Towns Streets	Dec-21	Program implemented
	des	Implement maintenance programs on Rural Roads	Dec-21	Program implemented
	des	Implement maintenance programs on bridges, floodway's, drainage etc.	Dec-21	Program implemented
Develop and implement a comprehensive, sustainable and funded, 10-year Capital Works Program for roads, incorporating road train access and drainage.	dcs	Funded road depreciation for asset replacement	May-22	AMP updated
	des	Implement capital programs on Towns Streets	Mar-22	Program implemented
	des	Implement capital programs on Rural Roads	Mar-22	Program implemented
	des	Implement capital programs on bridges, floodway's, drainage etc.	Mar-22	Program implemented
Lobby for adequate funding to enable the repair of the shire road network affected by natural disaster.	des	Implement reinstatement program for NDRRA	Sep-21	Works are programed and under budget
Work with regional groups and our communities to upgrade Local Roads of Regional Significance.	des	Attend regional meetings and meet with government representatives	Monthly	Attendance to regional meetings

Transport and Main Roads is Committed to Developing a Network that is Fully Sealed to Road Train Route Standard

Strategies	Officer	Actions	Comp Date	KPI
Maintain relationship with the Department of Transport and Main Roads to undertake road construction and maintenance (Road Train Routes).	des	Implement TMR programs for RMPC & NDRRA	Oct-21	Contract TMR works on track and under budget
	des	Attend regional meetings and meet with government representatives to lobby for increased commitment to Main Roads Network	Monthly	Attendance to regional meetings
	des	Create an audit of TMR infrastructure in the Shire (list of km of Gravel, single line bitumen and narrow/ problem bridges)	Dec-21	Audit presented to Council
Continue to lobby to raise the national profile of the Georgetown to Forsayth, Kennedy, Gulf and Gregory Development Roads and Bridges and for additional funding for high priority widening and sealing.	des	Implement TMR upgrade programs	Jun-22	TMR contracts awarded to Council and completed on time and with budget

A Sustainable Transport Network That Meets Community Needs

There are Multiple Public Transport Options

Strategies	Officer	Actions	Comp Date	KPI
An asset management strategy to support the monitoring, maintenance, replacement and enhancement of council's airports and airfield assets.	des	Implement maintenance programs for airports	Mar-22	Annual maintenance program implemented
	dcs	Funded airport depreciation for asset replacement	May-22	AMP updated
	des	Implement capital program for airports	Feb-22	Program implemented
Advocate for improved airfield infrastructure and services.	des	Attend regional meetings and meet with government representatives	Quarterly	Attendance to Regional Meetings
Advocate for improved rail and bus services	ceo	Attend regional meetings and meet with government representatives	Annually	Attendance to Regional Meetings

A Sustainable Environment of Natural Assets, Water, Waste Water and Waste Management

Best Practice Water and Waste Water Management

Strategies	Officer	Actions	Comp Date	KPI
An asset management strategy to support the monitoring, maintenance, replacement and enhancement of council's water and waste water assets.	des	Implement maintenance programs for the water networks	Oct-21	maintenance program developed and implemented
	des	Implement maintenance programs for the water treatment plants	Dec-21	maintenance program developed and implemented
	des	Develop and implement a water and waste water intervention level policy	Mar-22	policy developed and presented to Council
Develop and implement a comprehensive, sustainable and funded, 10-year Capital Works Program to deliver good quality, reliable water and waste water supplies for all communities	dcs	Funded water depreciation for asset replacement	Dec-21	AMP updated
	des	Implement Capital programs for the water networks	Mar-22	Program developed and implemented
	des	Improvement of the Water Treatment Plants at Georgetown and Forsayth	Dec-21	Upgraded Forsayth WTP operational
Water Reservoirs are operating and environmentally compliant	des	Implement maintenance programs for the water reservoirs	Mar-22	Program developed and implemented
	des	Charleston Dam is completed and operational	Dec-21	Charleston Dam online and operational
	des	Charleston Dam project management costs	Mar-22	Ascertained and adopted as part of revised budget
Lobby for adequate funding to enable the repair and maintenance of shire water and waste water network affected by natural disaster or other events	ceo	Attend regional meetings and meet with government representatives	Monthly	Attendance to Regional meetings

Best Practice Waste Management

Strategies	Officer	Actions	Comp Date	KPI
An asset management strategy to support the monitoring, maintenance, replacement and enhancement of council's collection and waste management facilities throughout shire	des	Implement waste collection programs at each town	Mar-22	Strategy presented to Council for adoption
	dcs	Funded depreciation for asset replacement	Mar-22	AMP updated
	des	Implement waste disposal programs at each facility	Jan-22	Strategy presented to Council for adoption
	dcs	Effective education program and encourage recycling, reuse and reduction of community waste	Jan-22	Successful media campaign held

A Sustainable Environment of Natural Assets, Water, Waste Water and Waste Management

Best Practice Natural Environment and Pest Management

Strategies	Officer	Actions	Comp Date	KPI
Develop Council's Biosecurity Plan in consultation with landowners and other stakeholders to reduce the impact of existing and emerging pests.	ceo	Implement works program for biosecurity	Dec-21	Plan adopted by Council
In partnership with the community and external agencies, promote and support best practice management of the natural environment.	ceo	Attend regional meetings and meet with government representatives	Monthly	Attendance to regional meetings
Minimise the potential of disease outbreaks through implementation of an integrated mosquito management program.	ceo	Implement program as required	Sep-21	Program developed and adopted by Council

An Energy Efficient Shire

Strategies	Officer	Actions	Comp Date	KPI
Support of renewable energy. carbon reduction programs and council's carbon footprint	des	Identify the current status of Council's renewable energy portfolio	Jan-22	Councils status is recognised
	des	Attend regional meetings and meet with government and industry representatives	half yearly	Attendance to regional meetings

Industry has Sustainable Environmental Practices

Strategies	Officer	Actions	Comp Date	KPI
Companies and industries are environmentally compliant	ceo	Attend regional meetings and meet with government and industry representatives	bi-monthly	Attendance to regional meetings

A Diversified Economic Development Ensures a Prosperous Shire

A Variety of Land and Housing Options for the Community

Strategies	Officer	Actions	Comp Date	KPI
Maintain a compliant planning scheme that supports the future development of our shire	ceo	Implement the planning scheme	Monthly	Planning applications processed
	ceo	Review and update planning scheme	May-22	Plan reviewed and presented to Council
Review and update the asset management strategy to support the monitoring, maintenance, replacement and enhancement of council's housing stock	dcs	Implement maintenance program for council housing	Mar-22	Maintenance program implemented
	dcs	Funded depreciation for asset replacement	Apr-22	AMP updated
	dcs	Implement capital program for council housing	May-22	Upgrade program presented and adopted by Council
Advocating for the release of State Land for future development across the shire	ceo	Attend regional meetings and meet with government representatives	Monthly	Attendance to Regional meetings
	ceo	Promote residential, rural residential and industrial subdivisions throughout shire as land become available and demand increases.	Monthly	Successful media campaign held

A Diversified Economic Base: Rural, Tourism, Mining and Support Services

Strategies	Officer	Actions	Comp Date	KPI
Facilitate the development and marketing of a distinctive regional image.	ceo	Review and update shire marketing image	Feb-22	Strategy developed and adopted by Council
Support community development to expand and meet the growing needs of the region through infrastructure, income diversification and advocacy	ceo	Develop and implement a Tourism Plan by consulting with all relevant stakeholders	Apr-22	Plan developed and adopted by Council
	ceo	Area Promotion	Monthly	Successful media campaign held
	ceo	Review the TerrEstrial VIC Business Plan, with a view to identify latent opportunities and extending the tourist experience to include interactive activities.	Apr-22	Business Case developed and adopted by Council
Support skills development (youth, business, industry)	dcs	Develop and implement a community skills development program	Dec-21	Program implemented
	dcs	Review procurement policy and monitor the outcomes	half yearly	Outcome report presented to Council for consideration
Advocate for the develop the Gilbert River irrigation project and associated agriculture industries	ceo	Attend regional meetings and meet with government and industry representatives	Monthly	Attendance to Regional meetings

Quality Social Infrastructure Makes the Shire a Desirable Place to Live

An Active Community with a Variety of Recreational Activities

Strategies	Officer	Actions	Comp Date	KPI
Review and update the comprehensive asset management strategy to support the monitoring, maintenance, replacement and enhancement of council's parks, garden and recreational facilities	des	Develop and implement a comprehensive, sustainable and funded, 10-year Capital Works Program for parks, garden and recreational facilities	Apr-22	Program developed and implemented
	dcs	Maintain the public conveniences	Monthly	Facilities meet expectations
	dcs	Maintain the Shire's Cemeteries.	Monthly	Facilities meet expectations
	dcs	Maintain Swimming Pool as a safe and attractive venue.	Monthly	Facilities meet expectations
Establishment suitable recreational activities/facilities at water reservoirs	ceo	Construct recreation facilities at Charleston Dam to encourage activity based tourism.	Apr-22	Project complete
	ceo	Continue our partnership with Department to further enhance the visitor experience on the Copperfield Dam, including construction of recreation facilities to encourage activity based tourism.	Monthly	Attendance to Regional Meetings
Enhance and improve the aesthetics of each town.	des	Review and implement Georgetown beautification plan	Mar-22	Project approved and underway
	des	Review beautification plans for Einasleigh, Forsayth and Mt Surprise	May-22	Plan presented to Council for consideration
Advocate for funding for additional sport and recreation infrastructure.	ceo	Review Council's sport and recreation long term plan	Apr-22	Status of current plan considered and reviewed
	ceo	Attend regional meetings and meet with government and industry representatives	Monthly	Attendance to Regional Meetings

A Culturally Aware Community

Strategies	Officer	Actions	Comp Date	KPI
Review and update the comprehensive asset management strategy to support the monitoring, maintenance, replacement and enhancement of council's social infrastructure	dcs	Develop and implement a comprehensive, sustainable and funded, 10-year Capital Works Program for Social Infrastructure	Jun-22	Program developed and implemented
Provide libraries, as learning and information centres	dcs	Review and implement strategies for library service	Jan-22	Strategy is reviewed and implemented
Engage with and support local arts and cultural groups.	dcs	Review and implement strategies for engaging with arts and cultural groups	Dec-21	Strategy is reviewed and implemented
Build and strengthen the Shire's identity through the support and provision of a variety of events and branding our corporate image.	dcs	Support volunteers, community groups and events	Dec-21	Community assistance policy is reviewed and implemented
Encourage local historians to preserve and promote local history and heritage.	dcs	Support important social milestones on appropriate anniversary dates.	Apr-22	Community calendar of events is developed and supported

Quality Social Infrastructure Makes the Shire a Desirable Place to Live

An Invigorated Community with a Variety of Multi-Aged Services

Strategies	Officer	Actions	Comp Date	KPI
Review and update the comprehensive asset management strategy to support the monitoring, maintenance, replacement and enhancement of council's Health, Aged Care, Child Care facilities	dcs	Develop and implement a comprehensive, sustainable and funded, 10-year Capital Works Program for Social facilities	May-22	Program developed and implemented
	ceo	Advocate to State and Federal Governments, supporting residents to address social inequity, disadvantage, livelihoods and general well-being.	Monthly	Attendance to Regional meetings
	ceo	Partner with state government agencies to improve social conditions and liveability.	Monthly	Attendance to Regional meetings
Ensure that services to the community for child care, youth hostel and aged care are provided.	dcs	Review and implement strategies for an efficient use of the 'Georgetown Hostel'	Mar-22	Current strategy reviewed and updated
	dcs	Review and implement strategies for an efficient operation of the childcare business, including after school care	Mar-22	Current strategy reviewed and updated
	dcs	Review and implement strategies for youth programs for leadership, recreation, entertainment and healthy socialization	Feb-22	Current strategy reviewed and updated
	dcs	Review and implement strategies for an efficient operation of programs for seniors	Jan-22	Current strategy reviewed and updated
Construct care facilities to retain citizens in the community.	ceo	Develop plans to build aged care facilities.	Mar-22	Plan presented to Council for consideration
	ceo	Develop plans to build special care facilities.	Jun-22	Overall strategy developed for consideration
Advocate and facilitate the provision and improvement of central and remote health services.	ceo	Meet with government lobbying for health concerns, including a doctor to the region, aged care and respite and palliative care support.	Monthly	Attendance to Regional meetings
Advocate and facilitate for improvements in educational services to be provided within the shire	ceo	Attend Schools and meet with representatives of the school and P&Cs	Half yearly	Attendance to meetings
Advocate for sufficient policing and emergency service facilities	ceo	Meet with government representatives	Quarterly	Attendance to DDMG meetings

A Variety of Modern Communication Mechanisms Available for the Whole Shire

Strategies	Officer	Actions	Comp Date	KPI
Improve co-operation and communication with relevant stakeholders and all levels of government in the strategic planning of future community infrastructure.	dcs	Develop and maintain a current advocacy plan for the provision of telecommunication services, telemetry and media.	Jan-22	Plan is developed and implemented
Review and update the comprehensive asset management strategy to support the maintenance, replacement and enhancement of council's communication assets.	dcs	Maintain radio re-transmission services for Mt Surprise, Forsayth and Einasleigh.	Monthly	Services are operational
	dcs	Assist a commercial entity to introduce local radio services.	Jun-22	Options are considered and implemented

Best Practice Corporate Governance and Organisational Excellence

Council Provides Community Leadership Through Financial Sustainability and an Open and Accountable Governance

Strategies	Officer	Actions	Comp Date	KPI
Councillors take a leadership role in the community, serve as a role model and provide strategic direction for the continued growth and development of the region.	Mayor	Review and implement Council's strategic plans	Monthly	Delegations from the Monthly Council meetings
	Mayor	Attend local and regional meetings with community, government and industry representatives	Monthly	Opportunities to attend regional meeting is given
Pursue and nurture an environment of honesty and integrity in which elected members, managers and staff work together in a spirit of trust and teamwork.	ceo	Adopt appropriate governance structures and make appropriate delegations.	Apr-22	Organisational Structure is reviewed.
	ceo	Ensure the administration of the region is governed through open and transparent decision-making and reporting processes.	Mar-22	Meeting and legislative requirements are met.
	dcs	Develop and implement a comprehensive, sustainable and funded, 10-year Capital Works Program for Corporate Assets	May-22	AMP is updated
	dcs	Maintain compliance with legislation, local laws, policies	Monthly	Local Laws, polices and procedures are reviewed on a regular basis for compliance
Actively participate in the membership of regional development and other organisations in order to achieve mutual regional priorities.	ceo	Actively participate in the regional organisations and statutory supported planning instruments	Monthly	Attendance to Regional meetings
	ceo	Build the Council's data analytic capability.	Apr-22	Statically data is collected

Effective Communication Between Council and the Community Across the Community

Strategies	Officer	Actions	Comp Date	KPI
Using appropriate media, promote civil and respectful discussion and participation in relevant issues.	ceo	Branding of Shire	Monthly	Media channels are used to promote Council operations
Disseminate accurate and relevant information within the organization, the community and other relevant audiences.	ceo	Review of Council communication mechanisms	Oct-21	Current communication processes are reviewed and report to Council for consideration.
Review the current practice of holding consultation meetings throughout the Shire and distribution of newsletter 'Inform' to maximise effective community engagement.	ceo	Council will embrace exceptional customer service, valuing staff and promoting ethical standards of practice, supported by clear policies and strategies;	Monthly	Item is raised at every Council Meeting to ensure compliance.

Council Operations Support Quality Service Provision and Good Governance

Strategies	Officer	Actions	Comp Date	KPI
Ensure the transparency of council's financial operations and performance and promote awareness within the community of council's financial management and other strategies.	dcs	Review and implement strategies for an efficient operation of Council administration and finances sections	Nov-21	Number of issues raised
	dcs	Review and implement strategies for an efficient operation of Council's internet and internal technology capabilities.	Dec-21	capabilities of the system is reviewed and reported to Council
	dcs	Review and implement a fair and equitable rating system	Feb-22	Review is undertaken and outcomes are report to Council for their consideration.

Best Practice Corporate Governance and Organisational Excellence

Council Operations Support Quality Service Provision and Good Governance (cont)

Pursue opportunities for external income sources to enhance financial capacity beyond traditional methods	ceo	Continue to investage and review current processes to maximise Council financial system and grant applications	Monthly	Report to Council on options of gaining additional revenue sources
Ensure the efficiency of procurement and stores activity.	dcs	Review and implement strategies for an efficient operation of the procurement and stores sections	Oct-21	undertake a review of processes and if required implement any improvements.
Ensure the efficiency of depot and engineering administration	ceo	Review and implement strategies for an efficient operation of Councils depot and engineering sections	Nov-21	Review current practices and report back to Council on possible improvements
	des	Effective works program to better utilize alignments between all funding.	Dec-21	Program to be reported back to Council for consideration
Maintain a profitable fleet business and manage contractor hire arrangements.	des	Review and implement strategies for an efficient operation of Council's Plant Fleet	Oct-21	AMP for Council plant and machinery is reviewed and implemented.
	des	Review and implement strategies for efficient use of contractors.	Sep-21	Report is presented to Council for consideration
	des	Develop a Plant Replacement and upgrade schedule and maintain the operational capacity of plant.	Sep-21	An annual plan for plant replacement is presented to Council, including a 10 year replacement program.

Desirable Staffing Balance that Reflects Council and Community Expectations

Strategies	Officer	Actions	Comp Date	KPI
Develop, review and implement a staffing strategy to the efficiency of council operations	ceo	Review and implement strategies to increase the capacity of council	Oct-21	As part of the organisational review.
Provide accountable, professional, responsible, timely and accessible services to external and internal customers that reflect the values of the organization.	dcs	Review and implement strategies to for customer services	Oct-21	the current process for customer requests and complaints is reviewed and any out come is presented to Council for consideration.

Council is Effective in Attracting and Retaining Qualified, Experienced and Committed Staff

Strategies	Officer	Actions	Comp Date	KPI
Ensure councillors and staff are provided with relevant learning and personal development opportunities to achieve stated strategic priorities	ceo	Promote a drug free environment.	Monthly	Outcomes from testing is considered.
	ceo	Review and implement strategies for an efficient training and development programs	Dec-21	A training needs analysis is developed
Implement effective HRM strategy throughout the organisation.	ceo	Review HRM practice for council.	Dec-21	An annual review is undertaken of current practices
Develop and implement organisation well-being programs.	ceo	Well-being program is part of a HRM review.	Feb-22	An annual review is undertaken of current practices
Develop and implement proactive WHS and enterprise risk strategies to reduce threats to the council and the community.	ceo	Promote and support a safe and healthy work environment in which the importance of family and work/life balance is recognised.	Feb-22	Annual review is favourable and incidents are minimised

Best Practice Corporate Governance and Organisational Excellence

Council if Effective in Planning, Preparing and Responding to Natural Disasters

Strategies	Officer	Actions	Comp Date	KPI
Ensure a preparedness to respond to natural disasters and other emergencies and engage in planning activities aimed at minimising the impact of such disasters on the community.	ceo	Advocate for improved weather information infrastructure in the region (stream gauge stations, rainfall gauge stations and radar).	Nov-21	Suitable weather forecasting is in place.
Maintain a compliant, resourced disaster management plan	ceo	Review and update disaster management plan	Sep-21	Get Ready is successful.

Etheridge
Shire Council

2021-22

FEES AND CHARGES



ETHERIDGE SHIRE COUNCIL

Schedule of Fees & Charges 2021|2022

SCHEDULE OF FEES AND CHARGES

INTRODUCTION:

All fees and charges included in Council's Schedule of Fees and Charges have been identified as either Regulatory (R) or Commercial (C).

Regulatory Fees and Charges includes the statutory legal source of power under which Council has fixed the fee or charge, including the reference applicable under Section 97(2) of the Act.

97 (1) A local government may under a local law or a resolution fix a cost recovery fee. Keep this?

(2) A cost recovery fee is a fee for-

(a) An application for, or the issue or renewal of, a licence, permit, registration or other approval under a Local Government Act (an application fee); or
(b) Recording a change of ownership of land;
(c) Giving information kept under a Local Government Act;
(d) Seizing property or animals under a Local Government Act;
(e) The performance of another responsibility imposed on the local government under the Building Act or the Plumbing and Drainage Act.

The regulatory and commercial fees identified in the Schedule of Fees and Charges have been reviewed by Council.

Etheridge Shire Council requires the payment of fees and charges so that some or all of the cost incurred by it in assessing and processing development applications and for the provision of services is recovered.

This schedule sets out fees and charges in force as at 1st July 2021

SECTION A – DEVELOPMENT APPLICATIONS/TOWN PLANNING

FEES TO ACCOMPANY APPLICATIONS

The required fee should accompany any development application. An application that is not accompanied by the required application fee cannot be processed as it is not 'properly made', within the meaning the *Sustainable Planning Act 2009.*

FEES AND COSTS – MAJOR DEVELOPMENT

Council actively supports suitable developments and will work actively with a developer, if he/she wishes, to achieve useful and ecologically sustainable projects.

The fees shown later in this schedule are intended to deal with cases where a developer provides very detailed, complete information either up front or during the ' information request' stage. Some developers may prefer to work with Council to determine standards and practices acceptable to all interested parties before a formal application is lodged. In these cases Council may negotiate a fee sufficient to recover all or some of its costs.

REFUND OF APPLICATION FEES

No refund will be made if an application has been refused. If an acknowledgement notice has been issued but no assessment or evaluation of the matter has been undertaken by Council or its officers, 80% of the application fee will be refunded if it is formally withdrawn. If the matter has been substantially assessed or reports are prepared or the matter is listed on Council's business paper, no refund will be made.

CONCESSIONS

An application fee may be remitted in part if, in the opinion of the Chief Executive Officer, the effort involved with assessment is fairly inconsequential because the proposal is very simple, or because some public benefit will follow approval of the application.

Building Applications

Classification	Description	Regulatory or Commercial Charge	Head of Power (Relevant Act)	Section No.	Fee	GST	Total Fee
Class 1 (a)	**Application Fee -** Class 1(a) – single dwelling - incorporates 4 inspections	R	P.A. 2016	97(2) (a)	$ 1,153.00		$ 1,153.00
Class 1 (b)	**Application Fee –** Class 1(b) – boarding house, guest house, hostel - incorporates 4 inspections	R	P.A. 2016	97(2) (a)	$ 1,239.00		$ 1,239.00
Class 2	**Application Fee –** Class 2 – a building containing 2 or more sole- occupancy units being a separate dwelling - incorporates 5 inspections	R	P.A. 2016	97(2) (a)	$ 1,377.00		$ 1,377.00
Class 3	**Application Fee** – Class 3 – a residential building, other than a building of Class 1 or 2, including – backpackers accommodation, residential part of a hotel or motel - incorporates 5 inspections	R	P.A. 2016	97(2) (a)	$ 1,479.00		$ 1,479.00
Class 4	**Application Fee –** Class 4 – a dwelling in a building that is Class 5, 6, 7, 8 or 9 if it is the only dwelling in the building - incorporates 4 Inspections	R	P.A. 2016	97(2) (a)	$ 1,200.00		$ 1,200.00
Class 5	**Application Fee –** Class 5 – an office building used for professional or commercial purposes, excluding buildings of Class 6, 7, 8 or 9 - incorporates 4 inspections	R	P.A. 2016	97(2) (a)	$ 1,200.00		$ 1,200.00
Class 6	**Application Fee –** Class 6 - a shop or other building for the sale of goods by retail or the supply of services direct to the public, including— (a) an eating room, cafe, restaurant, milk or soft-drink bar; or (b) a dining room, bar, shop or	R	P.A. 2016	97(2) (a)	$ 1,218.00		$ 1,218.00

	kiosk part of a hotel or motel; or (c) a hairdresser's or barber's shop, public laundry, or undertaker's establishment; or (d) market or sale room, showroom, or *service station* - incorporates 4 inspections						
Class 7 (a)	**Application Fee –** Class 7(a) – a car park - incorporates 4 inspections	R	P.A. 2016	97(2) (a)	$ 1,218.00		$ 1,218.00
Class 7 (b)	**Application Fee –** Class 7(b) – for storage, or display of goods or produce for sale by wholesale - incorporates 4 inspections	R	P.A. 2016	97(2) (a)	$ 1,218.00		$ 1,218.00
Class 8	**Application Fee –** Class 8 - a laboratory, or a building in which a handicraft or process for the production, assembling, altering, repairing, packing, finishing, or cleaning of goods or produce is carried on for trade, sale, or gain - incorporates 4 inspections	R	P.A. 2016	97(2) (a)	$ 1,260.00		$ 1,260.00
Class 9 (a)	**Application Fee –** Class 9(a) - a *health-care building*; including those parts of the building set aside as a laboratory - incorporates 4 inspection	R	P.A. 2016	97(2) (a)	$ 1,260.00		$ 1,260.00
Class 9 (b)	**Application Fee –** Class 9(b) - an *assembly building*, including a trade workshop, laboratory or the like in a primary or secondary *school*, but excluding any other parts of the building that are of another Class - incorporates 4 inspection	R	P.A. 2016	97(2) (a)	$ 1,260.00		$ 1,260.00
Class 9 (c)	**Application Fee –** Class 9(c) - an *aged care building* - incorporates 4 inspection	R	P.A. 2016	97(2) (a)	$ 1,260.00		$ 1,260.00
Class 10 (a)	**Application Fee –** Class 10(a) - a non-habitable building being a *private garage*, carport, shed - incorporates 1 inspection	R	P.A. 2016	97(2) (a)	$ 377.00		$ 377.00

Class 10 (b)	**Application Fee –** Class 10(b) - a structure being a fence, mast, antenna, retaining or free-standing wall, *swimming pool*, or the like - incorporates 1 inspection	R	P.A. 2016	97(2) (a)	$ 479.00		$ 479.00
Swimming Pool Compliance Inspection	**Swimming Pool Compliance Inspection** – incorporates 1 inspection and cost of Pool Safety Certificate from Pool Safety Council	R	P.A. 2016	97(2) (a)	$ 194.00		$ 194.00
Inspections	**Additional Inspections as required for the development**	R	P.A. 2016	97(2) (a)	$ 163.00		$ 163.00
Alterations & Additions to Dwelling – (Class 1)	**Application Fee –** includes 2 inspections	R	P.A. 2016	97(2) (a)	$ 704.00		$ 704.00
Alterations & Additions to Building – (Class 2-9)	**Application Fee –** includes 3 inspections	R	P.A. 2016	97(2) (a)	$ 928.00		$ 928.00

(Please refer below for full definitions for Building Classes as defined within the BCA 2009)

PART A3 CLASSIFICATION OF BUILDINGS AND STRUCTURES

A3.1 Principles of classification
The classification of a building or part of a building is determined by the purpose for which it is designed, constructed or adapted to be used.

A3.2 Classifications

Buildings are classified as follows:
Class 1: one or more buildings which in association constitute—

(a) **Class 1a**—a single dwelling being— (i) a detached house; or (ii) one of a group of two or more attached dwellings, each being a building, Separated by a *fire-resisting* wall, including a row house, terrace house, town house or villa unit; or

(b) **Class 1b**—a boarding house, guest house, hostel or the like- (i) with a total area of all floors not exceeding 300 m2 measured over the enclosing walls of the Class 1b; and (ii) in which not more than 12 persons would ordinarily be resident, which is not located above or below another dwelling or another Class of building other than a *private garage*.

Class 2: a building containing 2 or more sole-occupancy units each being a separate dwelling.

Class 3: a residential building, other than a building of Class 1 or 2, which is a common place of long term or transient living for a number of unrelated persons, I Including—

(a) a boarding-house, guest house, hostel, lodging-house or backpackers accommodation; or
(b) a residential part of a hotel or motel; or
(c) a residential part of a *school*; or
(d) accommodation for the aged, children or people with disabilities; or
(e) a residential part of a *health-care building* which accommodates members of staff; or
(f) a residential part of a *detention centre*.

Class 4: a dwelling in a building that is Class 5, 6, 7, 8 or 9 if it is the only dwelling in the building.

Class 5: an office building used for professional or commercial purposes, excluding buildings of Class 6, 7, 8 or 9.

Class 6: a shop or other building for the sale of goods by retail or the supply of services direct to the public, including—

(a) an eating room, cafe, restaurant, milk or soft-drink bar; or
(b) a dining room, bar, shop or kiosk part of a hotel or motel; or
(c) a hairdresser's or barber's shop, public laundry, or undertaker's establishment; or
(d) market or sale room, showroom, or *service station*.

Class 7: a building which is—

(a) **Class 7a**—a *carpark*; or
(b) **Class 7b**—for storage, or display of goods or produce for sale by wholesale.

Class 8: a laboratory, or a building in which a handicraft or process for the production, assembling, altering, repairing, packing, finishing, or cleaning of goods or produce is carried on for trade, sale, or gain.

Class 9: a building of a public nature—

(a) **Class 9a**—a *health-care building*; including those parts of the building set aside as a laboratory; or
(b) **Class 9b**—an *assembly building*, including a trade workshop, laboratory or the like in a primary or secondary *school*, but excluding any other parts of the building that are of another Class; or
(c) **Class 9c**— an *aged care building*.

Class 10: a non-habitable building or structure—

(a) **Class 10a**—a non-habitable building being a *private garage*, carport, shed, or the like; or
(b) **Class 10b**—a structure being a fence, mast, antenna, retaining or free-standing wall, *swimming pool*, or the like.

Classification	Description	Regulatory or Commercial Charge	Head of Power (Relevant Act)	Section No.	Fee	GST	Total Fee
Restumping	Restumping – Application includes 2 inspections	R	P.A. 2016	97(2) (a)	$ 370.00		$ 370.00
Change of Class	All Classes – 75% of building fee applicable to new class including 1 inspection	R	P.A. 2016	97(2) (a)	75% of applicable fee		75% of applicable fee
Information Requests – Form 19	Administration/Search Fee	C			$ 5.00		$ 51.00
Copying of Plans	Sewer/Drainage Plans	C			$ 11.82	$1.18	$ 13.00
	Copy of building plans (owners authorisation required)	C			A3 $ 1.00 A4 $ 1.00	$0.10 $0.10	A3 $ 1.10 A4 $ 1.10
Removal/Demolition of Building	**Removal/Demolition of Building** – Includes application processing and one (1) inspection – $160.00 Assessment Fees - $250.00 (Refer to Construction / Demolition Waste Fee for burial fees) **(NB. GST is only applicable on Application Fee & Inspection Fee)**	R	P.A. 2016	97(2) (a)	$ 426.00		$ 426.00
Resite Dwelling	**Resite Building from within Shire (Requires 2 applications).** **1. Apply to remove from existing site. – (Refer to above Fee)** **2. Apply to construct on new site. – (As detailed below)** **Step 1**: Amenity & Aesthetics assessment **Step 2:** Building Application Fee $ 1,130.00 Performance Bond $ 1,000.00	R R	P.A. 2016	97(2) (a) 97(2) (a)	$ 133.00 $ 2,173.00		$ 133.00 $ 2,173.00

	(NB. GST is only applicable on the Application Fee & Inspection Fee)						
Resite Building from outside Shire	**Resite Building from outside Shire** **Step 1**: Amenity & Aesthetics assessment **–** **Step 2: Building Application** – $1,130.00 Performance Bond - $1,000.00 **(NB. GST is only applicable on the Application Fee & Inspection Fee)**	R R	P.A. 2016 Building Act 1975	97(2) (a) 97(2) (a)	$133.00 2,173.00		$133.00 $ 2,173.00
Driveway Crossovers	Driveway/Crossover Approval **-** Application and Inspection fee	C			$ 152.73	$ 15.27	$ 168.00
Approval – Extension of Time	For an extension of approval period	R	P.A. 2016	97(2) (a)	$ 152.73	$ 15.27	$ 168.00
	Building Records search only Building Records search only - urgent	R R	P.A. 2016	97(2) (a)	$ 148.18 $ 234.55	$ 14.82 $ 23.45	$ 163.00 $ 258.00
	Building Site inspection (non-structural)	R	P.A. 2016	97(2) (a)	$ 163.64	$ 16.36	$ 180.00
Engineering & Health Searches	Full Engineering Search (Water, Sewerage, road, stormwater, town planning & building information) Minor Engineering Search Health & Environmental Search (search of councils records and reports on outstanding requisitions for food premises, vehicles, hairdressers, caravan parks, flammable & combustible liquids storages, & environmental)	R R R	P.A. 2016	97(2) (a)	$ 280.91 $ 15.45 $ 86.36	$ 28.09 $ 1.55 $ 8.64	$ 309.00 $ 17.00 $ 95.00

Amended Plans	Minor amendments to plans.	R	P.A. 2016	97(2) (a)	$ 255.00		$ 255.00
Archival fee for private certifiers	Processing fee for amending property records etc	C			$ 101.82	$ 10.18	$112.00
Certificate of Classification	Application Fee	R	P.A. 2016 Building Act 1975	97(2) (a)	$510.00		$510.00

Plumbing Applications

Classification	Description	Regulatory or Commercial Charge	Head of Power (Relevant Act)	Section No.	Fee	GST	Total Fee
Domestic Plumbing	Domestic Plumbing Application	R	Water Act 2000	97(2) (a)	$434.00		$434.00
Commercial Plumbing	Commercial Plumbing Application	R	Water Act 2000	97(2) (a)	$694.00		$694.00
Additional Inspection	Additional inspections	R	Water Act 2000 Plumbing & Drainage Act 2002	97(2) (a)	$ 163.00		$ 163.00

Planning & Development Applications

Reconfigure of a Lot

Classification	Description	Regulatory or Commercial Charge	Cost Recovery Fee/ Commercial/ Service Fee	Authorising Legislation or Local Law/ Relevant Provision(s)	GST	Total Fee
Reconfigure of a Lot	Develop Application for reconfiguring a lot (fee is charged at actual cost - $1,100.00 is charged initially + Actual costs if over and above $1,100.00	R	Cost recovery Fee	*Sustainable Planning Act 2009 S260(1)(d)(i) & s370*	N	Base Fee + $1,100.00 + Cost
	Selling of Survey Plans	R	Cost recovery Fee	Local Government Act 2009 s97(2)(a)	N	$170.00

Material Change of Use

Classification	Description	Regulator or Commercial Charge	Cost Recovery Fee / Commercial / Service Fee	Authorising Legislation or Local Law/ Relevant Provision(s)	GST	Total Fee
Material Change of Use	Development Application for Material change of use – code & impact accessible (Fee is charged at actual cost - $1,100.00 is charged initially + actual costs if over and above $1,100.00)	R	Cost Recovery Fee	*Sustainable Planning Act 2009 S260(1)(d)(i) & s370*	N	Base Fee $ 1,100.00 + Cost
	Development Application for material change of use – Associated Minor Industrial Use on Industrial Lots	R	Cost Recovery Fee	*Sustainable Planning Act 2009 S260(1)(d)(i) & s370*	N	$ 305.00

Sundry Planning & Development Fees

Classification	Description	Regulatory or Commercial Charge	Cost Recovery Fee / Commercial / Service Fee	Authorising Legislation or Local Law/ Relevant Provision(s)	GST	Total Fee
Planning Certificates	Limited Shire Planning Certificate	R	Cost Recovery Fee	Local Government Act 2009 s97(2)(a)	N	$325.00
	Standard Planning Certificate	R	Cost Recovery Fee	Local Government Act 2009 s97(2)(a)	N	$810.00
	Full Planning Certificate (Consultancy Required)	R	Cost Recovery Fee	Local Government Act 2009 s97(2)(a)	N	$1,975.00
Advertising Signs	Town Planning Signs	Service Charge	Cost Recovery Fee	Local Government Act 2009 s97(2)(a)	N	$75.00
Reports, documents	Boundary Dispensation	R	Cost Recovery Fee	Local Government Act 2009 s97(2)(a)	N	$380.00
	Hard Copy of Town Planning scheme	Service Charge	Cost Recovery Fee	Local Government Act 2009 s97(2)(a)	N	$305.00
	CD of Town Planning Scheme	Service Charge	Cost Recovery Fee	Local Government Act 2009 s97(2)(a)	N	$93.00

Water Supply

Classification	Description	Regulatory or Commercial Charge	Head of Power (Relevant Act)	Section No.	Fee	GST	Total Fee
Water Connections	20mm Standard service	R	Water Act 2000	97(2) (a)	$ 714.00		$ 714.00
	25mm Water Service	R	Water Act 2000	97(2) (a)	$ 740.00		$ 740.00
	32mm Water Service	R	Water Act 2000	97(2) (a)	$ 765.00		$ 765.00
	32mm Water Service with Backflow	R	Water Act 2000	97(2) (a)	$ 1,530.00		$ 1,530.00
	Other water connections (> 32mm)	R	Water Act 2000	97(2) (a)	POA		POA
Disconnection of water service	Disconnection of water service	R	Water Act 2000	97(2) (a)	$ 255.00		$ 255.00
Special Meter Reading Fee	Special Meter Reading Fee	R	Water Act 2000	97(2) (a)	$ 112.00		$ 112.00
Meter Test Fee (Refundable if under / over 4%)	Meter Test Fee (Refundable if under / over 4%)	R	Water Act 2000	97(2) (a)	$ 194.00		$ 194.00
Flow & Pressure Test	Flow & Pressure Test	R	Water Act 2000	97(2) (a)	$ 112.00		$ 112.00
Georgetown Stand Pipe	Stand Pipe	C			$1.80 per kilolitre		$1.80 per kilolitre

Environmental Health Fees

Classification	Description	Regulatory or Commercial Charge	Head of Power (Relevant Act)	Section No.	Fee	GST	Total Fee
Advertising	Political advertising (refundable deposit of $550.00)	C			$ 550.00 (refundable)		$ 550.00 (refundable)
	Advertising signs - Application Fee (3 year permit)	R	Local Law	97(2) (a)	$49.00 per sign		$49.00 per sign
Food Hygiene	Food Business Licence (Non Profit Organisations)	R	Food Act 2006 Section 48(i)	97(2) (a)	Exempt		Exempt
	New Food Business Licence (Includes 1 inspection)	R	Food Act 2006 Section 52	97(2) (a)	$ 300.00		$ 300.00
	Renewal of Licence Fee (Includes 1 inspection)	R	Food Act 2006 Section 72	97(2) (a)	$300.00		$300.00
	Restoration of Licence Fee (Includes 1 inspection)	R	Food Act 2006 Section 73	97(2) (a)	$300.00		$300.00
	Miscellaneous Inspection Fee – (Food)	R	Food Act 2006 Section 167(b)	97(2) (a)	$122.00		$122.00
	Amendment to Licence	R	Food Act 2006 Section 96	97(2) (a)	$ 51.00		$ 51.00
	Replacement of Licence	R	Food Act 2006 Section 96	97(2) (a)	$ 51.00		$ 51.00
	Event Licence	R	Food Act 2006 Section 52	97(2) (a)	$291.00		$291.00
	Mobile Food Business Licence	R	Food Act 2006 Section 52	97(2) (a)	$200.00		$200.00

	Caravan Park – Annual Licence Fee	R	Local Law	97(2) (a)	$300.00		$300.00
Entertainment Venue	Application Fee	R	Local Law	97(2) (a)	$133.00		$133.00
Higher Risk Personal Appearance Services	Annual Licence Fee (Includes 1 inspection) (Skin Penetration etc..)	R	Public Health (Infection Control for Personal Appearance Services) Act 2003	97(2) (a)	$148.00		$148.00
	Inspection Fee	R	Public Health (Infection Control for Personal Appearance Services) Act 2003	97(2) (a)	$122.00		$122.00

Environmental Relevant Activity Fees

Classification	Description	Regulatory or Commercial Charge	Head of Power (Relevant Act)	Section No.	Fee	GST	Total Fee
Environmentally Relevant Activity Fees	Application Fee	R	Environmental Protection Act 1994	97(2) (a)	$ 214.00		$ 214.00
	Asphalt Manufacturing (< 1,000t of asphalt per annum)	R	Environmental Protection Act 1994	97(2) (a)	$170.00		$170.00
	Asphalt Manufacturing (> 1,000t of asphalt per annum)	R	Environmental Protection Act 1994	97(2) (a)	$2,177.00		$2,177.00
	Plastic Product Manufacturing *(manufacturing in a year, a total of 50t or more of plastic product, other than a plastic product mentioned in item 2)*	R	Environmental Protection Act 1994	97(2) (a)	$1,904.00		$1,904.00
	Plastic Product Manufacturing *(manufacturing in a year, a total of 5t or more of carbon fibre, epoxy coating, foam, foam sandwich, mattings, resin, composite plastics or rigid fibre-reinforced plastics)*	R	Environmental Protection Act 1994	97(2) (a)	$3,672.00		$3,672.00
	Metal Forming	R	Environmental Protection Act 1994	97(2) (a)	$170.00		$170.00
	Metal Recovery *(recovering less than 100t of metal in a day)*	R	Environmental Protection Act 1994	97(2) (a)	$510.00		$510.00
	Metal Recovery *(recovering 100t or more of metal in a day, or 10,000t or more of metal product in a year, and carrying out the relevant activity – without using a fragmentiser)*	R	Environmental Protection Act 1994	97(2) (a)	$1,292.00		$1,292.00

	Metal Recovery *(recovering 100t or more of metal in a day, or 10,000t or more of metal product in a year, and carrying out the relevant activity – using a fragmentiser)*	R	Environmental Protection Act 1994	97(2) (a)	$3,468.00		$3,468.00
	Surface Coating *(anodising, electroplating, enamelling, galvanising or using, in a year, the following quantity of surface coating materials – 1t to 100t)*	R	Environmental Protection Act 1994	97(2) (a)	$680.00		$680.00
	Surface Coating *(coating, painting or powder coating, using, in a year, the following quantity of surface coating materials – 1t to 100t)*	R	Environmental Protection Act 1994	97(2) (a)	$170.00		$170.00
	Boat Maintenance or Repair	R	Environmental Protection Act 1994	97(2) (a)	$1,156.00		$1,156.00
	Waste Incineration & Thermal Treatment *(incinerating or thermally treating waste vegetation, clean paper or cardboard)*	R	Environmental Protection Regulations 1998	97(2) (a)	$170.00		$170.00

Gates & Grids

Classification	Description	Regulatory or Commercial Charge	Head of Power (Relevant Act)	Section No.	Fee	GST	Total Fee
Gates or Grids	Application Fee (Per Grid once only on registration)	R	Local Law	97(2) (a)	$ 112.00		$ 112.00
	Renewal Fee	R	Local Law	97(2) (a)	$56.00		$56.00

Waste Management Fees

Classification	Description	Regulatory or Commercial Charge	Head of Power (Relevant Act)	Section No.	Fee	GST	Total Fee
Commercial Waste Management Fees	Minimum Fee	C			$ 111.82	$ 11.18	$ 123.00
	Commercial Waste (loose) per cubic metre	C			$ 29.09	$ 2.91	$ 32.00
	Commercial Waste (compressed) per cubic metre (including concrete & building rubble)	C			$ 36.36	$ 3.64	$40.00
	Car Bodies	C			$118.82	$ 11.18	$ 123.00
	Deep burial of putrescribe, offensive, noxious wastes (per cubic metre)	C			$ 152.73	$ 15.27	$ 168.00
	Other approved contaminated materials (per cubic metre)	C			$127.27	$ 12.73	$140.00

	Approved contaminated soil (per cubic metre)	C			$127.27	$ 12.73	$140.00
	Motorcycle per tyre	C			$1.82	$ 0.18	$ 2.00
	Car Tyres per tyre	C			$4.55	$ 0.45	$ 5.00
	Car with Rim per tyre	C			$8.18	$ 0.82	$ 9.00
	4wd / Light Truck per tyre	C			$8.18	$ 0.82	$ 9.00
	4wd / Light Truck with Rim per tyre	C			$21.82	$ 2.18	$ 24.00
	Truck per tyre	C			$10.91	$ 1.09	$ 12.00
	Truck with Rim per tyre	C			$21.82	$ 2.18	$ 24.00
	Tractor < 1.5m diameter per tyre	C			$53.64	$ 5.36	$ 59.00
	Tractor 1.5m – 2.0m diameter per tyre	C			$107.27	$ 10.73	$ 118.00
	Forklift / Bobcat per tyre	C			$53.64	$ 5.36	$ 59.00
	Tractor / Earthmoving > 2m per tyre	C			$152.73	$15.27	$ 168.00
Disposal of Septic / Grease Trap Waste	Disposal of septic / grease trap waste (per litre)	C			$ 0.25	$0.03	$0.28

(Council is not licenced to accept asbestos materials within its Landfills)

Cemeteries[1]

Classification	Description	Regulatory or Commercial Charge	Head of Power (Relevant Act)	Section No.	Fee	GST	Total Fee
Purchase of plot	Purchase of land/ plot/ columbarium wall	C			$ 28.18	$ 2.82	$ 31.00
Burial Fees	Burial fees (Maximum)	C			$ 867.27	$ 86.73	$ 954.00
	Burial of ashes	C			$ 28.12	$ 2.82	$ 31.00
Casket Fee	Casket Fee – Adult Casket Fee – Infant	C			$ 713.64 $ 219.09	$ 71.36 $ 21.91	$ 785.00 $ 241.00

Library Fees

Classification	Description	Regulatory or Commercial Charge	Head of Power (Relevant Act)	Section No.	Fee	GST	Total Fee
Security Deposit	Single	C			$31.00		$ 31.00
	Family	C			$61.00		$61.00
Refundable when permanent residency is proven through enrolment on the electoral role.							
Damaged Books or Non Return of Books	Damaged or Lost Books Fee	C			Replacement Cost		Replacement Cost
Damaged DVD's or Non Return of DVD's	Damaged or Lost DVDs Fee	C			Replacement Cost		Replacement Cost

[1] *Refer to attached Map for the Columbarium wall & Burial Details*

Internet Use Charges	Per ½ hour or part thereof	C			$ 1.82	$ 0.18	$ 2.00
	Per hour or part thereof				$ 3.73	$ 0.37	$ 4.00
	All day use (8 hours)				$ 20.00	$ 2.00	$ 22.00

Terrestrial Fees

Classification	Description	Regulatory or Commercial Charge	Head of Power (Relevant Act)	Section No.	Fee	GST	Total Fee
Admission Fees	Ted Elliot Mineral Collection	C			$ 9.09	$ 0.91	$ 10.00

Childcare Fees

Classification	Description	Regulatory or Commercial Charge	Head of Power (Relevant Act)	Section No.	Fee	GST	Total Fee
Little Gems Children's Centre	Full Day Rate per Child	C			$ 51.00		$ 51.00

Student Hostel Fees

Classification	Description	Regulatory or Commercial Charge	Head of Power (Relevant Act)	Section No.	Fee	GST	Total Fee
Permanent Rates (Midday Monday to Midday Friday)	Accommodation – per child	C		As per the rebate received by Centrelink	$ 1,450.00 per term		$ 1,450.00 per term
	Food – per child				$ 560.91 per term	$ 56.09	$ 617.00 per term
Casual Rates (Midday Monday to	Accommodation – per child	C			$ 184.00 per week		$ 184.00 per week

Midday Friday)	Food – per child				$ 71.82 per week	$ 7.18	$ 79.00 per week
Casual Rate until the commencement of the following semester , when (provided the applicants have assigned their subsidies direct to Council), they will be entitled to the permanent rate (per term rate)							
Additional Nights (Permanent or Casual)	Accommodation – per child	C			$ 60.00 per night		$ 60.00 per night
	Food – per child				$ 40.91 per night	$4.09	$45 per night
This rate applies to persons using the Hostel for less than four nights per week, and also to those using the Hostel for more than four nights for the additional nights.							

Public Halls
Georgetown Shire Hall

Classification	Description		Regulatory or Commercial Charge	Head of Power (Relevant Act)	Section No.	Fee	GST	Total Fee
Concerts, Variety Shows, Plays	Visiting Professionals		C			$ 459.09	$ 45.91	$ 505.00
	Amateurs – Local		C			$229.09	$ 22.91	$252.00
	Rehearsal Fees	Day (8am – 5pm)	C			$50.91	$ 5.09	$ 56.00
		Night (5pm – 11pm)				$ 71.82	$ 7.18	$ 79.00
Functions with Liquor Licence (Balls, Dances, Fetes, Sporting Events)	Day Hire – includes Main Hall, Bar & Supper Room		C			$ 178.18	$ 17.82	$ 196.00
	Day Hire – Supper Room only		C			$ 71.82	$ 7.18	$ 79.00
	Evening Hire – includes Main Hall, Bar & Supper Room		C			$ 306.36	$ 30.64	$ 337.00

	Evening Hire – Supper Room Only	C			$ 71.82	$ 7.81	$ 79.00
	Day & Evening Hire – includes Main Hall, Bar & Supper Room	C			$ 484.55	$ 48.45	$ 533.00
	Day & Evening Hire – Supper Room Only	C			$ 142.73	$ 14.27	$ 157.00
Functions without Liquor Licence (No Bar) **(Balls, Dances, Movie Nights, Conferences, Meetings, Training)**	Day Hire – includes Main Hall & Supper Room	C			$ 132.73	$ 13.27	$ 146.00
	Day Hire – Supper Room only	C			$ 73.64	$ 7.36	$ 81.00
	Evening Hire – includes Main Hall & Supper Room	C			$ 173.64	$ 17.36	$ 191.00
	Evening Hire – Supper Room Only	C			$ 91.82	$ 9.18	$ 101.00
	Day & Evening Hire – includes Main Hall & Supper Room	C			$ 255.45	$ 25.45	$ 281.00
	Day & Evening Hire – Supper Room Only	C			$ 152.72	$ 15.27	$ 168.00
Community Meetings	Day Hire – Main Hall	C			$ 71.82	$ 7.18	$ 79.00
	Day Hire – Supper Room	C			$ 40.91	$4.09	$ 45.00
	Evening Hire – Main Hall	C			$ 152.73	$ 15.27	$168.00
	Evening Hire – Supper Room	C			$ 60.91	$ 6.09	$ 67.00
Hire by Schools	Day Hire – includes Main Hall & Supper Room	C			$ 50.91	$ 5.09	$ 56.00
	Hourly Charge – includes Main Hall & Supper Room	C			$ 15.00 per hour	$ 1.50	$16.50 per hour
	Evening Hire – includes Main Hall & Supper Room	C			$ 100.00	$ 10.00	$ 110.00
Georgetown Progress Association	Annual Charge – Supper Room	C			$ 200.00	$ 20.00	$ 220.00

Hire of Tables & Chairs	Tables	C			$ 5.00 per table	$ 0.50	$ 5.50 per table
	Chairs	C			$ 0.50 per chair	$ 0.05	$ 0.55 per chair
Damages to Councils Chairs or Tables that are hired for offsite private functions will be charged at replacement cost for the items. Return of Chairs & Tables will be inspected by Council Officers to ensure that no damage to items have been incurred.							
Cleaning of Hall	Cleaning	C			$ 70.00 per hour per person	$ 7.00	$ 77.00 per hour per person
It is the responsibility of the hirer to ensure that the Hall is left in a clean manner after use. If the hirer requires Council to clean the hall the above fee is applicable (minimum charge will be 4 hours)							

Public Halls
Mt Surprise & Einasleigh Hall

Classification	Description		Regulatory or Commercial Charge	Head of Power (Relevant Act)	Section No.	Fee	GST	Total Fee
Concerts, Variety Shows, Plays	Visiting Professionals		C			$ 101.82	$ 10.18	$ 112.00
	Amateurs – Local		C			$ 60.91	$ 6.09	$ 67.00
	Rehearsal Fees	Day (8am – 5pm)	C			$30.91	$ 3.09	$ 34.00
		Night (5pm – 11pm)				$ 40.91	$ 4.09	$ 45.00
Functions with Liquor Licence (Balls, Dances, Fetes, Sporting Events)	Day Hire – includes Main Hall, Bar & Supper Room		C			$ 60.91	$ 6.09	$ 67.00
	Evening Hire – includes Main Hall, Bar & Supper Room		C			$ 101.82	$ 10.18	$ 112.00
	Day & Evening Hire – includes Main Hall, Bar & Supper Room		C			$ 132.73	$ 13.27	$ 146.00
Functions without Liquor Licence (No Bar)	Day Hire – includes Main Hall & Supper Room		C			$ 60.91	$ 6.09	$ 67.00

(Balls, Dances, Movie Nights, Conferences, Meetings, Training)	Evening Hire – includes Main Hall & Supper Room	C			$ 71.82	$ 7.18	$ 79.00
	Day & Evening Hire – includes Main Hall & Supper Room	C			$ 132.73	$ 13.27	$ 146.00
Community Meetings	Day Hire – Main Hall	C			$ 15.45	$ 1.55	$ 17.00
	Evening Hire – Main Hall	C			$ 20.00	$ 2.00	$ 22.00
Hire by Schools	Day Hire – includes Main Hall & Supper Room	C			$ 30.91	$ 3.09	$ 34.00
	Hourly Charge – includes Main Hall & Supper Room	C			$ 10.00 per hour	$ 1.00	$11.00 per hour
	Evening Hire – includes Main Hall & Supper Room	C			$ 50.91	$ 5.09	$ 56.00
Hire of Tables & Chairs	Tables	C			$ 5.00 per table	$ 0.50	$ 5.50 per table
	Chairs	C			$ 0.50 per chair	$ 0.05	$ 0.55 per chair
Damages to Councils Chairs or Tables that are hired for offsite private functions will be charged at replacement cost for the items. Return of Chairs & Tables will be inspected by Council Officers to ensure that no damage to items have been incurred.							
Cleaning of Hall	Cleaning	C			$ 40.00 per hour per person	$ 4.00	$ 44.00 per hour per person
It is the responsibility of the hirer to ensure that the Hall is left in a clean manner after use. If the hirer requires Council to clean the hall the above fee is applicable (minimum charge will be 4 hours)							

Administration Fees

Search Fees

Classification	Description	Regulatory or Commercial Charge	Head of Power (Relevant Act)	Section No.	Fee	GST	Total Fee
All fees stated below are applicable to each rate assessment; i.e. – Where a rate search request deals with two parcels on separate rate assessments the applicant shall be charged two rate search fees.							
Rate Search	Over the Counter/Telephone	R	LGA 2009	97(2) (a)	$ 15.00		$ 15.00
	Standard Rates Search	R	LGA 2009	97(2) (a)	$ 65.00		$ 65.00
	Urgent Standard Rates Search	R	LGA 2009	97(2) (a)	$ 102.00		$ 102.00
	Full Property Search	R	LGA 2009	97(2) (a)	$148.00		$148.00
A Full Property Search includes rates search, health requisitions search, building requisitions search and a town planning - preferred use search							
Other Searches	Health Requisitions	R	LGA 2009	97(2) (a)	$ 51.00		$ 51.00
	Town Planning - Preferred Uses	R	PA 2016	97(2) (a)	$ 61.00		$ 61.00
	Building Requisitions or Search	R	LGA 2009	97(2) (a)	$ 77.00		$ 77.00

Printing Fees

Classification	Description	Regulatory or Commercial Charge	Head of Power (Relevant Act)	Section No.	Fee	GST	Total Fee
Photocopying A4 Black & White	First Copy – single sided	C			$ 0.50	$ 0.05	$ 0.55
	Next 50 copies – single sided				$ 0.20	$ 0.02	$ 0.22
	Next 50 copies – single sided				$ 0.15	$ 0.01	$ 0.16
	Next 400 copies – single sided				$ 0.10	$ 0.01	$ 0.11
	Remaining copies – single sided				$ 0.10	$ 0.01	$ 0.11
	First Copy – double sided	C			$ 0.60	$ 0.06	$ 0.66
	Next 50 copies – double sided				$0.30	$ 0.03	$ 0.33
	Next 50 copies – double sided				$ 0.25	$ 0.02	$ 0.27
	Next 400 copies – double sided				$ 0.20	$ 0.02	$ 0.22
	Remaining copies – double sided				$ 0.15	$ 0.01	$ 0.16
Photocopying A4 Colour	First Copy – single sided	C			$ 0.60	$ 0.06	$ 0.66
	Next 50 copies – single sided				$ 0.25	$ 0.02	$ 0.27
	Next 50 copies – single sided				$ 0.20	$ 0.02	$ 0.22
	Next 400 copies – single sided				$ 0.15	$ 0.01	$ 0.16
	Remaining copies – single sided				$ 0.10	$ 0.01	$ 0.11
	First Copy – double sided				$ 0.80	$ 0.08	$ 0.88
	Next 50 copies – double sided				$0.45	$ 0.05	$ 0.50
	Next 50 copies – double sided				$ 0.30	$ 0.03	$ 0.33

	Next 400 copies – double sided				$ 0.25	$ 0.02	$ 0.27
	Remaining copies – double sided				$ 0.20	$ 0.02	$ 0.22
Photocopying A3 Black & White	First Copy – single sided	C			$ 0.80	$ 0.08	$ 0.88
	Next 50 copies – single sided				$ 0.30	$ 0.03	$ 0.33
	Next 50 copies – single sided				$ 0.25	$ 0.02	$ 0.27
	Next 400 copies – single sided				$ 0.20	$ 0.02	$ 0.22
	Remaining copies – single sided				$ 0.15	$ 0.01	$ 0.16
	First Copy – double sided				$ 0.90	$ 0.09	$ 0.99
	Next 50 copies – double sided				$0.45	$ 0.05	$ 0.50
	Next 50 copies – double sided				$ 0.35	$ 0.03	$ 0.38
	Next 400 copies – double sided				$ 0.25	$ 0.02	$ 0.27
	Remaining copies – double sided				$ 0.20	$ 0.02	$ 0.22
Photocopying A3 Colour	First Copy – single sided	C			$ 0.90	$ 0.09	$ 0.99
	Next 50 copies – single sided				$ 0.40	$ 0.04	$ 0.44
	Next 50 copies – single sided				$ 0.30	$ 0.03	$ 0.33
	Next 400 copies – single sided				$ 0.25	$ 0.02	$ 0.27
	Remaining copies – single sided				$ 0.20	$ 0.02	$ 0.22

	First Copy – double sided				$ 1.10	$ 0.11	$ 1.21
	Next 50 copies – double sided				$0.60	$ 0.06	$ 0.66
	Next 50 copies – double sided				$ 0.45	$ 0.05	$ 0.50
	Next 400 copies – double sided				$ 0.40	$ 0.04	$ 0.44
	Remaining copies – double sided				$ 0.30	$ 0.03	$ 0.33
Laminating	A4 Page	C			$ 2.00 per page	$ 0.20	$ 2.20 per page
	A3 Page	C			$ 3.00 per page	$ 0.30	$ 3.30 per page
Facsimile	Sending within Australia – 1st page	C			$ 3.00	$ 0.30	$ 3.30
	Additional pages	C			$ 1.00	$ 0.10	$ 1.10
	Sending International – 1st page	C			$ 7.00	$ 0.70	$ 7.70
	Additional pages	C			$ 2.00	$ 0.20	$ 2.20
	Receiving Faxes (per page)	C			$ 1.00	$ 0.10	$ 1.10
Binding	A4 – Booklet	C			$10.00	$1.00	$11.00

Council Documents

Classification	Description	Regulatory or Commercial Charge	Head of Power (Relevant Act)	Section No.	Fee	GST	Total Fee
Minutes	General Meetings Minutes – (Single Copy)	C			$ 10.00	$ 1.00	$ 11.00
	General Meeting Minutes – (Annual)	C			$ 121.82	$ 12.18	$ 134.00
Tenders	Tender Documents (per copy)	C			$ 20.00	$ 2.00	$ 22.00
Local Laws	Per Page	R	LGA 2009	97(2) (c)	$ 0.50	$ 0.05	$ 0.55
	Full Set	R	LGA 2009	97(2) (c)	$ 20.00	$ 2.00	$ 22.00
Annual Report	Annual Report	R	LGA 2009	97(2) (c)	$ 15.45	$ 1.55	$ 17.00
Corporate Plan	Corporate Plan	R	LGA 2009	97(2) (c)	$ 15.45	$ 1.55	$ 17.00
Operational Plan	Operational Plan	R	LGA 2009	97(2) (c)	$10.00	$ 1.00	$ 11.00
Register Fees & Charges	Per Page	C			$ 0.50	$ 0.05	$ 0.55
	Full Set	C			$10.00	$ 1.00	$ 11.00
Building Approval Summaries	Summary per Month	C			$ 10.00	$ 1.00	$ 11.00
	Summary per annum	C			$ 110.00	$ 11.00	$ 121.00
Right to Information	Application Fee	R	RTI 2009	97(2) (c)	$ 49.70		$ 49.70

Miscellaneous Fees

Classification	Description	Regulatory or Commercial Charge	Head of Power (Relevant Act)	Section No.	Fee	GST	Total Fee
Impound Fees	Motor Vehicles – minimum fee	R	Transport Operations (Road Use Management) Act 1995	97(2) (a)	$ 303.64	$ 30.36	$ 334.00
Overgrown Allotments	Mowing and removal of rubbish	C			Actual Cost		Actual Cost
Wheelie Bins	Wheelie Bin (240Lt) / (900Lt) Townships of – Forsayth Einasleigh Mt Surprise Rural Land Owners	C			Actual Cost		Actual Cost

Cemeteries – (Georgetown Columbarium Wall Dimenssions)

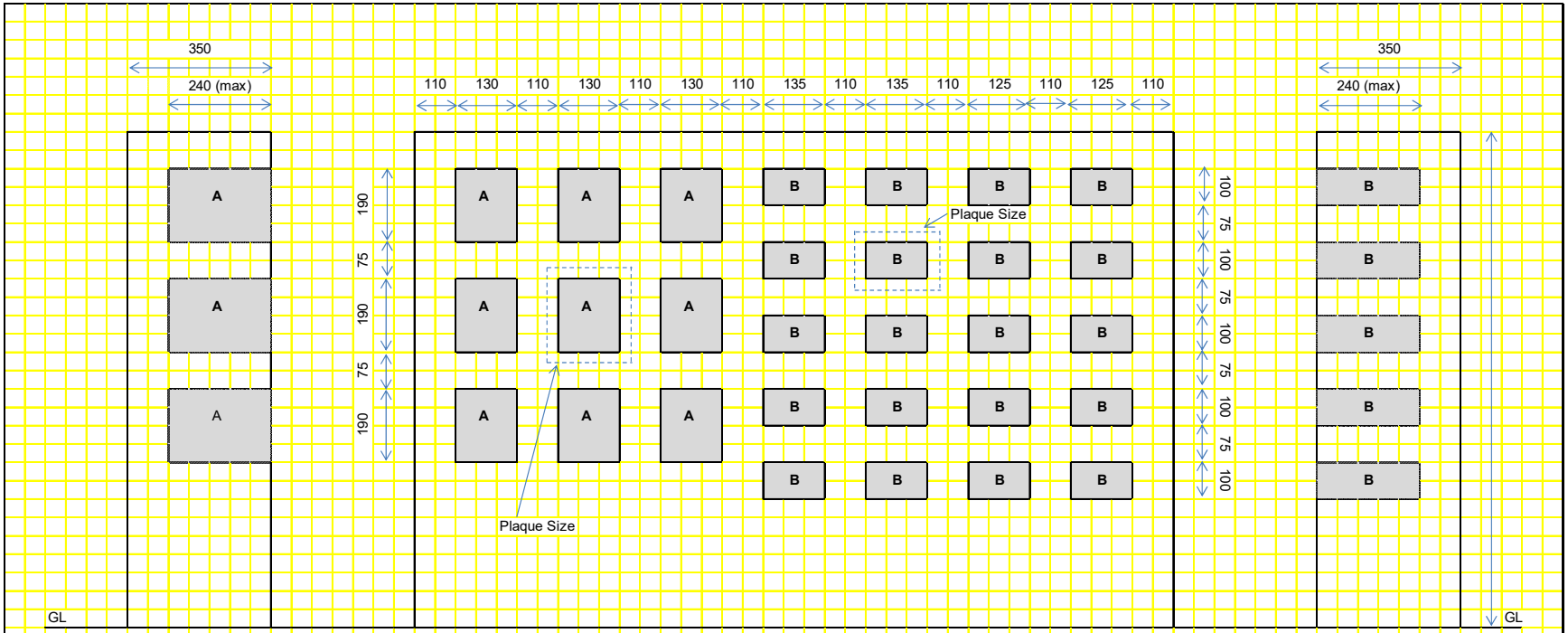

Size of Commemorative Plaques:

Type "A" **250mm (high) x 190mm (wide)**
Type "B" **160mm (high) x 200mm (wide)**

	PROJECT: Georgetown Cemetery - Columbarium Wall	**Job Number**:
		Prepared By:
	LOCATION: Georgetown Cemetery	**Date**:

Cemeteries – (Burial Dimensions)

Funerals

Coffin dimensions

Standard coffin – 630mm wide & 2200mm long

Grave dimensions

Length – 2.4m (8ft)
Width – 750 - 800mm
Depth – 2 to 2.4m

Sextons Gordonvale
Wes or Alex 0439882279

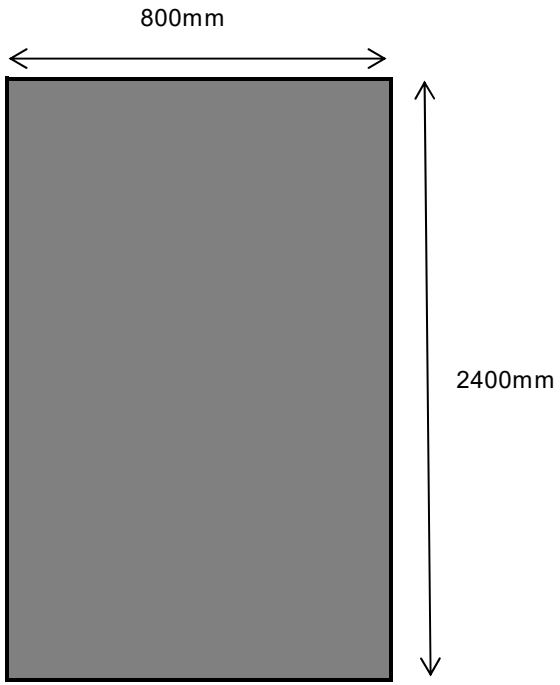

Etheridge

Shire Council

2021-22

10 YEAR FINANCIAL FORECAST

Etheridge Shire Council
Statement of Comprehensive Income

	30/6/21	30/6/22	30/6/23	1.02 30/6/24	30/6/25	30/6/26	30/6/27	30/6/28	30/6/29	30/6/30	30/6/31
(a) Rates and charges											
General rates	2,041,601	2,084,000	2,125,680	2,168,194	2,211,557	2,255,789	2,300,904	2,346,922	2,393,861	2,441,738	2,490,573
Water	294,179	300,000	306,000	312,120	318,362	324,730	331,224	337,849	344,606	351,498	358,528
Water consumption	101,857	113,000	115,260	117,565	119,917	122,315	124,761	127,256	129,801	132,398	135,045
Waste management	31,950	33,000	33,660	34,333	35,020	35,720	36,435	37,163	37,907	38,665	39,438
Garbage charges	111,278	113,500	115,770	118,085	120,447	122,856	125,313	127,819	130,376	132,983	135,643
Total rates and utility charge revenue	**2,580,865**	**2,643,500**	**2,696,370**	**2,750,297**	**2,805,303**	**2,861,409**	**2,918,638**	**2,977,010**	**3,036,551**	**3,097,282**	**3,159,227**
Less: Discounts	(317,346)	-333,000	-339,660	-346,453	-353,382	-360,450	-367,659	-375,012	-382,512	-390,163	-397,966
Less: Pensioner remissions	(24,403)	-25,400	-25,908	-26,426	-26,955	-27,494	-28,044	-28,605	-29,177	-29,760	-30,355
	(341,749)	**-358,400**	**-365,568**	**-372,879**	**-380,337**	**-387,944**	**-395,703**	**-403,617**	**-411,689**	**-419,923**	**-428,321**
Net rates and utility charges	**2,239,116**	**2,285,100**	**2,330,802**	**2,377,418**	**2,424,966**	**2,473,466**	**2,522,935**	**2,573,394**	**2,624,862**	**2,677,359**	**2,730,906**
(b) Fees and charges											
Licences and registrations	4,559	5,600	5,712	5,826	5,943	6,062	6,183	6,307	6,433	6,561	6,693
TerrEstrial Centre	69,699	96,000	97,920	99,878	101,876	103,913	105,992	108,112	110,274	112,479	114,729
Child Care Centre	105,108	100,000	102,000	104,040	106,121	108,243	110,408	112,616	114,869	117,166	119,509
Hostel Fees	90,754	62,000	63,240	64,505	65,795	67,111	68,453	69,822	71,219	72,643	74,096
Einasleigh Common	26,582	25,000	25,500	26,010	26,530	27,061	27,602	28,154	28,717	29,291	29,877
Other fees and charges	150,976	112,000	114,240	116,525	118,855	121,232	123,657	126,130	128,653	131,226	133,850
Fees and Charges	**447,678**	**400,600**	**408,612**	**416,784**	**425,120**	**433,622**	**442,295**	**451,141**	**460,163**	**469,367**	**478,754**
(c) Rental income											
Other rental income	141,215	148,000	150,960	153,979	157,059	160,200	163,404	166,672	170,005	173,406	176,874
Rental Income	**141,215**	**148,000**	**150,960**	**153,979**	**157,059**	**160,200**	**163,404**	**166,672**	**170,005**	**173,406**	**176,874**
(d) Interest received											
Interest received from term deposits	66,257	75,000	75,000	75,000	75,000	75,000	75,000	75,000	75,000	75,000	75,000
Interest from overdue rates and utility charges	15,782	15,000	15,300	15,606	15,918	16,236	16,561	16,892	17,230	17,575	17,926
Interest and investment Revenue Received	**82,039**	**90,000**	**90,300**	**90,606**	**90,918**	**91,236**	**91,561**	**91,892**	**92,230**	**92,575**	**92,926**
(e) Sales - Contract and recoverable works											
Contracts and recoverable works	11,410,920	24,756,000	25,000,000	25,000,000	15,000,000	10,000,000	10,000,000	10,000,000	10,000,000	10,000,000	10,000,000
Private Works	14,323	15,000	15,000	15,000	15,000	20,000	20,000	20,000	20,000	20,000	20,000
Sales - Contract and Recoverable Works	**11,425,243**	**24,771,000**	**25,015,000**	**25,015,000**	**15,015,000**	**10,020,000**	**10,020,000**	**10,020,000**	**10,020,000**	**10,020,000**	**10,020,000**
(f) Grants, subsidies, Contributions and donations											
State Government Subsidies and Grants	2,336,161	16,297,400	15,000,000	15,000,000	7,500,000	7,000,000	7,000,000	7,000,000	7,000,000	7,000,000	7,000,000
Federal government Subsidies and grants	6,290,271	6,456,000	6,585,120	6,716,822	6,851,159	6,988,182	7,127,946	7,270,505	7,415,915	7,564,233	7,715,518
Donations	2,600	3,000	2,000	2,000	2,000	2,000	2,000	2,000	2,000	2,000	2,000
Grants, subsidies, contributions and donations	**8,629,032**	**22,756,400**	**21,587,120**	**21,718,822**	**14,353,159**	**13,990,182**	**14,129,946**	**14,272,505**	**14,417,915**	**14,566,233**	**14,717,518**
Total revenue	**22,964,323**	**50,451,100**	**49,582,794**	**49,772,610**	**32,466,222**	**27,168,707**	**27,370,141**	**27,575,603**	**27,785,176**	**27,998,939**	**28,216,978**
Capital Income											
State Government Subsidies and Grants	3,024,869	2,070,000	2,500,000	2,500,000	2,500,000	2,500,000	2,500,000	2,500,000	2,500,000	2,500,000	2,500,000
Federal government Subsidies and grants	2,707,350	7,333,500	7,500,000	7,500,000	7,500,000	5,000,000	5,000,000	5,000,000	5,000,000	5,000,000	5,000,000
	5,732,219	**9,403,500**	**10,000,000**	**10,000,000**	**10,000,000**	**7,500,000**	**7,500,000**	**7,500,000**	**7,500,000**	**7,500,000**	**7,500,000**
Total income	**28,696,542**	**59,854,600**	**59,582,794**	**59,772,610**	**42,466,222**	**34,668,707**	**34,870,141**	**35,075,603**	**35,285,176**	**35,498,939**	**35,716,978**
Expenses											
Recurrent expenses											
Wages and salaries	(4,904,349)	-5,998,000	-6,117,960	-6,240,319	-6,365,126	-6,492,428	-6,622,277	-6,754,722	-6,889,817	-7,027,613	-7,168,165
Councillors remuneration	(347,909)	-350,000	-357,000	-364,140	-371,423	-378,851	-386,428	-394,157	-402,040	-410,081	-418,282
Annual Sick and LSL	(771,018)	-610,000	-622,200	-634,644	-647,337	-660,284	-673,489	-686,959	-700,698	-714,712	-729,006
Superannuation	(511,769)	-550,000	-561,000	-572,220	-583,664	-595,338	-607,244	-619,389	-631,777	-644,413	-657,301
Other employee related expenses	(346,395)	-380,000	-387,600	-395,352	-403,259	-411,324	-419,551	-427,942	-436,501	-445,231	-454,135
Less: Capitalised Employee expenses	633,387	1,106,500	1,128,630	1,151,203	1,174,227	1,197,711	1,221,665	1,246,099	1,271,021	1,296,441	1,322,370

Employee benefits	**(6,248,054)**	**-6,781,500**	**-6,917,130**	**-7,055,473**	**-7,196,582**	**-7,340,514**	**-7,487,324**	**-7,637,070**	**-7,789,812**	**-7,945,608**	**-8,104,520**
Admin Supplies & Consumables	(55,999)	-60,000	-61,200	-62,424	-63,672	-64,946	-66,245	-67,570	-68,921	-70,300	-71,706
Audit Fees	(63,525)	-65,000	-66,300	-67,626	-68,979	-70,358	-71,765	-73,201	-74,665	-76,158	-77,681
Communication and IT	(381,986)	-400,000	-408,000	-416,160	-424,483	-432,973	-441,632	-450,465	-459,474	-468,664	-478,037
Consultants	(407,273)	-450,000	-459,000	-468,180	-477,544	-487,094	-496,836	-506,773	-516,909	-527,247	-537,792
Contractor Works TMR	(1,530,163)	-1,853,750	-1,853,750	-1,853,750	-1,853,750	-1,853,750	-1,853,750	-1,853,750	-1,853,750	-1,853,750	-1,853,750
Contract Works Flood Damage	(2,343,244)	-11,648,500	-11,648,500	-11,648,500	-6,000,000	-2,000,000	-2,000,000	-2,000,000	-2,000,000	-2,000,000	-2,000,000
Contract Works - North Australian Roads Prog	(393,611)	-17,410,000	-15,410,000	-15,410,000	-5,000,000	-4,000,000	-4,000,000	-4,000,000	-4,000,000	-4,000,000	-4,000,000
Repairs & Maintenance	(1,495,897)	-1,600,000	-1,632,000	-1,664,640	-1,697,933	-1,731,891	-1,766,529	-1,801,860	-1,837,897	-1,874,655	-1,912,148
Other Materials & Services	(5,164,837)	-5,500,000	-5,610,000	-5,722,200	-5,836,644	-5,953,377	-6,072,444	-6,193,893	-6,317,771	-6,444,127	-6,573,009
Travel Expenses	(97,200)	-100,000	-102,000	-104,040	-106,121	-108,243	-110,408	-112,616	-114,869	-117,166	-119,509
Water operations	(327,702)	-375,000	-382,500	-390,150	-397,953	-405,912	-414,030	-422,311	-430,757	-439,372	-448,160
Waste Management	(148,111)	-160,000	-163,200	-166,464	-169,793	-173,189	-176,653	-180,186	-183,790	-187,466	-191,215
Materials and services	**(12,409,549)**	**-39,622,250**	**-37,796,450**	**-37,974,134**	**-22,096,872**	**-17,281,734**	**-17,470,294**	**-17,662,625**	**-17,858,802**	**-18,058,903**	**-18,263,006**
Finance Costs charged by QTC	(3,343)	-79,600	-160,000	-160,000	-160,000	-160,000	-160,000	-160,000	-160,000	-160,000	-160,000
Bank Charges	(3,816)	-4,000	-4,000	-4,000	-4,000	-4,000	-4,000	-4,000	-4,000	-4,000	-4,000
Impairment of rates	-	0	0	0	0	0	0	0	0	0	0
Finance costs	**(7,159)**	**-83,600**	**-164,000**	**-164,000**	**-164,000**	**-164,000**	**-164,000**	**-164,000**	**-164,000**	**-164,000**	**-164,000**
Buildings	(1,404,455)	-686,500	-680,000	-680,000	-680,000	-680,000	-680,000	-680,000	-680,000	-680,000	-680,000
Plant & Equipment	(459,695)	-460,000	-500,000	-500,000	-500,000	-500,000	-500,000	-500,000	-500,000	-500,000	-500,000
Other Structures	(429,228)	-504,000	-500,000	-500,000	-500,000	-500,000	-500,000	-500,000	-500,000	-500,000	-500,000
Road drainage and bridge network	(2,084,685)	-2,079,000	-2,201,500	-2,201,500	-2,201,500	-2,201,500	-2,201,500	-2,201,500	-2,201,500	-2,201,500	-2,201,500
Water	(229,012)	-225,000	-232,000	-232,000	-232,000	-232,000	-232,000	-232,000	-232,000	-232,000	-232,000
Depreciation and amortisation	**(4,607,075)**	**-3,954,500**	**-4,113,500**	**-4,113,500**	**-4,113,500**	**-4,113,500**	**-4,113,500**	**-4,113,500**	**-4,113,500**	**-4,113,500**	**-4,113,500**
Total recurrent expenses	**(23,271,836)**	**-50,441,850**	**-48,991,080**	**-49,307,107**	**-33,570,954**	**-28,899,748**	**-29,235,118**	**-29,577,195**	**-29,926,114**	**-30,282,011**	**-30,645,027**
Capital Expenses											
Capital Expenses	3,447	-13,904,800	-10,000,000	-10,000,000	-10,000,000	-5,000,000	-5,000,000	-5,000,000	-5,000,000	-5,000,000	-5,000,000
Capital Expenses	**3,447**	**-13,904,800**	**-10,000,000**	**-10,000,000**	**-10,000,000**	**-5,000,000**	**-5,000,000**	**-5,000,000**	**-5,000,000**	**-5,000,000**	**-5,000,000**
Total expenses	**(23,268,389)**	**-64,346,650**	**-58,991,080**	**-59,307,107**	**-43,570,954**	**-33,899,748**	**-34,235,118**	**-34,577,195**	**-34,926,114**	**-35,282,011**	**-35,645,027**
	5,428,153	**-4,492,050**	**591,714**	**465,503**	**-1,104,732**	**768,959**	**635,023**	**498,408**	**359,062**	**216,928**	**71,951**
Net Profit from operations	**(307,513)**	**9,250**	**591,714**	**465,503**	**(1,104,732)**	**(1,731,041)**	**(1,864,977)**	**(2,001,592)**	**(2,140,938)**	**(2,283,072)**	**(2,428,049)**

Statement of Financial Position
for the year ended 30 June 2022

	Budget 2021-22	Budget 2021-22									
ASSETS											
Current Assets											
Cash & Cash Equivalents	10,600,355	14,011,085	14,511,085	15,011,085	14,261,085	14,761,085	14,961,085	15,461,085	15,961,085	15,861,085	15,761,085
Trade & Other Receivables	979,404	303,408	350000	350000	350000	350000	350000	350000	350000	350000	350000
Inventories	409,998	477,699	350000	350000	350000	350000	350000	350000	350000	350000	350000
Other Financial Assets											
Total Current Assets	**11,989,757**	**14,792,192**	**15,211,085**	**15,711,085**	**14,961,085**	**15,461,085**	**15,661,085**	**16,161,085**	**16,661,085**	**16,561,085**	**16,461,085**

Non-Current Assets											
Other Assets											
Property Plant & Equipment	210,714,841	193,038,466	220000000	222000000	225000000	225000000	220000000	222000000	225000000	227000000	228000000
Capital Works in Progress	726,850	23,896,436	12000000	10000000	5000000	5000000	5000000	5000000	5000000	5000000	5000000
Total Non-Current Assets	**211,441,691**	**216,934,902**	**232,000,000**	**232,000,000**	**230,000,000**	**230,000,000**	**225,000,000**	**227,000,000**	**230,000,000**	**232,000,000**	**233,000,000**
Total Assets	**223,431,448**	**231,727,094**	**247,211,085**	**247,711,085**	**244,961,085**	**245,461,085**	**240,661,085**	**243,161,085**	**246,661,085**	**248,561,085**	**249,461,085**
Current Liabilities											
Trade & Other Payables	878,986	266,504	271,834	277,270	282,816	288,472	294,241	300,126	306,129	312,251	318,496
Borrowing	11,059	152,827	127000	127000	127000	121260	120000	120000	120000	120000	120000
Provisions	279,379	788,121	788,121	788,121	788,121	788,121	788,121	788,121	788,121	788,121	788,121
Total Current Liabilities	**1,169,424**	**1,207,451**	**1,186,955**	**1,192,391**	**1,197,937**	**1,197,853**	**1,202,362**	**1,208,247**	**1,214,250**	**1,220,372**	**1,226,617**
Non-Current Liabilities											
Trade & Other Payables											
Borrowings	41,075	1,102,260	975,260	848,260	721,260	600,000	480,000	360,000	240,000	120,000	0
Provisions	1,355,286	1,370,072	1,397,473	1,425,423	1,453,931	1,483,010	1,512,670	1,542,924	1,573,782	1,605,258	1,637,363
Total Non-Current Liabilities	**1,396,361**	**2,472,332**	**2,372,734**	**2,273,683**	**2,175,192**	**2,083,010**	**1,992,670**	**1,902,924**	**1,813,782**	**1,725,258**	**1,637,363**
Total Liablities	**2,565,785**	**3,679,783**	**3,559,688**	**3,466,074**	**3,373,128**	**3,280,863**	**3,195,033**	**3,111,171**	**3,028,032**	**2,945,630**	**2,863,980**
Total Net Assets	**220,865,663**	**228,047,311**	**243,651,397**	**244,245,011**	**241,587,957**	**242,180,222**	**237,466,053**	**240,049,914**	**243,633,053**	**245,615,455**	**246,597,105**
Equity											
Shire Capital	39,500,666	39,500,666	39,500,666	39,500,666	39,500,666	39,500,666	39,500,666	39,500,666	39,500,666	39,500,666	39,500,666
Asset Revaluation Reserve	133,415,807	133,038,030	133,038,030	133,038,030	133,038,030	133,038,030	133,038,030	133,038,030	133,038,030	133,038,030	133,038,030
Retained Surplus	37,586,818	36,635,064	46,047,814	56,639,528	67,105,032	76,000,300	81,769,259	87,404,282	92,902,690	98,261,752	103,478,679
Accum Surplus	-	9,412,750	10,591,714	10,465,503	8,895,268	5,768,959	5,635,023	5,498,408	5,359,062	5,216,928	5,071,951
Reserves	10,362,372	9,460,800	14,473,173	4,601,283	(6,951,039)	(12,127,733)	(22,476,925)	(25,391,472)	(27,167,394)	(30,401,920)	(34,492,222)
Total Equity	**220,865,663**	**228,047,311**	**243,651,397**	**244,245,011**	**241,587,957**	**242,180,222**	**237,466,053**	**240,049,914**	**243,633,053**	**245,615,455**	**246,597,105**
		3973290	2821290	1641290	1791290	1761290	1182290	1861290	2051290	2011290	1961290
	(9,423,972)	(11,112,409)	(11,651,397)	(12,245,011)	(11,587,957)	(12,180,222)	(12,466,053)	(13,049,914)	(13,633,053)	(13,615,455)	(13,597,105)

Long Term Sustainability

Measure	Target											
Net result (excluding capital items divided by total operating revenue excluding capital items)	Between 0% and 1%	-1.07%	0.02%	0.99%	0.78%	-2.60%	-4.99%	-5.35%	-5.71%	-6.07%	-6.43%	-6.80%
Capital Expenditure on the replacement of assets(renewals) divided by depreciation expense	Greater than 90%	16.28%	100.48%	68.59%	39.90%	43.55%	42.82%	28.74%	45.25%	49.87%	48.89%	47.68%
Total liabilities less current assets divided by total operating revenue(excluding Capital Items)	Not greater than 60%	-41.04%	-22.03%	-23.50%	-24.60%	-35.69%	-44.83%	-45.55%	-47.32%	-49.07%	-48.63%	-48.19%

Etheridge
Shire Council

2021-22

OPERATIONAL BUDGET

Corporate Aim No. 1

A sustainable transport network that meets community needs

OPERATIONAL INCOME AS AT 31/05/21	AMENDED OPERATING INCOME BUDGET 2020/2021	ORIGINAL OPERATING INCOME BUDGET 2020/2021	PROPOSED OPERATING INCOME BUDGET 2021/2022	FUNCTION/DESCRIPTION			Actual cost by item including committed to 9 June	Agreed to Department budget	AMENDED OPERATING EXPENDITURE BUDGET 2020/2021	ORIGINAL OPERATING EXPENDITURE BUDGET 2020/2021	PROPOSED OPERATING EXPENDITURE BUDGET 2021/2022	OPERATIONAL EXPENDITURE AS AT 31/05/21
				4010 ***Road Maintenance***								
$ 100				Grid Applications								
				2221 Road Maintenance - Shire					$ 1,500,000	$ 1,100,000	$ 900,000	$ 843,261
				1 General Maintenance	$	1,100,000	$ 909,730					
				Depreciation - Town Streets					$ 1,500		$ 1,000	$ 946
				4011 ***Town Streets Maintenance***				Y	$ 119,000	$ 191,300	$ 137,000	$ 113,380
				2211 Georgetown	$	119,000	118450					
				4012 ***Town Streets Maintenance***								
				2211 Forsayth	$	25,700	17461	Y	$ 25,700		$ 30,000	$ 17,461
				4013 ***Town Streets Maintenance***								
				2211 Einasleigh	$	23,300	17026	Y	$ 23,300		$ 30,000	$ 17,026
				4014 ***Town Streets Maintenance***								
				2211 Mt Surprise	$	23,300	52531	Y	$ 23,300		$ 30,000	$ 51,631
				4016 Clean Table Drains - Town Streets (G'town, Forsayth, Mt Surprise)								
				2211 Clean Table Drains					$ 25,000	$ 25,000	$ 25,000	$ 1,835
				1 Georgetown	$	5,000	1835					
				2 Forsayth	$	10,000						
				3 Mt Surprise	$	10,000						
				4020 Road Imp-Asset Management System								
				2231 Asset Management System					$ 20,000	$ 20,000	$ 20,000	
				1 Asset Management Upgrades	$	20,000	$ -					
				Depreciation - Roads Infrastructure					$ 2,200,000		$ 2,079,000	$ 1,735,416
				4030 ***Kidston Dam Management***								
$ 66,008	$ 65,000	$ 65,000	$ 66,000	**1101 Contract Payments (DEWS)**								
				2221 Contract Expenditure					$ 50,000	$ 50,000	$ 50,000	$ 34,292
				1 Inspection Costs	$	50,000	$ 38,099					
				2 Training	$	-						
				4050 ***Street Lighting***								
				2221 Street Lighting Expenses - Shire			$ 8,972		$ 10,000	$ 15,000	$ 10,000	$ 8,085
				4091 ***Maintenance Georgetown***					$ 53,300	$ 53,300	$ 50,000	$ 27,948
			$ -	***1101*** **RADs Fed Grant Georgetown**								
				2221								
				1 Ground	$	22,000	15133	Y				
				2 Runway	$	4,500		Y				
				4 Lighting	$	6,500	1135	Y				
				5 Fencing	$	2,000	97	Y				
				6 Inspections	$	8,200	6866	Y				
				8 Registration costs	$	7,600	4120	Y				
				10 Cleaning	$	4,500	3184	Y				
				4070 Depreciation - P&G Structures					$ 150,000		$ 145,000	$ 122,491
				4092 ***Maintenance Forsayth***					$ 15,700	$ 15,700	$ 17,000	$ 15,196
				2221								
				1 Ground	$	9,000	8177	Y				
				2 Runway	$	1,100		Y				
				4 Lighting	$	3,000	4828	Y				
				5 Fencing	$	1,600	37	Y				
				6 Inspections	$	4,850	2190	Y				
				Depreciation - Airstrips & Structures					$ 215,000		$ 208,000	$ 176,513

				Depreciation - Airstrips Buildings					$ 6,000		$ 6,000	$ 4,702
				4093 ***Maintenance Einasleigh***					$ 18,000	$ 18,000	$ 17,000	$ 14,558
				2221								
				1 Ground	$ 8,000	7505	Y					
				2 Runway	$ 1,000		Y					
				4 Lighting	$ 2,000	860	Y					
				5 Fencing	$ 3,000	2498	Y					
				6 Inspections	$ 6,150	4075	Y					
				4094 ***Maintenance Mt Surprise***					$ 17,500	$ 17,500	$ 15,000	$ 9,276
				2221								
				1 Ground	$ 8,000	5260	Y					
				2 Runway	$ 1,000		Y					
				4 Lighting	$ 3,000	2296	Y					
				5 Fencing	$ 2,000	100	Y					
				6 Inspections	$ 4,350	2300	Y					
				4095 ***Maintenance Kidston***					$ 15,700	$ 15,700	$ -	$ 2,110
				2221								
				1 Ground	$ 11,500	1960						
				2 Runway	$ 1,500							
				4 Lighting	$ 500							
				5 Fencing	$ 1,000							
				6 Inspections	$ 1,200	150						
				4110 ***Plant Operations***								
$ 3,172,408	$ 3,036,000	$ 3,036,000	$ 4,000,000	**1571 Plant Hire Revenue**								
$ 86,424	$ 80,000	$ 80,000	$ 87,000	**1575 Diesel Rebate/BEU**								
				4120 ***Plant Operations***								
				2211 Loan - Plant							$ 40,000	
				2221 Workshop Operating Costs			Y		$ 80,000	$ 80,000	$ 10,000	$ 40,791
				1 Workshop Expenses	$ 80,000	44057						
				2330 Plant Maintenance Wages		105002	Y		$ 150,000	$ 270,000	$ 300,000	$ 86,514
				2331 Plant Fuel & Oils		366674	Y		$ 450,000	$ 450,000	$ 450,000	$ 345,828
				2332 Plant Tyres & Tubes		16860	Y		$ 90,000	$ 90,000	$ 140,000	$ 16,524
				2333 Plant Parts		239888	Y		$ 360,000	$ 360,000	$ 400,000	$ 213,918
				2334 Plant Registration		70452	Y		$ 110,000	$ 110,000	$ 120,000	$ 70,452
				2335 Plant Hire Charges		488123	Y		$ 300,000	$ 200,000	$ 300,000	$ 423,921
				Depreciation - Plant					$ 450,000		$ 460,000	$ 371,783
				2336 Workshop Maintenance					$ 9,500	$ 9,500	$ 21,500	$ 6,675
				Maintenance	$ 10,000		Y					
				2 Depot Washdown Bay	$ 10,000	3733	Y					
				3 Waste Products Disposal	$ 1,500	2942	Y					
				Depreciation - Workshop Buildings					$ 40,000		$ 40,000	$ 33,627
				2337 Contractors Services					$ 90,000	$ 35,000		$ 111,875
				1 Upgrade/ Maintenance Caravans and Ablution Block		$ 186,275						
				Self Bunding 2000l Fuel Tanks on Job Trucks								
				Depreciation - Workshop Structures					$ 4,000		$ 4,000	$ 3,201
				4130 ***Floating Plant & Loose Tools***								
				1571 Sale of Floating Plant								
				2221 Replacements					$ 30,000	$ 30,000	$ 30,000	$ 12,324
				1 Replacements	$ 15,000	8487	Y					
				2 Signs	$ 15,000	5881	Y					
				4140 ***Depot & Stores***								
				2151 Depot & Office Operating Expenses					$ 56,000	$ 56,000	$ 52,000	$ 66,010
				1 Cleaning	$ 10,000	13617	Y					
				4 Electricity	$ 19,500	10554	Y					
				5 Office Sundries	$ 3,500	1913	Y					

					6 Telephone	$ 22,000	17937	Y				
					9 Ground Maintenance - Gardens	$ 4,000	16258	Y				
					11 Auction Expenses	$ -	8864	Y				
					Engineering Library	$ 1,500		Y				
					Depot Ground Works	$ -		Y				
					2152 Stores Operating Expenses				$ 36,000	$ 36,000	$ 36,000	$ 24,541
					1 Operating Expenses	$ 25,000	25027	Y				$ 327
					2 Stores Freight	$ 1,500	578	Y				
					3 Clean Depot/Fuel Tankers	$ 11,000	987	Y				
					4160 *Recoverable Works*							
$ 12,141	$ 18,000	$ 15,000	$ 15,000		**1571 Recoverable Works - Private**							
				$ 15,000	**10 Private Works Revenue**							
$ 1,170,928	$ 1,121,000	$ 1,121,000			**1591 Recoverable Works - MRD RMPC 18-19**							
				$ 1,121,000	1 RMPC Revenue							
$ 378,522	$ 379,000				**1531 TMR Junction Ck Br/Asphalt Repair**							$ 25,276
					2221 Recoverable Works Expenditure - Private				$ 10,000	$ 10,000	$ 12,000	$ 11,771
					20 Private Works	$ 10,000	13054					
					2242 Recoverable Works Expenditure - MRD RMPC 18-19				$ 1,008,900	$ 1,008,900		$ 1,166,043
					1 RMPC	$ 1,008,900						
			$ 1,200,000		**1615 Recoverable Works - MRD RMPC 21-22**							
					1 RMPC							
					2267 Recoverable Works Expenditure - MRD RMPC 21-22							
					1 RMPC						$ 1,080,000	
					4198 *Recoverable Works*							
$ 2,491,325	$ 3,636,364	$ 3,636,364			**1014 Recoverable Works - Northern Australia Roads Program**							
				$ 3,636,364	1 Hann Highway - Upgrade Pave & Seal							
					Project No. 5 (CN___-)							
					Ch - 2.0 - Ch 6.0							
$ 2,150,639	$ 2,150,000	$ 1,818,182			**1015 Recoverable Works - Northern Australia Roads Program**							
				$ 1,818,182	1 Hann Highway - Upgrade Pave & Seal							
					Project No.6 (CN_____)							
$ 1,392,156	$ 2,988,273				**1018 Kennedy Dev Rd CN15770**							$ 1,581,604
					TMR - Weed Management				$ 2,988,273			$ 869
					2248 Recoverable Works - Northern Australia Roads Program				$ 3,636,364	$ 3,636,364		$ 2,660,422
					1 Hann Highway - Upgrade Pave &	$ 3,636,364						
					Project No.5							
					Ch 2.0 - Ch 6.0							
					2249 Recoverable Works - Northern Australia Roads Program				$ 1,818,182	$ 1,818,182		$ 1,477,297
					1 Hann Highway - Upgrade Pave &	$ 1,818,182						
					Project No.6							
					Ch 6.0 to 8.0							
			$ 11,490,000		**1020 Recoverable Works - Northern Australia Roads Program**							
					1 Kennedy Development Rd - Chainages (km) 22.05-30.4							
					2 Kennedy Development Rd - Chainages (km) 47.34-50.6							
					Kennedy Dev Rd CN15770							
					2252 Recoverable Works - Northern Australia Roads Program						$ 10,970,000	
					1 Kennedy Development Rd - Cha	$ 6,990,000						
					2 Kennedy Development Rd - Cha	$ 4,500,000						
			$ 12,000,000		**1021 Recoverable Works - ROSI**							
					1 Gulf Development Rd - Chainages (km) 41.9-46.6							
					2 Gulf Development Rd - Chainages (km) 47.34-50.6							

					2253 Recoverable Works - ROSI							
					1 Gulf Development Rd - Chainages (km) 41.9-46.6						$ 11,440,000	
					2 Gulf Development Rd - Chainages (km) 47.34-50.6							
					4200 *Flood Damage - Shire 2019*							
$ 506,940	-$ 914,000				**Flood Damage 2018**				$ 3,000			
$ 1,985,311	$ 2,334,065	$ 2,334,065	$ 1,170,000		**1004 Flood Damage Shire - 2019 (Monsoon Event)**							
$ 186,171	$ 186,000				**(Claim: $1,000,313 prepaid 2019/20)**							
$ 9,000	$ 9,000				**1010 Flood Warning Einasleigh**							
					2005 Flood Damage Shire - 2019 (Submission 1 - Approved $3,334,378)				$ 3,334,378	$ 3,334,378	$ 1,170,000	$ 3,429,331
					1 Expenditure	$ 3,334,378						
			$ 15,000,000		**1004 Flood Damage Shire - 2021**							
					2017 Flood Damage Shire - 2021						$ 15,000,000	
					3320 *Georgetown Aerodrome*							
					2221 Repairs & Maintenance				$ 4,000	$ 4,000	$ 4,000	$ 930
					1 Building Maintenance	$ 4,000	970	Y				
					3330 *Forsayth Aerodrome*							
					2221 Repairs & Maintenance				$ 500	$ 500	$ 500	$ 61
					1 Building Maintenance	$ 500	61	Y				
					3340 *Einasleigh Aerodrome*							
					2221 Repairs & Maintenance				$ 500	$ 500	$ 500	$ 61
					1 Building Maintenance	$ 500	61	Y				
$ 13,608,073	**$ 15,088,702**	**$ 12,105,611**	**$ 45,028,000**		**A sustainable transport network that meets community needs**				**$ 19,548,597**	**$ 13,060,824**	**$ 45,850,500**	**$ 15,378,103**
$ 13,608,073	**$ 15,088,702**	**$ 12,105,611**	**$ 45,028,000**		**A sustainable transport network that meets community needs**				**$ 19,548,597**	**$ 13,060,824**	**$ 45,850,500**	**$ 15,378,103**

Corporate Aim No. 2

A sustainable Environment of natural assets, water, waste water and waste management

OPERATIONAL INCOME AS AT 31/05/21	*AMENDED OPERATING INCOME BUDGET 2020/2021*	*ORIGINAL OPERATING INCOME BUDGET 2020/2021*	*PROPOSED OPERATING INCOME BUDGET 2021/2022*	*FUNCTION/DESCRIPTION*		*Actual cost by item including committed to 9 June*	*Agreed to Department budget*	*AMENDED OPERATING EXPENDITURE BUDGET 2020/2021*	*ORIGINAL OPERATING EXPENDITURE BUDGET 2020/2021*	*PROPOSED OPERATING EXPENDITURE BUDGET 2021/2022*	*OPERATIONAL EXPENDITURE AS AT 31/05/21*
				Water Supply - Georgetown							
				4310 *Charges*							
$ 236,809	$ 236,500	$ 232,458	$ 241,000	**1011 Water Charges Levied**							
$ 75,382	$ 84,200	$ 84,200	$ 86,000	**1012 Consumption Charges Levied**							
$ 3,934	$ 2,500	$ 924	$ 2,500	**1015 Interest on Arrears - Charges**							
	$ 2,000	$ 2,400	$ 2,000	**1016 Connection Fees**							
				2211 Water Charge Discount				$ 32,000	$ 31,390	$ 32,000	$ 32,392
				2230 Remissions & Concessions				$ 1,600	$ 1,700	$ 1,600	$ 1,637
				Depreciation - Georgetown Water				$ 140,000		$ 133,000	$ 113,202
				4320 *Operations & Maintenance*							
				2101 Asset Management				$ 14,500	$ 14,500	$ 11,300	$ 1,295
				1 Mapping & Surveys	$ 2,500	300	Y				
				3 Asset Register Updating	$ 5,000		Y				
				4 Water Directorate Fees	$ 2,000	995	Y				
				5 SWIM Local	$ 1,875		Y				
				2811 Rising & Reticulation Maintenance				$ 42,500	$ 62,500	$ 62,500	$ 22,898
				1 Reticulation Maintenance	$ 30,000	18795	Y				
				2 Meters & Service Lines Mtce	$ 7,500	136	Y				
				5 Floating Plant & Loose Tools	$ 5,000	2247	Y				
				6 Pigging Water Mains	$ 16,000		Y				

					Testing Equipment	$ 6,000		Y				
					2822 Plant Operation				$ 153,100	$ 153,100	$ 173,000	$ 158,253
					1 Wages	$ 116,000	101612	Y				
					4 Electricity	$ 34,000	31466	Y				
					5 Plant Chemicals	$ 13,000	10990	Y				
					6 Water Quality Monitoring	$ 20,200	17620	Y				
					9 Reading Meters	$ 3,500	3551	Y				
					10 Annual Licence	$ 500	341	Y				
					2823 Plant Maintenance				$ 22,000	$ 22,000	$ 22,000	$ 13,296
					2 Maintenance	$ 20,000	15732	Y				
					7 Building Maintenance	$ 2,000	527	Y				
					2831 Dams & Reservoir Maintenance				$ 27,000	$ 14,500	$ 29,000	$ 24,903
					1 Georgetown Reservoir	$ 14,000	2428	Y				
					2 Wells Maintenance	$ 15,000	22531	Y				
					4500 Georgetown Water Plant & Equip							
					1 Replacement of Meters		133					
					2 New Water Connection Expenses		5757					
				Water Supply - Forsayth								
				4330 *Charges*	.							
$ 57,240	$ 57,000	$ 55,968	$ 59,000		**1011 Water Charges Levied**							
$ 26,475	$ 26,186	$ 28,900	$ 27,000		**1012 Consumption Charges Levied**							
$ 741	$ 350	$ 245	$ 500		**1015 Interest on Arrears - Charges**							
	$ 500	$ 500	$ 500		**1016 Connection Fees**							
					2211 Water Charge Discount				$ 7,100	$ 6,006	$ 7,000	$ 7,122
					2230 Remissions & Concessions				$ 2,700	$ 2,550	$ 2,800	$ 2,793
					Depreciation - Forsayth Water				$ 92,000		$ 92,000	$ 78,085
					Building Our Regions (State Grant)							
				4340 *Operations & Maintenance*								
					2101 Asset Management				$ 9,600	$ 9,600	$ 6,400	$ 995
					1 Mapping & Surveys	$ 2,000		Y				
					3 Asset Register Updating	$ 1,500		Y				
					4 Water Directorate Fees	$ 1,100	995	Y				
					5 SWIM Local	$ 1,875		Y				
					2211 Loan - Water Treatment Plant				$ 12,700	$ 12,700	$ 12,700	$ 3,343
					1 Loan Repayment	$ 12,700						
					2811 Rising & Reticulation Maintenance				$ 14,500	$ 26,500	$ 25,000	$ 9,288
					1 Reticulation Maintenance	$ 11,500	9418	Y				
					2 Meters & Service Lines Mtce	$ 3,500		Y				
					5 Pigging Water Mains	$ 14,000		Y				
					2822 Plant Operation				$ 178,000	$ 178,000	$ 164,000	$ 169,106
					1 Wages	$ 128,900	117436	Y				
					4 Electricity	$ 20,000	16371	Y				
					5 Plant Chemicals	$ 32,000	24050	Y				
					6 Water Quality Monitoring	$ 23,000	18116	Y				
					9 Reading Meters	$ 2,000	1326	Y				
					10 Testing Equipment	$ 10,000	3998	Y				
					2823 Plant Maintenance				$ 40,500	$ 48,500	$ 70,500	$ 34,633
					2 Maintenance	$ 38,000	32803	Y				
					7 Building Maintenance	$ 2,500	2369	Y				
					Header Tank Control Modificatic	$ 43,300		Y				
					2831 Dam & Reservoir				$ 4,000	$ 4,000	$ 5,000	$ 1,022

					1 Forsayth Reservoir	$	6,000	584	Y				
					2 Forsayth Dam	$	3,000	475	Y				
				4500 Land Compensation									
				2223 Land Compensation						$ 21,000	$ 21,000	$ 21,000	$ -
					1 Supply & Install 6000 Gallon Tar	$	4,000						
					2 Supply & Install 2 x 1000L Goug	$	2,000						
					3 Blue Poly Pipe	$	1,000						
					4 Solar Pump	$	4,000						
					5 Fencing (Supply & Install Stock	$	10,000						
				5030 *Pest Management*									
$ 24,263	$ 25,000	$ 33,280	$ 25,000	**1010 Einasleigh Common Lease / Agistment Income**									
$ 5,054	$ 3,000	$ 3,000	$ 5,000	**1020 Agistment Income Georgetown**									
				2221 Precept						$ 16,000	$ 16,000	$ 16,000	$ 29,361
					1 Weeds & Pest Management Anr	$	16,000	29361					
					Payment (DPI)								
				2222 Pest Management Expenses						$ 18,000	$ 33,000	$ 33,000	$ 6,708
					1 1080 Baiting Expenses	$	10,000	7110					
					2 Contract Expenses	$	15,000						
					3 Plant Expenses	$	8,000						
				2224 Wild Dog Scalps / Pest Animals						$ 20,000	$ 10,000	$ 20,000	$ 15,830
					1 Bounty Fee	$	10,000	16030					
				2229 Intergrated Pest Management						$ 25,000	$ 35,000	$ 25,000	
					3 Strategic Aerial Baiting	$	35,000	18496					
				2230 Pest Management - Weed Control (LG Townships & Reserves)						$ 37,500	$ 37,500	$ 40,000	$ 8,767
					1 Contractor Fees (Georgetown)	$	10,000	8604					
					2 Poison	$	4,000	162					
					3 Contractor Fees (Forsayth)	$	5,000						
					4 Poison	$	3,000						
					5 Contractor Fees (Einasleigh)	$	2,500						
					6 Poison	$	2,500						
					7 Contractor Fees (Mt Surprise)	$	2,500						
					8 Poison	$	2,500						
					9 Tree Loppers for Neem Trees (T	$	5,500						
				2232 Einasleigh Common Expenses						$ 32,500	$ 32,500	$ 30,000	$ 28,020
					2 General Expenses (Materials)	$	2,500	3350					
					3 Contract Expenses	$	30,000	24663					
				5060 *Waste Management*									
				Cleansing Charges - Georgetown									
				Depreciation - Georgetown Landfill						$ 85,000		$ 82,000	$ 68,343
				5070 *Cleansing Charges*									
$ 111,183	$ 111,000	$ 109,335	$ 113,500	**1011 Cleansing Charges - Levied**									
		$ -		**1012 Sanitary Dump Charges**									
$ 1,188	$ 750	$ 314	$ 500	**1015 Interest on Arrears - Charges**									
				2211 Cleansing Charge Discount						$ 15,200	$ 14,900	$ 14,000	$ 15,328
				2030 Concessions & Remissions							$ -		
				6050 *Refuse Collection*									
				2221 Refuse Collection - Georgetown						$ 40,000	$ 40,000	$ 40,000	$ 29,434
					1 Operating Expenses	$	40,000	32001	Y				
				2231 Refuse Tip Expenses									
					1 Landfill Maintenance			79053	Y	$ 65,000	$ 65,000	$ 105,000	$ 74,374
					2 Tyre Collection Disposal				Y	$ 25,000	$ 25,000		
					3 Mulching of GreenWaste			0	Y	$ 10,000	$ 10,000		

				2233 Septic Waste Site Expenses			$ 5,500	$ 5,500	$ 5,000	$ 3,673
				1 Maintenance		3817	Y				
				Cleansing Charges - Forsayth							
				5080 ***Cleansing Charges***							
$ 12,599	$ 12,598	$ 12,598	$ 13,000	**1011 Cleansing Charges - Levied**							
$ 102	$ 50	$ 50	$ 500	**1015 Interest on Arrears - Charges**							
				2211 Cleansing Charge Discount				$ -			
				2030 Concessions & Remissions				$ -			
				2231 Refuse Tip Expenses			$ 38,000	$ 10,000	$ 25,000	$ 20,106
				1 Landfill Maintenance	$ 25,000	20103	Y				
				2 Mulching of GreenWaste	$ 8,500		Y	$ 8,000			
				Cleansing Charges - Einasleigh							
				5090 ***Cleansing Charges***							
$ 9,539	$ 9,539	$ 9,718	$ 10,000	**1011 Cleansing Charges - Levied**							
$ 200	$ 250	$ 50	$ 500	**1015 Interest on Arrears - Charges**							
				2211 Cleansing Charge Discount				$ -			
				2030 Concessions & Remissions			$ 550	$ 550	$ 500	$ 540
				2231 Refuse Tip Expenses			$ 15,000	$ 13,500	$ 14,000	$ 13,917
				1 Landfill Maintenance		13917	Y				
				Cleansing Charges - Mt Surprise							
				5100 ***Cleansing Charges***							
$ 9,899	$ 9,898	$ 9,876	$ 10,000	**1011 Cleansing Charges - Levied**							
$ 114	$ 200	$ 100	$ 500	**1015 Interest on Arrears - Charges**							
				2211 Cleansing Charge Discount				$ -			
				2030 Concessions & Remissions			$ 1,428	$ 1,432	$ 1,500	$ 1,428
				2231 Refuse Tip Expenses			$ 10,000	$ 10,000	$ 9,000	$ 6,553
				1 Landfill Maintenance		6600	Y				
$ 574,722	**$ 581,521**	**$ 583,916**	**$ 597,000**	**A sustainable Environment of natural assets, water, waste water and waste management**			**$ 1,274,478**	**$ 976,428**	**$ 1,330,800**	**$ 996,645**
$ 574,722	**$ 581,521**	**$ 583,916**	**$ 597,000**	**A sustainable Environment of natural assets, water, waste water and waste management**			**$ 1,274,478**	**$ 976,428**	**$ 1,330,800**	**$ 996,645**

Corporate Aim No. 3

A diversified economic development insures a prosperous shire

OPERATIONAL INCOME AS AT 31/05/21	*AMENDED OPERATING INCOME BUDGET 2020/2021*	*ORIGINAL OPERATING INCOME BUDGET 2020/2021*	*PROPOSED OPERATING INCOME BUDGET 2021/2022*	*FUNCTION/DESCRIPTION*		*Actual cost by item including committed to 9 June*	*Agreed to Department budget*	*AMENDED OPERATING EXPENDITURE BUDGET 2020/2021*	*ORIGINAL OPERATING EXPENDITURE BUDGET 2020/2021*	*PROPOSED OPERATING EXPENDITURE BUDGET 2021/2022*	*OPERATIONAL EXPENDITURE AS AT 31/05/21*
				5170 ***Area Promotions***							
$ 3,200	$ 3,200		$ 3,200	**2001 Area Promotion & Advocacy**				$ 131,515	$ 75,815	$ 130,000	$ 112,818
				1 GSD	$ -						
				2 Savannah Way Ltd Membership	$ 10,000	0					
				3 LGAQ Membership	$ 40,000	41752					
				4	$ -	259					
				5 FNQROC	$ 24,000	63602					
				11 North Qld Sports Foundation	$ 250	234					
				12 NGRMG Membership	$ 25						

					14	Southern Gulf Catchment M'bership	$ 20	18							
					15	NWQROC		14883							
					17	RDA - Inland Qld Roads Action Plan	$ 1,500	2070							
					18	Gulf Cattlemans Association	$ 20								
					2002	**Economic Development**				$ 40,000	$ 40,000	$ 40,000			
					1	Economic Development Initiatives	$ 20,000	$ -							
					2	Economic Development Forum	$ 20,000	$ -							
					2003	**Shire Promotions**				$ 24,000	$ 24,000	$ 24,000			
					1	Advertising on TV (Imparja)	$ 24,000	$ -							
					2	New Shire TV Adverts (Events)	$ -	$ -							
					3	New Shire TV Adverts (Green Season)	$ -	$ -							
					4	Editing & Post Production	$ -	$ -							
					2221	**Economic Development Expenses**				$ 20,000	$ 20,000	$ 20,000			
					5	Economic Development Fund	$ 20,000	$ -							
					2222	**Town Infrastructure Funds**									
					1	Georgetown	$ -								
					2	Forsayth	$ -								
					3	Mt Surprise	$ -								
					4	Einasleigh	$ -								
					5	Shire	$ -				$ -				
						Depreciation - Area Promotion Signs				$ 20,000		$ 17,000	$ 14,374		
					6010	***Terrestrial V.I.C.***									
$ 1,212	$ 2,362	$ 2,362	$ 2,400		**1105**	**First 5 Forever Subsidy (State)**									
$ 22,224	$ 25,000	$ 4,000	$ 25,000		**1410**	**Admission Fees - Mineral Collection**									
			$ 25,000			**Admission Fees - Unearth Etheridge**									
$ 1,340	$ 1,000	$ 200	$ 1,000		**1420**	**Publications Sales**									
$ 27	$ 15,000	$ 100	$ 15,000		**1430**	**DVD Sales**									
$ 10,753	$ 7,500	$ 5,000	$ 7,500		**1440**	**Mineral Sales**									
$ 6,067	$ 7,500	$ 2,000	$ 7,500		**1450**	**Souvenir Sales**									
$ 500	$ 500	$ 500	$ 2,000		**1460**	**Vending Machine Sales**									
$ -	$ 200	$ 200	$ 2,000		**1470**	**Commission Received**									
$ 1,824	$ 2,500	$ 200	$ 2,500		**1480**	**Commission Received - Private Sales**									
$ 10,000	$ 10,000	$ 10,000	$ 10,000		**1490**	**Rent Received - Library**									
$ 5,219	$ 8,000	$ 4,991	$ 8,000		**1500**	**Centrelink**									
					2220	**First 5 Forever Expenditure**				$ 2,362	$ 2,362	$ 2,400			
					2221	**Operating Expenses**				$ 39,000	$ 39,000	$ 40,700	$ 21,550		
					1	Telephone	$ 2,500	1227	Y						
					2	Electricity	$ 15,000	10561	Y						
					4	Grounds Maintenance	$ 4,500	2477	Y						
					6	Advertising	$ 6,500	756	Y						
					7	Vending Machine Purchases	$ 2,000	622	Y						
					8	Mineral Purchases	$ 10,000	3834	Y						
					9	Souvenir Purchases	$ 10,000	384	Y						
					10	Publication Expenses	$ 4,000		Y						

				12 Office Supplies	$ 1,200	47	Y					
				15 General Expenses	$ 4,000	2145	Y					
				Depreciation - Terrestrial Infrastructure		40321		$ 2,500		$ 2,000	$ 1,888
				2222 Wages				$ 155,000	$ 155,000	$ 125,000	$ 118,975
				1 Wages Terrestrial	$ 155,000	139540	Y				
				Depreciation - Terrestrial Building		2266		$ 45,000		$ 43,000	$ 36,589
$ 62,366	**$ 82,762**	**$ 29,553**	**$ 111,100**	**A diversified economic development insures a prosperous shire**		**$ 326,997**		**$ 479,377**	**$ 356,177**	**$ 444,100**	**$ 306,194**

Corporate Aim No. 4

Quality social infrastructure makes the shire a desirable place to live

OPERATIONAL INCOME AS AT 31/05/21	*AMENDED OPERATING INCOME BUDGET 2020/2021*	*ORIGINAL OPERATING INCOME BUDGET 2020/2021*	*PROPOSED OPERATING INCOME BUDGET 2021/2022*	*FUNCTION/DESCRIPTION*		*Actual cost by item including committed to 9 June*	*Agreed to Department budget*	*AMENDED OPERATING EXPENDITURE BUDGET 2020/2021*	*ORIGINAL OPERATING EXPENDITURE BUDGET 2020/2021*	*PROPOSED OPERATING EXPENDITURE BUDGET 2021/2022*	*OPERATIONAL EXPENDITURE AS AT 31/05/21*
				3060 ***Libraries - Georgetown***							
$ 693	$ 662	$ 662	$ 1,000	**1100 CLS Library Grant**							
$ 97	$ 160	$ 160	$ 500	**1101 Library & Internet Fees**							
				2221 Operations							
				2 General Expenses		$ -		$ 500	$ 500	$ 500	
				3 Rent - Terrestrial		$ -		$ 10,000	$ 10,000	$ 10,000	$ 10,000
				3070 ***Libraries - Forsayth***							
				2221 Operations				$ 3,350	$ 3,100	$ 3,000	$ 789
				1 General Expenses	$ 2,500						
				2 Telephone	$ -	455					
				3 Electricity	$ 600	380					
				Depreciation - Library Forsayth				$ 11,000		$ 11,000	$ 8,823
				3100 ***Cultural Development***							
$ 25,000	$ 25,000	$ 25,000	$ 25,000	**1001 RADF Grants**							
$ 2,519				**1004 Glbert River Forum**							
				2001 RADF Expenditure				$ 58,732	$ 58,732	$ 68,000	$ 1,500
				1 Savannah Way Art Trail	$ 25,000						
				7 Kokedama & Macrame Worksho	$ 5,245						
				8 Jewellery Making Workshop	$ 1,754	6992					
				9 Illustration Workshop	$ 9,233	9391					
				10 Leather Craft Workshop	$ 14,000	6500					
				11 A Christmas Song	$ 3,500	1500					
				2221 Community Assistance				$ 85,000	$ 85,000	$ 85,000	$ 46,439
				1 General	$ 10,000	3623					
				2 Bus Expenses	$ 5,000	1545					
				3 Scholarship / Bursery	$ 20,000	5000					
				4 Community Events	$ 50,000	36444					
				6 Rural Fire		100					
				2223 Localised Mental Health						$ 75,000	
				Forsayth Hall Air con						$ 15,000	
				3130 ***Disaster Management***							
$ 6,780	$ 6,824	$ 6,824	$ 6,800	**1121 RACQ Get Ready Disaster Resilience Grant**							
$ 13,551	$ 13,550	$ 13,550	$ 14,000	**1122 SES Subsidy**							
				2221 Get Ready Disaster Resilience Grant Expenditure				$ 6,824	$ 6,824	$ 6,800	$ 3,564
				1 Project	$ 6,824	5824					
				2222 SES Expenditure				$ 29,878	$ 29,878	$ 25,500	$ 9,449
				1 Phone	$ 1,200	768					
				2 Electricity	$ 2,500	3244					
				6 General Expenses	$ 6,300	510					
				7 Georgetown Rural Fire Donatior	$ 5,000						

				8 Forsayth Rural Fire Donation	$ 5,000	5000							
				9 Einasleigh Rural Fire Donation	$ 5,000								
				10 Mt Surprise Rural Fire Donation	$ 5,000								
				2223 Activation, Prepardness Expenditure				$ 1,000	$ 1,000	$ 1,000			
				1 General Expenses	$ 1,000	$ -							
				Depreciation - Emergency Services Building				$ 11,000		$ 10,500	$ 8,884		
				3140 *Multi Purpose Sports Stadium*									
				2221 Operating Expenses Multi Purpose Sports Centre				$ 28,500	$ 28,500	$ 30,000	$ 10,480		
				1 Cleaning	$ 12,000	8479	Y						
				2 Building Maintenance	$ 5,000	2137	Y						
				3 Ground Maintenance	$ 3,000		Y						
				4 Electricity	$ 250	882	Y						
				5 Plumbing Maintenance	$ 2,500		Y						
				6 Seating									
				7 Mana									
				2222 Beautification Expenses				$ 30,387	$ 30,387	$ -	$ 3,721		
				1 Turfing	$ 19,950	4796							
				2 Lawn Irrigation	$ 5,837	4536							
				3 Front Garden Irrigation	$ 4,600								
				4 Stone Batter at Rear	$ -								
				2223 Sports Centre Management Costs						$ 30,000			
				Amenity Buildings									
				3150 *General Expenses Georgetown*									
$ 525	$ 500	$ 500	$ 500	**1571** Donation Box Georgetown									
				2221 Operating Expenses				$ 33,300	$ 33,300	$ 28,200	$ 25,253		
				1 Cleaning	$ 18,000	17959	Y						
				2 Building Maint	$ 5,000	6668	Y						
				3 Plumbing Maint	$ 1,500	296	Y						
				4 Electricity	$ 500		Y						
				5 Caravan Dump Point Maintenan	$ 3,200	2787	Y						
				6 Rental -Accommodation		3520	Y						
				3160 *General Expenses Forsayth*									
$ -	$ 500	$ 500	$ 500	**1571** Donation Box Forsayth									
				2221 Operating Expenses				$ 27,950	$ 27,950	$ 13,700	$ 16,792		
				1 Cleaning	$ 6,300	5451	Y						
				2 Building Maint	$ 1,500	6972	Y						
				3 Plumbing Maint	$ 2,000	1361	Y						
				4 Electricity	$ 630	455	Y						
				5 Caravan Dump Point Maintenan	$ 3,350	3760	Y						
				3170 *General Expenses - Einasleigh*									
				2221 Operating Expenses				$ 10,900	$ 7,900	$ 10,900	$ 7,923		
				1 Cleaning	$ 6,000	5522	Y						
				2 Building Maint	$ 1,500	39	Y						
				3 Plumbing Maint	$ 1,900	1265	Y						
				5 Caravan Dump Point Maintenan	$ 1,500	1097	Y						
				3180 *General Expenses - Mt Surprise*									
	$ 500	$ 500	$ 500	**1571** Donation Box Mt Surprise									
				2221 Operating Expenses				$ 20,050	$ 16,550	$ 18,500	$ 14,888		
				1 Cleaning	$ 8,600	7518	Y						
				2 Building Maint	$ 1,450	997	Y						
				3 Plumbing Maint	$ 2,000	1104	Y						
				Electricity	$ 450	693	Y						
				5 Caravan Dump Point Maintenan	$ 6,000	6005	Y						
				3190 *General Expenses - Kidston*									

				2221 Operating Expenses					$ 3,000	$ 3,000	$ 2,000	$ 150
				1 Cleaning	$	-		Y				
				2 Building Maint	$	2,000	150	Y				
				3 Plumbing Maint	$	1,000		Y				
				3200 *General Expenses - Cumberland Chimney*								
$ 1,747	$ 500	$ 500	$ 1,000	**1571 Donation Box Cumberland Chimney**								
				2221 Operating Expenses					$ 13,000	$ 12,000	$ 12,000	$ 6,903
				1 Cleaning	$	4,000	4051	Y				
				2 Building Maint	$	2,500	1495	Y				
				3 Plumbing Maint	$	1,000	46	Y				
				4 Vegetation Control	$	4,500	2415	Y				
				Depreciation - Public Conveniences					$ 75,000		$ 104,000	$ 79,880
				Public Buildings								
				3210 *Halls & Public Facilities - Georgetown*								
$ 835	$ 1,000	$ 1,000	$ 1,500	**1500 Hall Receipts**								
				***2221* Operating Expenses**					$ 38,200	$ 38,200	$ 58,500	$ 25,262
				1 Electricity	$	1,000	665	Y				
				2 Cleaning	$	8,000	8628	Y				
				3 Grounds Maintenance	$	9,500	8581	Y				
				4 Building Maintenance	$	15,000	10247	Y				
				External Repaint	$	25,200		Y				
				Depreciation - Halls Buildings					$ 170,000		$ 162,000	$ 139,317
				3220 *Halls & Public Facilities - Einasleigh*								
		$ -		**1500 Hall Receipts**								
				***2221* Operating Expenses**					$ 11,800	$ 11,800	$ 5,000	$ 2,123
				1 Electricity	$	2,000	1275	Y				
				2 Cleaning	$	500	282	Y				
				3 Grounds Maintenance	$	2,000	273	Y				
				4 Building Maintenance	$	6,500	294	Y				
				3230 *Halls & Public Facilities - Mt Surprise*								
		$ -		**1500 Hall Receipts**								
				***2221* Operating Expenses**					$ 12,000	$ 12,000	$ 6,000	$ 3,654
				1 Electricity	$	500		Y				
				2 Cleaning	$	1,500	1100	Y				
				3 Grounds Maintenance	$	3,500	2960	Y				
				4 Building Maintenance	$	6,500	294	Y				
				3240 *Einasleigh Medical Centre*								
				***2221* Operating Expenses**					$ 17,500	$ 17,500	$ 13,000	$ 6,370
				2 Cleaning	$	8,000	6258	Y				
				4 Building Maintenance	$	8,000	294	Y				
				5 Telephone	$	1,000	366	Y				
				6 Medical Equipment Servicing	$	-		Y				
				3250 *Mt Surprise Medical Centre*								
				***2221* Operating Expenses**					$ 20,700	$ 20,700	$ 16,500	$ 14,094
				1 Electricity	$	2,500	2331	Y				
				3 Grounds Maintenance	$	3,500	2950	Y				
				4 Building Maintenance	$	5,000	718	Y				
				5 Telephone	$	1,000	649	Y				
				6 Medical Equipment Servicing	$	-	0	Y				
				8 Cleaning	$	8,350	8554	Y				
				Lynd Junction Medical Centre								

				3260 ***Swimming Pool***								
				2221 **Operating Expenses**					107,050	$ 107,050	$ 75,000	$ 59,439
				1 Operations (Water Testing Etc)	$ 28,000	24375	Y					
				2 Ground Maintenance	$ 7,000	3885	Y					
				3 Pool Repair & Mtce (Property)	$ 5,000	1700	Y					
				4 Chemicals	$ 14,600	11137	Y					
				5 Cleaning	$ 13,500	12623	Y					
				6 Electricity	$ 6,500	6254	Y					
				8 Equipment Minor	$ 5,000	125	Y					
				9 Building Maintenance	$ 9,000	18992	Y					
				Depreciation - Swimming Pool					$ 40,000		$ 34,000	$ 28,763
				4502 Swimming Pool Infrastructure								
				1 Pool Auto chem Dosing		26866						
				2 Pool Telemetry								
				3270 ***Administration Building***								
				2221 Repairs & Maintenance					$ 15,000	$ 15,000	$ 8,000	$ 2,087
				1 Building Mtnce.	$ 10,000	2087	Y					
				Install Solar Panels	$ 13,500		Y					
				3280 ***Housing - Council***								
$ 120,014	$ 130,000	$ 130,000	$ 130,000	**1561 Rent Received**								
				2211 Loan - Housing							$ 40,000	
				2221 Repairs & Maintenance		$ 102,852			$ 110,000	$ 110,000	$ 110,000	$ 94,897
				Depreciation - Staff Housing					$ 200,000		$ 191,000	$ 158,886
				3290 ***Savanah House***								
	$ 7,800	$ 7,800	$ 8,000	**1561 Rent Received**								
				2221 Repairs & Maintenance					$ 15,000	$ 5,000	$ 27,000	$ 944
				1 Building Maintenance	$ 5,000	944	N					
				Internal Repaint	$ 22,000							
				Depreciation - Savanah House					$ 23,000		$ 21,000	$ 17,820
				3300 ***Gilbert River Community Shed***								
				2221 Repairs & Maintenance					$ 1,000	$ 1,000	$ 1,000	$ 180
				1 Building Maintenance	$ 200	180						
				2 Ground Maintenance	$ 1,000							
				Depreciation - Gilbert River Shed					$ 2,000		$ 1,500	$ 1,387
				3310 ***Lynd Junction Community Shed***								
				2221 Repairs & Maintenance					$ 1,200	$ 1,200	$ 1,000	$ 180
				1 Building Maintenance	$ 300	180						
				Gardens / Landscaping	$ 1,000							
				Depreciation - Lynd Junction Shed					$ 2,000		$ 1,500	$ 1,258
				3350 ***Depot & Stores***								
				2221 Repairs & Maintenance					$ 25,000	$ 30,000	$ 35,750	$ 6,561
				1 Building Maintenance	$ 10,000	6713	Y					
				2 Replace floor coverings	$ 16,000		Y					
				Depot Office Internal Paint	$ 12,750		Y					
				Back-up Generator	$ 27,000		Y					
				Depreciation - Store Building					$ 15,000		$ 21,000	$ 17,519
				3360 ***Terrestrial V.I.C.***								
				2221 Repairs & Maintenance					$ 4,000	$ 8,500	$ 4,000	$ 536
				1 Building Maintenance	$ 8,500	571	Y					
				3370 ***Childcare Centre***								
				2221 Repairs & Maintenance					$ 5,000	$ 10,000	$ 5,000	$ -
				1 Building Maintenance	$ 10,000	732	Y					

				3380 ***Student Hostel Building***								
				2221 Repairs & Maintenance				$ 8,500	$ 8,500	$ 12,000	$ 13,342	
				1 Building Maintenance	$ 8,500	13953	Y					
				3390 ***Libraries - Forsayth***								
				2221 Repairs & Maintenance				$ 1,500	$ 1,500	$ 1,500	$ 1,399	
				1 Building Maintenance	$ 1,500	1399	Y					
				3400 ***Emergency Services - SES***								
				2221 Repairs & Maintenance				$ 3,500	$ 3,500	$ 3,500	$ 220	
				1 Building Maintenance	$ 3,500	220	Y					
				5010 ***Environmental Health***								
$ 4,559	$ 5,600	$ 5,600	$ 5,600	**1501 Food & ERA Licences Income**								
				2221 Environmental Health Expenses				$ 9,000	$ 7,000	$ 4,000	$ 4,369	
				1 Consultant Fees	$ 5,000	3612						
				2 Travel, Accomodation & Meals	$ 2,000	757						
				5020 ***Environment General***								
				2371 E.P.A. Licenses				$ 15,000	$ 15,000	$ 18,000	$ 18,330	
				1 Annual Return	$ 15,000	18330						
				5110 ***Town Planning***								
	$ 2,500	$ 2,500	$ 2,500	**1501 Town Planning Fees**								
				5120 ***Building Control***								
$ 5,875	$ 1,215	$ 1,000	$ 1,000	**1504 Fees and Permits**								
$ 6,364	$ 8,670			**5140 1502 Sale of Urban Land**								
				5150 ***Parks & Gardens***								
				5151 ***General Maintenance-Georgetown***				$ 104,700	$ 104,700	$ 94,000	$ 79,895	
				2431								
				1 Mowing	$ 31,000	18640	Y					
				2 Irrigation	$ 11,000	8875	Y					
				3 Playground Equipment	$ 5,000	4423	Y					
				4 Fencing	$ 500		Y					
				5 Garden	$ 55,000	46670	Y					
				6 Floating Plant & Loose Tools	$ 3,200	1317	Y					
				7 Signage	$ 500		Y					
				8 Nursery	$ 2,000	678	Y					
				9 Electricity	$ 2,500	2160	Y					
				10 Structures / Peace Monument	$ 6,000	5374	Y					
				Radio Tower Expenses	$ 500	510	Y					
				Vacant Land & Reserve Maintenance - Georgetown				$ 28,700	$ 28,700	$ 30,000	$ 24,975	
				2432								
				1 Mowing	$ 16,700	9794	Y					
				2 River Walk Maintenance	$ 17,000	17484	Y					
				5151 ***Sports Grounds Maintenance - Georgetown***				$ 43,300	$ 43,300	$ 39,000	$ 25,482	
				2433								
				Sports Grounds Maintenance					$ 43,300			
				1 Mowing	$ 20,000	15010	Y					
				2 Irrigation	$ 4,500	3368	Y					
				4 Fencing	$ 500		Y					
				5 Garden	$ 3,000	3609	Y					
				6 Signage	$ 300		Y					
				7 Electricity	$ 2,000		Y					
				8 Building Maintenance	$ 13,400	4992	Y					
				5152 ***Forsayth***								

				5152 ***General Maintenance - Forsayth***						$ 19,000	$ 19,000	$ 15,000	$ 8,193
				2431									
					1 Mowing	$ 7,000	3148	Y					
					2 Irrigation	$ 2,000	1702	Y					
					3 Playground Equipment	$ 500	195	Y					
					4 Fencing	$ 200	524	Y					
					5 Garden	$ 7,200	2575	Y					
					7 Signage	$ 300	27	Y					
					8 Electricity	$ 800		Y					
					9 Structures	$ 1,000	49	Y					
				2432 Vacant Land & Reserves Maintenance						$ 5,000	$ 5,000	$ 5,000	$ 381
					1 Mowing	$ 5,000	381	Y					
				5153 ***Einasleigh***									
				5153 ***General Maintenance - Einasleigh***									
				2431									
				Einasleigh Contract Payments						$ 14,300	$ 14,300	$ 14,000	$ 8,546
					1 Mowing	$ 8,900	5455	Y					
					2 Irrigation	$ 1,500	1584	Y					
					3 Playground Equipment	$ 500	195	Y					
					4 Fencing	$ 500		Y					
					5 Garden	$ 2,300	1113	Y					
					7 Signage	$ 300		Y					
					9 Structures	$ 300	200	Y					
				2432 Vacant Land & Reserves Maintenance - Einasleigh						$ 8,000	$ 8,000	$ 8,000	$ 3,036
					1 Mowing	$ 8,000	3036	Y					
				2433 Copperfield Gorge Walkway						$ 47,500	$ 47,500	$ 11,000	$ 13,630
					1 Mowing	$ 4,000		Y					
					2 Bore / Irrigation	$ 1,000	10592	Y					
					3 Fencing	$ 200		Y					
					4 Gardens	$ 3,800	3039	Y					
					5 Electricity	$ 2,000		Y					
				5154 ***Mt Surprise***									
				5154 ***General Maintenance - Mt Surprise***									
				2431									
				Mt Surprise Contract Payments						$ 14,500	$ 14,500	$ 14,500	$ 10,070
					1 Mowing	$ 7,000	7093	Y					
					2 Irrigation	$ 300		Y					
					4 Fencing	$ 100	100	Y					
					5 Garden	$ 5,500	100	Y					
					6 Electricity	$ 800	255	Y					
					7 Signage	$ 300		Y					
					10 Structures	$ 500	3867	Y					
				2432 Vacant Land & Reserve Maintenance - Mt Surprise						$ 4,000	$ 4,000	$ 4,000	$ 1,800
					1 Mowing	$ 4,000	2600	Y					
				5160 ***Cemeteries***									
				5161 Georgetown Cemetery						$ 9,000	$ 9,000	$ 9,000	$ 6,451
				2221	1 Mowing	$ 9,000	5306	Y					
					2 Irrigation		216	Y					
					5 Gardens		34	Y					
					8 Funeral		1042	Y					
				5162 Forsayth Cemetery						$ 5,500	$ 5,300	$ 9,000	$ 5,389

				2221	1 Mowing	$ 9,600	1628	Y					
					2 Irrigation		968	Y					
					5 Gardens		891	Y					
					6 Other			Y					
					7 Singage		35	Y					
					8 Funerals		1867	Y					
					Install 2 Gates	$ 2,400		Y					
				5163 Einasleigh Cemetery					$ 5,300	$ 5,300	$ 14,300	$ 2,491
				2221	1 Mowing	$ 5,300	2241	Y					
					4 Fencing		250	Y					
					Install Columbarion	$ 9,000		Y					
				5164 Mt Surprise Cemetery					$ 700	$ 700	$ 1,000	$ 350
				2221	1 Mowing	$ 700	400	Y					
					5 Gardens		50	Y					
					6 Other			Y					
				5165 Kidston Cemetery					$ 1,200	$ 1,200	$ 1,200	$ 700
				2221 General Expenditure		$ 1,200	700	Y					
				6020 *Childcare*									
$ 200,000	$ 200,000	$ 200,000	$ 133,000	**1102 Child Care Subsidy (Federal Government Grant - Dept. of Education & Training)**									
		$ -		**1102 Child Care Training Grant**									
$ 90,735	$ 100,000	$ 50,500	$ 100,000	**1500 Child Care Fees**									
	$ 500	$ 500		**1600 Child Care Uniforms**									
				2231 Operating Expenses					$ 23,700	$ 18,700	$ 16,000	$ 10,356
					1 Electricity	$ 2,000	1815						
					2 Telephone	$ 500							
					3 Cleaning	$ 1,200	622						
					4 Grounds Maintenance	$ 4,000	1769	Y					
					6 Supplies	$ 5,300	2941						
					7 Furniture & Equipment	$ 4,500	2294						
					9 Licencing	$ 2,000	519						
					10 Uniforms	$ 500	415						
				2233 Wages					$ 260,000	$ 225,000	$ 240,000	$ 223,604
					1 Wages	$ 225,000	246964						
				Depreciation - Child Care Centre Building					$ 15,000		$ 12,000	$ 10,632
				Depreciation - Child Care Centre Other Structures					$ 10,000		$ 9,000	$ 7,711
				6030 *Student Hostel*									
$ 56,433	$ 25,000	$ 25,000	$ 25,000	**1101 General Purpose Grant**									
	$ -	$ -		**1331 Sundry Receipts**									
$ 23,430	$ 12,000	$ 12,000	$ 12,000	**1500 Hostel Fees & Charges**									
$ 61,324	$ 30,000	$ 30,000	$ 50,000	**1505 Hostel Fees Accommodation No GST**									
				2231 Hostel Operating Expenses					$ 136,200	$ 136,200	$ 133,500	$ 127,373
					1 Contract Payment	$ 95,000	100462						
					2 Electricity	$ 8,500	7259						
					3 Telephone	$ 2,700	2311						
					4 Food	$ 20,000	21808						
					5 Equipment Supplies	$ 4,300	2079						
					7 Grounds Maintenance	$ 6,500	4891						
				Depreciation - Hostel Building					$ 40,000		$ 35,000	$ 29,768
				Depreciation - Hostel Structures					$ 1,500		$ 1,000	$ 1,125
$ 620,481	**$ 572,481**	**$ 514,096**	**$ 518,400**	**Quality social infrastructure makes the shire a desirable place to live Sub Total**			**$ 1,107,445**		**$ 2,129,421**	**$ 1,511,771**	**$ 2,152,850**	**$ 1,476,333**
$ 620,481	**$ 572,481**	**$ 514,096**	**$ 518,400**	**Quality social infrastructure makes the shire a desirable place to live**			**$ 1,107,445**		**$ 2,129,421**	**$ 1,511,771**	**$ 2,152,850**	**$ 1,476,333**

Corporate Aim No. 5
Best practice corporate governance and organisational excellence

OPERATIONAL INCOME AS AT 31/05/21	AMENDED OPERATING INCOME BUDGET 2020/2021	ORIGINAL OPERATING INCOME BUDGET 2020/2021	PROPOSED OPERATING INCOME BUDGET 2021/2022	FUNCTION/DESCRIPTION			Actual cost by item including committed to 9 June	Agreed to Department budget	AMENDED OPERATING EXPENDITURE BUDGET 2020/2021	ORIGINAL OPERATING EXPENDITURE BUDGET 2020/2021	PROPOSED OPERATING EXPENDITURE BUDGET 2021/2022	OPERATIONAL EXPENDITURE AS AT 31/05/21
				Finance - Rates & Grants								
				1010 ***General Rates - Shire***								
$ 345,074	$ 351,000	$ 528,747	$ 358,000	**1011 Urban**								
$ 1,536,757	$ 1,533,000	$ 1,357,933	$ 1,564,000	**1012 Rural Gross**								
$ 159,727	$ 160,000	$ 175,855	$ 163,000	**1013 Mining Gross**								
$ -												
$ 7,406	$ 12,700	$ 12,700	$ 10,000	**1014 Interest on Arrears**								
$ -	$ -											
$ -	$ -	$ 172,500		**1015 Shire Rates & Charges**								
$ -	$ -	$ 96,900		**1016 EMFRL (Emergency Management Fire & Rescue Levy)**								
$ -												
$ 2,400,382	$ 2,400,000	$ 2,274,363	$ 5,187,000	**1110 Commonwealth Grants**								
$ 528,855	$ 520,000	$ 679,354	$ 1,136,000	**1120 Identified Road Entitlement**								
$ 58,341	$ 75,000	$ 180,000	$ 75,000	**1800 Interest Received**								
				$ -	1 Bank Interest							
				$ 180,000	2 Investment Interest							
				2120 Bank Charges					$ 4,000	$ 4,000	$ 4,000	$ 3,522
												$ 337
				2130 Write Off-Urban Residential Rates					$ -	$ -	$ 500	
				2131 Write Off-Rural Rates					$ 500	$ 500	$ 500	$ 100
				2132 Write Off-Mining Rates					$ 500	$ 500		$ 25
				2135 Write Off - Rural - Other					$ -	$ -		
				2136 Write Off - Rural - Intensive Agriculture					$ -	$ -		
				2137 Write Off - Rural - Renewable Energy Farms					$ -	$ -		
				2138 Write Off - Commercial - Other					$ -	$ -		
				2139 Write Off - Commercial - Urban					$ 500	$ 500	$ -	
				2140 Rate Discount					$ 262,000	$ 310,290	$ 280,000	$ 262,500
				2211 Rates Remissions & Subsidies					$ 18,000	$ 19,500	$ 19,000	$ 18,297
				2212 Shire Rates & Charges					$ 146,000	$ 172,500	$ 172,000	$ 167,039
				2213 Remission (EMFRL)					$ -	$ 96,900		
				Elected Members								
				1020 ***Councilors Fees and Expenses***								
				2160 Conference and Deputations					$ 25,000	$ 25,000	$ 20,000	$ 324
				1 L.G.A.Q. State Conference	$ 10,000	$ -						
				2	$ 5,000	$ -						
				3 Other Conferences & Deputatior	$ 10,000	$ 324						
				2190 Elections					$ 10,000	$ 10,000	$ -	
				2400 Councilors Fees and Expenses					$ 411,300	$ 411,300	$ 382,000	$ 326,754
				2 Travel Expenses	$ 10,000	$ 70						
				3 Accommodation	$ 15,000	$ 29,262						
				5 Mayors Telephone	$ 2,000	$ 613						
				6 Councillors Remuneration	$ 365,000	$ 318,337						
				7 Councillors Uniforms	$ 2,500	$ 1,175						
				8 IT Equipment	$ 10,000	$ -						
				9 Meeting Expenses	$ 5,000	$ 6,668						
				10 Councillors Telephone	$ 1,800	$ 1,891						
				Administration & Governance								

					1030 ***General Administration***							
			$ -		**1060 Salary Sacrifice**							
					1070 Fringe Benefits Tax Refunds							
$ 10,000	$ 10,000			$ 10,000	**1120 Return to Work**						$ -	
$ 4,000	$ 7,000	$ 5,000		$ 7,000	**1121 Trainee Subsidy**						$ -	
$ 864					**1122 LG Workcare Claims**						$ -	
$ 31,364	$ 30,000	$ 33,000		$ 33,000	**1124 Apprentice Subsidy**						$ -	
$ 4,405					**1555 Land Sales**						$ -	
$ 7,045	$ 6,000	$ 4,000		$ 7,000	**1570 Sundry Receipts No GST**						$ -	
$ 5,726	$ 8,000	$ 5,000		$ 6,000	**1571 Sundry Receipts**						$ -	
					2001 Wages and Employment Costs			$ 1,930,327		$ 1,807,032	$ 1,807,032	$ 2,300,000	$ 1,779,879
					2005 Workplace Health and Safety					$ 67,500	$ 67,500	$ 68,000	$ 63,750
					HSR Wages	$ 6,000	$ -		Y				
					3 Training - (WHS)	$ 25,000	$ 25,414		Y				
					4 Safety Equipment (PPE)	$ 25,000	$ 30,845		Y				
					5 Drug Testing	$ 5,000	$ 3,469		Y				
					7 Outside - Workwear (Uniforms)	$ 12,500	$ 7,778		Y				
					8 Fatigue Management	$ 4,000	$ 4,580		Y				
					Defibrillators x 10	$ 18,000	$ -		Y				
					Tracking Devices x 20	$ 7,500	$ -		Y				
					2050 Fringe Benefits Tax					$ 20,000	$ 30,000	$ 32,000	$ 31,998
					2101 Professional Fees					$ 375,500	$ 195,500	$ 249,500	$ 336,792
					1 Accountancy Consultancy	$ 20,000	32146						
					2 Asset Valuation	$ 50,000	138012						
					3 Legal Expenses	$ 65,000	88813						
					6 Engineering Consultancy	$ 30,000	47041						
					13 Surveying	$ 30,000							
					14 Local Buy	$ 500							
					15 Review/Develop Corp Plan		24607						
					16 Review/develop LDMP								
					17 Rating Review		26884						
					18 Plant Hire Reviewe		10200						
					19 Gilbert River		3313						
					20 Auctioneer Fees		3000						
					Other	$ 104,500							
					2110 Advertising					$ 33,000	$ 40,000	$ 34,000	$ 51,171
					1 Tenders	$ 12,000	774						
					2 Position Vacant	$ 25,000	35015						
					4 Statutory Advertising	$ 1,000							
					5 General Advertising	$ 2,000	17600						
					2120 Audit Fees					$ 78,100	$ 78,100	$ 70,000	$ 63,525
					1 External Audit	$ 60,000	58420						
					2 Internal Audit	$ 20,000	5105						
					2141 Communications					$ 130,000	$ 130,000	$ 117,000	$ 107,318
					1 Telephone	$ 120,000	110510						
					2 Postage	$ 9,000	4714						
					3 Radio Licenses	$ 1,000	870						
					2151 Shire Office Maintenance					$ 40,000	$ 40,000	$ 28,500	$ 24,932
					1 Cleaning	$ 12,500	12675		Y				
					2 Grounds Mtnce.	$ 9,000	7688		Y				
					4 Electricity	$ 6,700	6054		Y				
					6 Freight		117						
					2221 Administration General Expenses					$ 13,000	$ 13,000	$ 13,000	$ 12,395
					1 Office Equip. Mtnce.	$ 2,500							
					3 Office Sundries	$ 4,000	1647						
					8 Reports/Manuals	$ 2,500	10583						

					10 Office Furniture	$	4,000	218					
					.								
					2244 Administration - Staff Uniforms					$ 8,500	$ 5,000	$ 5,000	$ 2,046
					1 Staff Uniforms	$	5,000	$ 2,173					
					2231 Insurances					$ 220,000	$ 220,000	$ 220,000	$ 167,599
					1 LGM (Public Liability)	$	50,000	59699					
					2 LGM Assets Scheme (General)	$	170,000	167599					
					2241 Training & Development - Conferences/Seminars	$	120,000			$ 120,000	$ 120,000	$ 100,000	$ 96,010
					1 Accomodation			7556					
					2 Registration Expenses			91940					
					3 Meals			2307					
					4 Travel			3674					
					2251 Recruitment Expenses					$ 30,000	$ 30,000	$ 30,000	$ 10,651
					1 Interview Expenses	$	10,000	9837					
					2 Relocation Expenses	$	20,000	814					
					2290 Printing and Stationery					$ 45,000	$ 80,000	$ 45,000	$ 36,088
					1 Printing	$	60,000	29712					
					2 Stationery	$	20,000	8550					
					2370 Land Valuation Fees	$	15,000	929		$ 10,000	$ 15,000	$ 10,000	$ 929
					1050 *Wages On costs*								
$ 652,008	$ 820,000	$ 820,000	$ 1,065,000		**1951 Income**								
$ 43,136	$ 50,000	$ 50,000	$ 50,000		**1964 Stores Overheads**								
					Depreciation - Admin & Depot Buildings					$ 500,000		$ 27,000	$ 584,049
					2031 **Wet Weather**							$ 20,000	
					2041 **Public Holidays**							$ 185,000	
					2051 **Sick Leave**							$ 175,000	
					2061 Superannuation			490058		$ 550,000	$ 550,000	$ 550,000	$ 447,327
					2071 Long Service Leave			120071		$ 60,000	$ 60,000	$ 100,000	$ 53,968
					2081 Workers Compensation					$ 75,000	$ 36,000	$ 75,000	$ 48,559
					1 LGW Premium	$	36,000	48559					
					2091 Other Leave					$ 870,000	$ 900,000	$ 510,000	$ 817,661
					1 Public Holidays	$	195,000	192364					
					2 Sick Leave	$	175,000	168287					
					3 Wet Weather	$	20,000	926					
					4 Annual Leave	$	510,000	452156					
					2000 - IMPROVING COMMUNICATION INFRASTRUCTURE & MECHANISMS WITHIN THE SHIRE								
					IT & Communication Infrastructure								
					2040 *Repeaters*								
					2221 Repeater Maintenance					$ 7,500	$ 7,500	$ 10,000	
					1 Maintenance	$	7,500	$ -					
					2050 *Television & Radio Re-Transmission*								
					2221 Operating Expenses					$ 5,000	$ 5,000	$ 5,000	$ 87
					2 Radio Expenses	$	5,000	87					
					Depreciation - Radio Repeater Station					$ 3,000		$ 1,000	$ 1,506
					2060 *Information Technology*								
					2221 Operating Expenses					$ 350,000	$ 280,000	$ 280,000	$ 242,957
					1 Software Mtnce.	$	20,000	24456	N				
					2 Hardware Mtnce	$	7,500	4262	N				
					4 LG Online	$	27,500	28434	N				
					5 Purchase IT Hardware Equipme	$	30,000	63354	N				
					6 Software Purchases	$	10,000	10203	N				

					7 Software Licences	$ 120,000	65274	N				
					8 IT Support	$ 30,000	32666	N				
					9 IT Upgrade	$ 20,000	14390	N				
					10 Upgrade Servers	$ 15,000	4609	N				
					Video Conferencing	$ -		N				
$ 5,795,090	**$ 5,982,700**	**$ 6,395,352**	**$ 9,671,000**	**Best practice corporate governance and organisational excellence Sub Total**			**$ 5,111,701**		**$ 6,295,932**	**$ 5,760,622**	**$ 6,138,000**	**$ 5,760,095**
$ 5,795,090	**$ 5,982,700**	**$ 6,395,352**	**$ 9,671,000**	**Best practice corporate governance and organisational excellence**			**$ 5,111,701**		**$ 6,295,932**	**$ 5,760,622**	**$ 6,138,000**	**$ 5,760,095**
$ 20,660,732	$ 22,308,166	$ 19,628,528	$ 55,925,500				$ 6,546,143		$ 29,727,805	$ 21,665,822	$ 55,916,250	$ 23,917,370

Etheridge

Shire Council

2021-22

CAPITAL BUDGET

Corporate Aim No. 1

A sustainable transport network that meets community needs

CAPITAL INCOME AS AT 31/05/21	AMENDED CAPITAL INCOME BUDGET 2020/2021	ORIGINAL CAPITAL INCOME BUDGET 2020/2021	PROPOSED CAPITAL INCOME BUDGET 2021/2022	FUNCTION/DESCRIPTION	Actual cost by item including committed to 9 June	Agreed to Department budget	AMENDED OPERATING EXPENDITURE BUDGET 2020/2021	ORIGINAL OPERATING EXPENDITURE BUDGET 2020/2021	PROPOSED OPERATING EXPENDITURE BUDGET 2021/2022	OPERATIONAL EXPENDITURE AS AT 31/05/21
		$ 16,500		**4020** ***Road Improvements***						
$ 16,551	$ 500,000	$ 500,000		**1128 Roads to Recovery 20/21 (Federal Grant)**						
				1605 Junction Creek Bridge - visibility						
				1606 Asphalt Pavement Repair						
				1129 Roads to Recovery 21/22 (Federal Grant)						
			$ 950,000	1 North Head Road Project						
				4528 Roads to Recovery 21/22 (Federal Grant)						
				1 North Head Road Project					$ 834,000	
				1130 TIDS 21/22 (State Grant) also 20/21 c/o of						
			$ 770,000	1 North Head Road Project						
				4529 TIDS 21/22 (State Grant)						
				1 North Head Road Project					$ 1,540,000	
				4030 Bridges & Causeways						
				1101 Contract Payments - Sunwater						
				4160 ***2252*** **Rest Works**						
$ 725,971	$ 284,609	$ 284,609		**1574 TIDS 20/21 (State Grant) also 19/20 c/o of 498,397**						
$ 379,278	$ 818,972	$ 758,556		**1575 Local Road & Community Infrastructure Program (Federal Grant)**						
				4522 R2R 20/21 Infrastructure at Cost			$ 500,000	$ 500,000		$ 876,504
$ 498,397	$ 500,000			1 Strathmore Road (Ch 4.8 - Ch 2.8 = 2.0km)	$ 500,000					
				4523 TIDS 20/21 Infrastructure at Cost						
				1 Strathmore Road (Ch 4.8- Ch 2.8 = 2.0km) ($534k / km = $1,069,218 / 2.0)	$ 569,218		$ 569,218	$ 569,218		$ 794,380
				4524 Sealed Surfaces at Cost - (Shire Reseals)			$ 294,000	$ 294,000		$ 294,000
				1 Northhead Road Ch 0.00 to Ch 3.0	$ 210,000					
				2 Northhead Road Ch 7.8 to Ch 8.4	$ 42,000					
				3 Northhead Road Ch 13.0 to Ch 13.6	$ 42,000					
				4525 Dust Seals			$ 76,800	$ 76,800	$ 10,000	$ 65,601
				1 Oak Park Rd (Oak Park Station) Ch 23.84 to Ch 24.64	$ 76,800					
				4511 Paddy's Road						$ 9,160
				4526 Dust Seals			$ 28,800	$ 28,800	$ 28,800	$ -
				1 Oak Park Rd (Bagstowe Station) Ch 55.4 to 55.7	$ 28,800					
				4527 Local Road & Community Infrastructure Program			$ 758,556	$ 758,556	$ -	$ 595,455
				Concrete Causeways					$ 900,000	
				Greenhills Road 5 x Concrete Causeways	$ 231,000					

						Perryvale Road 3 x Concrete Causeways	$ 210,000				
					4528 Local Road & Community Infrastructure Program-Phase 2						
			$ 526,500		**1616**	Sports Centre - Car Park Landscaping and drainage					
					2268	Sports Centre - Car Park Landscaping and drainage				$ 526,500	
					4061 ***Town Street Improvements***						
					4504 Capital Imp-St Reseals Georgetown			$ 162,060	$ 162,060	$ 419,000	$ -
					1	Cumberalnd St, Low St to High St	$ 6,000				
					2	Normanton St, High St to Causeway	$ 65,100				
					3	South St, High St to Haldane St	$ 9,900				
					4	Low St, St George St to Cumberland St	$ 20,400				
					5	High St, Short St to Cumberland St, South St to Crampton Rd	$ 53,640				
					6	Haldane St, North St to End	$ 7,020				
						First St - Forsayth	$ 5,280				
						Second St - Forsayth	$ 5,280				
						Eighth St - Forsayth	$ 2,880				
						Einasleigh - Forsayth Rd	$ 228,480				
						Haldane Lane - Georgetown	$ 4,400				
						South St, High St to Haldane St - Georgetown	$ 5,120				
						Collins St - Georgetown	$ 5,440				
					4064 ***Town Street Improvements***						
					4502 Capital Imp-St Reseals Mt Surprise			$ 250,000	$ 250,000		$ 51,719
					1	O'Briens Creek Road	$ 250,000				
					Aerodromes						
$ -	$ 126,000	$ 126,000	$ -		**1011 RADs Grant Funding (Federal)**						
					4501 Capital Improvements			$ 252,000	$ 252,000	$ 252,000	$ -
					1	Reseal of Airstrip runway	$ 240,000				
					2	Linemarking	$ 12,000				
					4120						
					2337	Contractors Services				$ 74,000	
					4140						
					4504	Shade for plant adjacent to washdown bay				$ 30,000	
					4150 ***Plant Purchases***						
					4500 Plant Purchases			$ 1,209,000	$ 1,209,000	$ 3,952,000	$ 497,802
					Plant No.						
					1036	V8 Landcruiser Ute	$ 85,000				
					1046	V8 Landcruiser Ute	$ 85,000				
					1066	V8 Landcruiser Ute	$ 85,000				
					1093	3.0l Toyota Hilux	$ 57,000				
					1126	V8 Landcruiser Ute	$ 85,000				
					1163	Isuzu D-Max Extra Cab	$ 57,000				
					1177	Mitsubishi Pajero Wagon	$ 60,000				
					1193	Mitsubishi Pajero Wagon	$ 60,000				
					1237	Holden Colorado	$ 57,000				
					1247	2.8lt Toyota Hilux	$ 57,000				
					2199	Mitsubishi FK Fuso Truck	$ 155,000				
					2331	Isuzu NPS300 Truck	$ 120,000				
					2488	UD GW470 Prime Mover	$ 260,000				
					3111	Gravely Zero Turn Mower	$ 36,000				
					4058	Cat ps Multi tyre roller	$ 210,000				
					4068	Cat ps Multi tyre roller	$ 210,000				

					4078 Cat ps Multi tyre roller	$ 210,000					
					4088 Cat dag 663 Flat drum Roller	$ 230,000					
					4098 Cat dag 663 Flat drum Roller	$ 230,000					
					4108 Cat dag 663 Flat drum Roller	$ 230,000					
					5027 Bobcat s205h Skid Steer	$ 120,000					
					5058 Cat 950H Loader	$ 480,000					
					6014 Cat 140H Grader	$ 500,000					
					6025 Cat 140H Grader	$ 500,000					
					6068 Cat Mini Excavator	$ 130,000					
					96 Bunded Diesel Tank on Trailer	$ 17,000					
					97 Bunded Diesel Tank on Trailer	$ 17,000					
					98 refurbish caravans	$ 30,000					
					99 refurbish Ablution Block	$ 10,000					
$ -	$ 410,000	$ 410,000	$ 1,000,000		**1502 Plant Sales**						
				$ 35,000	1036 V8 Landcruiser Ute						
				$ 41,000	1046 V8 Landcruiser Ute						
				$ 40,000	1066 V8 Landcruiser Ute						
				$ 12,000	1093 3.0l Toyota Hilux						
				$ 36,000	1126 V8 Landcruiser Ute						
				$ 13,000	1163 Isuzu D-Max Extra Cab						
				$ 30,000	1177 Mitsubishi Pajero Wagon						
				$ 14,000	1193 Mitsubishi Pajero Wagon						
				$ 18,000	1237 Holden Colorado						
				$ 28,000	1247 2.8ltr Toyota Hilux						
				$ 30,000	2158 Fuso FM Septic Pumping Truck						
				$ 28,000	2199 Mitsubishi FK Fuso Truck						
				$ 45,000	2331 Isuzu NPS300 Truck						
				$ 40,000	2343 Hino FG 500 Gabage Truck -Se Sell Only						
				$ -	2371 Trailer Dog - Tri Axle Sell Only						
				$ -	2372 Water Tank Sell Only						
				$ 65,000	2488 UD GW470 Prime Mover						
				$ 4,000	3111 Gravely Zero Turn Mower						
				$ 22,000	4058 Cat ps Multi tyre roller						
				$ 28,000	4068 Cat ps Multi tyre roller						
				$ 32,000	4078 Cat ps Multi tyre roller						
				$ 52,000	4088 Cat dag 663 Flat drum Roller						
				$ 55,000	4098 Cat dag 663 Flat drum Roller						
				$ 52,000	4108 Cat dag 663 Flat drum Roller						
				$ 20,000	5027 Bobcat s205h Skid Steer						
				$ 60,000	5058 Cat 950H Loader						
				$ 90,000	6014 Cat 140H Grader						
				$ 75,000	6025 Cat 140H Grader						
				$ 22,000	6068 Cat Mini Excavator						
$ 1,620,197	$ 2,639,581	$ 2,095,665	$ 3,246,500	**A sustainable transport network that meets community needs**		$ 7,213,758	$ -	$ 4,100,434	$ 4,100,434	$ 8,566,300	$ 3,184,621

Corporate Aim No. 2

A sustainable Environment of natural assets, water, waste water and waste management

OPERATIONAL INCOME AS AT 31/05/21	*AMENDED OPERATING INCOME BUDGET 2020/2021*	*ORIGINAL OPERATING INCOME BUDGET 2020/2021*	*PROPOSED OPERATING INCOME BUDGET 2021/2022*	*FUNCTION/DESCRIPTION*	*Actual cost by item including committed to 9 June*	*Agreed to Department budget*	*AMENDED OPERATING EXPENDITURE BUDGET 2020/2021*	*ORIGINAL OPERATING EXPENDITURE BUDGET 2020/2021*	*PROPOSED OPERATING EXPENDITURE BUDGET 2021/2022*	*OPERATIONAL EXPENDITURE AS AT 31/05/21*

						Water Supply - Georgetown						
						4500 Plant and Equipment at Cost			$ 10,000	$ 10,000	$ 10,000	$ 5,890
						2 Replacement of Meters	$ 5,000					
						3 New Water Connections	$ 5,000					
						4501 Capital Improvements					$ 355,000	
						Install Telemetry	$ 22,100					
						Valve Replacement	$ 25,000					
						Raw Water Reservoir & Main to Treatment Plant	$ 275,000					
						Replace Water Main ti Racecourse	$ 33,000					
						4507 Infrastructure at Cost			$ 14,000	$ 14,000	$ 14,000	$ -
						1 Replace Water Main (St George St & South St)	$ 14,000					
						Water Supply - Forsayth						
						4500 Plant and Equipment at Cost			$ 4,500	$ 4,500	$ 4,500	$ 4,500
						1 Replacement of Meters	$ 2,500					
						3 New Water Connections	$ 2,000					
						4504 Capital Improvements			$ 82,900	$ 82,900	$ 75,000	$ 49,597
						1 Install Telemetry	$ 35,670					
						2 Back-up Generator	$ 39,000					
					4500	*Charleston Dam Project*						
$ 1,552,965	$ 2,000,000	$ 2,000,000	$ 2,000,000	$ 2,000,000		**1100 National Stronger Regions Fund 16/17**						
						(Cwlth Grant Funds - Total Grant $10.0M)						
$ -	$ 3,000,000	$ 3,000,000	$ 3,000,000	$ 3,000,000		**1101 Dam Emergency Grant**						
						(Cwlth Grant Funds - Total Grant $3.00M)						
						4500 Project Management, Design & Construction Phase			$ 360,000	$ 275,000	$ -	$ 325,409
						1 Project Management	$ 275,000					
						4501 Infrastructure at Cost						
						Construction of Charleston Dam			$ 44,000	$ 44,000	$ 40,000	$ 10,725
						1 Construction of Fish Ladder	$ 44,000					
						(Retention Money)						
						4502 Infrastructure at Cost			$ 1,650,626	$ 1,650,626	$ 80,000	$ 4,351,344
						Construction of Charleston Dam						
						1 Construction of Dam Wall	$ 1,650,626					
						Remedial works on top of dam wall(Replace Gravel)	$ 30,000					
						Install Power to Reservoir & Pumps	$ 50,000					
						4503 Infrastructure at Cost			$ 210,133	$ 210,133	$ 200,000	$ 201,801
						Construction of Charleston Dam						
						1 Construction of Reticulation (Dam to Forsayth WTP)	$ 210,133					
						(Overall Contract Price $1,130,230)						
						4504 Infrastructure at Cost			$ 17,527	$ 17,527	$ 20,000	$ 236
						Construction of Charleston Dam						
						1 Construction of Reticulation (Dam to Georgetown WTP)	$ 17,527					
						(Overall Contract Price $3,333,676)						
						4505 Infrastructure at Cost			$ 150,000	$ 150,000	$ 150,000	$ -
						1 Floating Inlet	$ 150,000					
						4506 Fencing					$ 100,000	
						4507 Pump and housing for Forsayth water supply					$ 150,000	

$ 1,552,965	$ 5,000,000	$ 5,000,000	$ 5,000,000						$ 2,885,556	$ -	$ 2,543,686	$ 2,458,686	$ 1,198,500	$ 4,949,502

Corporate Aim No. 3

A diversified economic development insures a prosperous shire

OPERATIONAL INCOME AS AT 31/05/21	*AMENDED OPERATING INCOME BUDGET 2020/2021*	*ORIGINAL OPERATING INCOME BUDGET 2020/2021*	*PROPOSED OPERATING INCOME BUDGET 2021/2022*	*FUNCTION/DESCRIPTION*	*Actual cost by item including committed to 9 June*	*Agreed to Department budget*	*AMENDED OPERATING EXPENDITURE BUDGET 2020/2021*	*ORIGINAL OPERATING EXPENDITURE BUDGET 2020/2021*	*PROPOSED OPERATING EXPENDITURE BUDGET 2021/2022*	*OPERATIONAL EXPENDITURE AS AT 31/05/21*
				6010 ***Terrestrial V.I.C.***						
$ 1,000,501	$ 535,000	$ 535,000	$ -	**1502 Works for Queensland (W4Q) 2019-21**						
				(State Grant)						
				(Total Grant - $1,070,000 - 50% paid in 18/19; 50% paid 20/21)						
$ 25,000	$ 25,000	$ 25,000	$ -	**1503 NW Mineral Province Grant**						
				(State Grant)						
$ 250,000	$ 500,000	$ 500,000	$ 250,000	**1504 Building Our Regions Grant (Round 5)**						
				(State Grant)						
				4502 Infrastructure at Cost						
				W4Q Grant (2019-21)			$ 1,568,675	$ 1,568,675	$ -	$ 1,083,318
				Terrestrial Upgrade						
				1 Upgrade to Complex	$ 1,068,675					
				2 Internal Fitout (Displays etc…)	$ 500,000				$ 500,000	
				New Carpet in Collection Area	$ 7,500					
				Landscaping	$ 5,000					
$ 1,275,501	$ 1,060,000	$ 1,060,000	$ 250,000	**A diversified economic development insures a prosperous shire**	$ 1,581,175	$ -	$ 1,568,675	$ 1,568,675	$ 500,000	$ 1,083,318

Corporate Aim No. 4

Quality social infrastructure makes the shire a desirable place to live

OPERATIONAL INCOME AS AT 31/05/21	*AMENDED OPERATING INCOME BUDGET 2020/2021*	*ORIGINAL OPERATING INCOME BUDGET 2020/2021*	*PROPOSED OPERATING INCOME BUDGET 2021/2022*	*FUNCTION/DESCRIPTION*	*Actual cost by item including committed to 9 June*	*Agreed to Department budget*	*AMENDED OPERATING EXPENDITURE BUDGET 2020/2021*	*ORIGINAL OPERATING EXPENDITURE BUDGET 2020/2021*	*PROPOSED OPERATING EXPENDITURE BUDGET 2021/2022*	*OPERATIONAL EXPENDITURE AS AT 31/05/21*
				3100						
				4500 **Mobile Coolroom**					$ 20,000	
				4501 **Morgue Freezer**					$ 50,000	
				4502 **Einasleigh QR shed removal**					$ 20,000	
				3220 ***Halls & Public Facilities - Einasleigh***						
				4501 Infrastructure at Cost			$ 14,600	$ 14,600		$ -
				1 Upgrade Water Tank	$ 14,600					
				3260 ***Swimming Pool***						
				4502 Infrastructure at Cost			$ 33,150	$ 33,150		$ 26,866
				1 Supply & Install automatic dosing system	$ 23,150					
				2 Supply & Install Telemetry	$ 10,000					
				3310 ***Lynd Junction Community Shed***						
				4501 Infrastructure at Cost			$ 50,000	$ 50,000		$ 50,000

				1 Supply & Install Transportable Medical Building	$ 30,000					
				2 Connection to Power	$ 17,000					
				3 Plumbing	$ 3,000					
				3410 Works for Queensland (W4Q 20/21)						
$ 525,000	$ 1,070,000	$ 1,070,000	$ 525,000	**1110 W4Q Grant 20/21 (State Grant)**						
				4500 W4Q Capital Works			$ 1,070,000	$ 1,070,000	$ 625,000	$ 181,495
				1						
				2						
				3411 Works for Queensland (W4Q 21/24)						
			$ 525,000	**1110 W4Q Grant 21/24 (State Grant)**						
				4500 W4Q Capital Works						
				1 Georgetown - Streetscaping		$ 400,000			$ 650,000	
				2 Georgetown Sports centre		$ 270,000				
				3 Einasliegh - Drainage improvement		$ 140,000				
				4 Forsayth/Georgetown - Water Telemetry		$ 100,000				
				5 Rural Addressing		$ 100,000				
				6 Forsayth Cemetery Fencing		$ 40,000				
				3412						
				1110 Council Cost????						
				4500						
				1 Damage to Back Steps and install wheel stops					$ 10,000	
				3610 Recovery and Resilience Grant						
			$ 857,000	1110 Recovery and Resilience Grant						
				4500 1 Solar energy - Council Buildings					$ 77,000	
				2 North Head Rd - Install drainage & bitumen seal					$ 280,000	
				3 Georgetown Street scaping					$ 500,000	
				5030						
				4500 Upgrade Einasliegh Common Stock Yards					$ 60,000	
				5152 Parks & Gardens						
$ -	$ 10,000	$ 10,000		**1101 Donation - Georgetown Cricket Club**						
				4502 Capital Improvements - LGGSP 17-19 Charleston Dam Recreation Area			$ 1,200,000	$ 1,200,000	$ 1,200,000	$ 6,943
				Charleston Dam Recreation Area						
				1 Supply & Install Restroom	$ -					
				2 Supply & Install Picnic Shelters	$ -					
				3 Supply & Install Solar Lights & Bollards	$ -					
				4 Supply & Install BBQ's (wood fired)	$ -					
				5 Supply & Install Boat Ramp	$ -					
				6 Parking & Internal Roads	$ -					
				7 Playground & Activity Area	$ -					
				8 Supply & Install Walkways	$ -					
				9 Landscapping (Trees / Shrubs)	$ -					
				10 Supply & Install Entrance Monument & Various Signage	$ -					
				Sports Ground Canteen Building						$ 95,758
				6010 *Child Care Centre*					$ 50,000	
				4502 Infrastructure at Cost						
				Shade Structure	$ 50,000					

				0420	4500 Aged Care Facility Planning & Design					$ 250,000	
$ 525,000	$ 1,080,000	$ 1,080,000	**$ 1,907,000**	**Quality social infrastructure makes the shire a desirable place to live**		$ 147,750	$ 1,050,000	$ 2,367,750	$ 2,367,750	**$ 3,792,000**	$ 361,062
			$ 10,403,500							$ 14,056,800	

Corporate Aim No. 5

Best Practice corporate governance and organisational excellence

OPERATIONAL INCOME AS AT 31/05/21	*AMENDED OPERATING INCOME BUDGET 2020/2021*	*ORIGINAL OPERATING INCOME BUDGET 2020/2021*	*PROPOSED OPERATING INCOME BUDGET 2021/2022*	*FUNCTION/DESCRIPTION*		*Actual cost by item including committed to 9 June*	*Agreed to Department budget*	*AMENDED OPERATING EXPENDITURE BUDGET 2020/2021*	*ORIGINAL OPERATING EXPENDITURE BUDGET 2020/2021*	*PROPOSED OPERATING EXPENDITURE BUDGET 2021/2022*	*OPERATIONAL EXPENDITURE AS AT 31/05/21*
				0410	4501 Staff Housing					600000	
0	**0**	**0**	**0**	**Best Practice corporate governance and organisational excellence**		**0**	**0**	**0**	**0**	**600000**	**0**
			$ 10,403,500							$ 14,656,800	

Description	Amount	Percentage
A sustainable transport network that meets community needs	$ 2,246,500	23.89%
A sustainable Environment of natural assets, water, waste water and waste management	$ 5,000,000	53.17%
A diversified economic development insures a prosperous shire	$ 250,000	2.66%
Quality social infrastructure makes the shire a desirable place to live	$ 1,907,000	20.28%
Best Practice corporate governance and organisational excellence	0	0.00%
Total Revenue	$ 9,403,500	100%

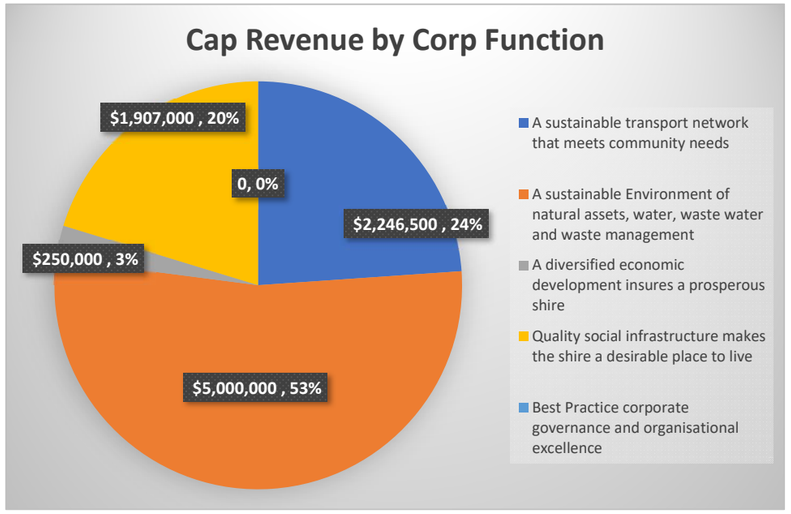

Description	Amount		Percentage
A sustainable transport network that meets community needs	$	7,566,300	55.40%
A sustainable Environment of natural assets, water, waste water and waste management	$	1,198,500	8.78%
A diversified economic development insures a prosperous shire	$	500,000	3.66%
Quality social infrastructure makes the shire a desirable place to live	$	3,792,000	27.77%
Best Practice corporate governance and organisational excellence		$600,000	4.39%
Total Expenditure	$	13,656,800	100.00%

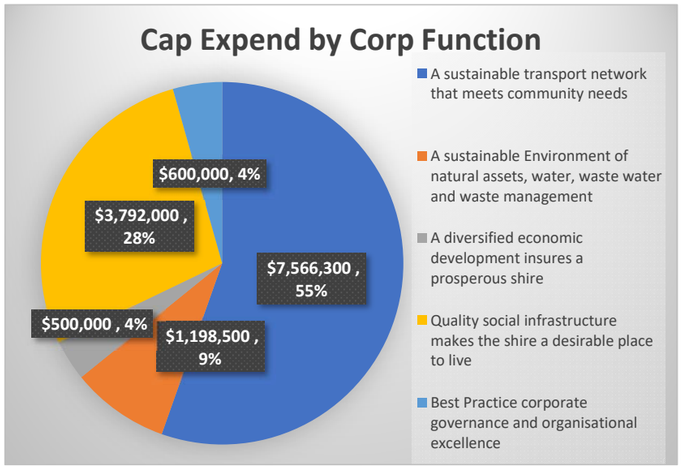

Etheridge
Shire Council

2021-22

PLANT REPLACEMENT PROGRAM

Etheridge Shire Council Plant Replacement Program - 10 Year Horizon

Plant ID	Rego	Plant Description	Plant Type	lacement Stra	Purchased	Km/Hours	Year	1 21/22	2 22/23	3 23/24	4 24/25	5 25/26	6 26/27	7 27/28	8 28/29	9 29/30	10 30/31	Comments
1015	675VSC	Utility Isuzu DMAX 4x4	UTILITY 4X4	3 years or 60,000km	19/08/2015	56,547	Replacement Cost		$ 60,000.00			$ 60,000.00			$ 60,000.00			Hilux
							NPV		$ 20,000.00			$ 20,000.00			$ 20,000.00			
							Budget	$ -	$ 40,000.00	$ -	$ -	$ 40,000.00	$ -	$ -	$ 40,000.00	$ -	$ -	
1025	641VSC	Utility Isuzu D-Max 4X4	UTILITY 4X4	3 years or 60,000km	19/08/2015	30,429	Replacement Cost		$ 60,000.00			$ 60,000.00			$ 60,000.00			Hilux
							NPV		$ 20,000.00			$ 20,000.00			$ 20,000.00			
							Budget	$ -	$ 40,000.00	$ -	$ -	$ 40,000.00	$ -	$ -	$ 40,000.00	$ -	$ -	
1036	816WPG	Utility Toyota LC TD 5M Workmate CC	UTILITY 4X4	3 years or 60,000km	1/07/2016	225,946	Replacement Cost	$ 60,000.00			$ 60,000.00			$ 60,000.00			$ 60,000.00	Hilux
							NPV	$ 25,000.00			$ 25,000.00			$ 25,000.00			$ 25,000.00	
							Budget	$ 35,000.00	$ -	$ -	$ 35,000.00	$ -	$ -	$ 35,000.00	$ -	$ -	$ 35,000.00	
1046	993WLE	Utility Toyota LC Military Workmate 4.5	UTILITY 4X4	3 years or 60,000km	20/06/2016	176,304	Replacement Cost	$ 60,000.00			$ 60,000.00			$ 60,000.00			$ 60,000.00	Hilux
							NPV	$ 25,000.00			$ 25,000.00			$ 25,000.00			$ 25,000.00	
							Budget	$ 35,000.00	$ -	$ -	$ 35,000.00	$ -	$ -	$ 35,000.00	$ -	$ -	$ 35,000.00	
1066	992WLE	Utility Toyota LC Military Workmate 4.5L	UTILITY 4X4	3 years or 60,000km	20/06/2016	199,892	Replacement Cost	$ 60,000.00			$ 60,000.00			$ 60,000.00			$ 60,000.00	Hilux
							NPV	$ 25,000.00			$ 25,000.00			$ 25,000.00			$ 25,000.00	
							Budget	$ 35,000.00	$ -	$ -	$ 35,000.00	$ -	$ -	$ 35,000.00	$ -	$ -	$ 35,000.00	
1077	392XHO	Mitsubishi NX Pajero GLX 3.2L	STN WAGON	3 years or 60,000km	5/06/2017	74,512	Replacement Cost		$ 60,000.00			$ 60,000.00			$ 60,000.00			Hilux
							NPV		$ 25,000.00			$ 25,000.00			$ 25,000.00			
							Budget	$ -	$ 35,000.00	$ -	$ -	$ 35,000.00	$ -	$ -	$ 35,000.00	$ -	$ -	
1086	546WQQ	Utility Toyota Hilux DCC TDM SR	UTILITY 4X4	3 years or 60,000km	1/07/2016	124,177	Replacement Cost		$ 60,000.00			$ 60,000.00			$ 60,000.00			Hilux
							NPV		$ 25,000.00			$ 25,000.00			$ 25,000.00			
							Budget	$ -	$ 35,000.00	$ -	$ -	$ 35,000.00	$ -	$ -	$ 35,000.00	$ -	$ -	
1093	512YQG	Utility Toyota Hilux Dual Cab	UTILITY 4X4	3 years or 60,000km	1/05/2013	170,030	Replacement Cost	$ 60,000.00			$ 60,000.00			$ 60,000.00			$ 60,000.00	Hilux
							NPV	$ 25,000.00			$ 25,000.00			$ 25,000.00			$ 25,000.00	
							Budget	$ 35,000.00	$ -	$ -	$ 35,000.00	$ -	$ -	$ 35,000.00	$ -	$ -	$ 35,000.00	
1098	504YQG	Utility Hilux 4X4 SR 2.8lt	UTILITY 4X4	3 years or 60,000km	17/09/2018	85,513	Replacement Cost		$ 60,000.00			$ 60,000.00			$ 60,000.00			Hilux
							NPV		$ 25,000.00			$ 25,000.00			$ 25,000.00			
							Budget	$ -	$ 35,000.00	$ -	$ -	$ 35,000.00	$ -	$ -	$ 35,000.00	$ -	$ -	
1117	659XRW	Utility Toyota Hilux Workmate XCAB	UTILITY 4X4	3 years or 60,000km	19/12/2017	62,968	Replacement Cost		$ 60,000.00			$ 60,000.00			$ 60,000.00			Hilux
							NPV		$ 25,000.00			$ 25,000.00			$ 25,000.00			
							Budget	$ -	$ 35,000.00	$ -	$ -	$ 35,000.00	$ -	$ -	$ 35,000.00	$ -	$ -	
1126	490WQQ	Utility Toyota LC TD 5M Workmate CC	UTILITY 4X4	3 years or 60,000km	1/07/2016	235,040	Replacement Cost	$ 60,000.00			$ 60,000.00			$ 60,000.00			$ 60,000.00	Hilux
							NPV	$ 25,000.00			$ 25,000.00			$ 25,000.00			$ 25,000.00	
							Budget	$ 35,000.00	$ -	$ -	$ 35,000.00	$ -	$ -	$ 35,000.00	$ -	$ -	$ 35,000.00	
1135	642VSC	Utility Isuzu D-Max 4X4	UTILITY 4X4	3 years or 60,000km	19/08/2015	104,568	Replacement Cost		$ 60,000.00			$ 60,000.00			$ 60,000.00			Hilux
							NPV		$ 25,000.00			$ 25,000.00			$ 25,000.00			
							Budget	$ -	$ 35,000.00	$ -	$ -	$ 35,000.00	$ -	$ -	$ 35,000.00	$ -	$ -	
1140	039-QGY	Toyota L/Cruise Troop Carrier, SES	UTILITY 4X4	3 years or 60,000km	27/09/2000	36,115	Replacement Cost	$ 1,000.00			$ 60,000.00			$ 60,000.00			$ 60,000.00	Ranger
							NPV	$ 20,000.00			$ 30,000.00			$ 30,000.00			$ 30,000.00	
							Budget	-$ 19,000.00	$ -	$ -	$ 30,000.00	$ -	$ -	$ 30,000.00	$ -	$ -	$ 30,000.00	
1159	489ZDI	Mitsubishi Pajero GLX - NX8W46	STN WAGON	3 years or 60,000km	27/11/2019	27,844	Replacement Cost			$ 80,000			$ 80,000.00			$ 80,000.00		Prado
							NPV			$ 35,000			$ 35,000.00			$ 35,000.00		
							Budget	$ -	$ -	$ 45,000	$ -	$ -	$ 45,000.00	$ -	$ -	$ 45,000.00	$ -	
1163	513YQG	Utility Isuzu DMAX SX Space Cab 4WD	UTILITY 4X4	3 years or 60,000km	26/11/2013	162,497	Replacement Cost	$ 60,000.00			$ 60,000.00			$ 60,000.00			$ 60,000.00	Hilux
							NPV	$ 25,000.00			$ 25,000.00			$ 25,000.00			$ 25,000.00	
							Budget	$ 35,000.00	$ -	$ -	$ 35,000.00	$ -	$ -	$ 35,000.00	$ -	$ -	$ 35,000.00	
1177	391XHO	Mitsubishi NX Pajero GLX 3.2L	STN WAGON	3 years or 60,000km	1/06/2017	139,239	Replacement Cost	$ 80,000.00			$ 80,000.00			$ 80,000.00			$ 80,000.00	Prado
							NPV	$ 35,000.00			$ 35,000.00			$ 35,000.00			$ 35,000.00	
							Budget	$ 45,000.00	$ -	$ -	$ 45,000.00	$ -	$ -	$ 45,000.00	$ -	$ -	$ 45,000.00	
1193	605TME	Wagon Station 4WD Mitsubishi Pajero GLXR	STN WAGON	3 years or 60,000km	22/11/2013	183 340	Replacement Cost	$ 80,000.00			$ 80,000.00			$ 80,000.00			$ 80,000.00	Prado
							NPV	$ 35,000.00			$ 35,000.00			$ 35,000.00			$ 35,000.00	
							Budget	$ 45,000.00	$ -	$ -	$ 45,000.00	$ -	$ -	$ 45,000.00	$ -	$ -	$ 45,000.00	
1209	488ZDI	Mitsubishi Pajero GLX - NX8W46	STN WAGON	3 years or 60,000km	27/11/2019	50,758	Replacement Cost			$ 80,000			$ 80,000.00			$ 80,000.00		Prado
							NPV			$ 35,000			$ 35,000.00			$ 35,000.00		
							Budget	$ -	$ -	$ 45,000	$ -	$ -	$ 45,000.00	$ -	$ -	$ 45,000.00	$ -	
1216	008ZBI	Utility Toyota LC Military Workmate 4.5L	UTILITY 4X4	3 years or 60,000km	20/09/2016	179,074	Replacement Cost		$ 60,000.00			$ 60,000.00			$ 60,000.00			Hilux
							NPV		$ 25,000.00			$ 25,000.00			$ 25,000.00			
							Budget	$ -	$ 35,000.00	$ -	$ -	$ 35,000.00	$ -	$ -	$ 35,000.00	$ -	$ -	
1221	755RMM	Wagon Toyota Rav 4	STN WAGON	3 years or 60,000km	31/01/2011	105,505	Replacement Cost		$ 40,000.00			$ 40,000.00			$ 40,000.00			Rav2
							NPV		$ 15,000.00			$ 15,000.00			$ 15,000.00			
							Budget	$ -	$ 25,000.00	$ -	$ -	$ 25,000.00	$ -	$ -	$ 25,000.00	$ -	$ -	
1237	275XCC	Utility Colorado Holden Crew 4x4	UTILITY 4X4	3 years or 60,000km	28/02/2017	101,132	Replacement Cost	$ 60,000.00			$ 60,000.00			$ 60,000.00			$ 60,000.00	Hilux
							NPV	$ 25,000.00			$ 25,000.00			$ 25,000.00			$ 25,000.00	
							Budget	$ 35,000.00	$ -	$ -	$ 35,000.00	$ -	$ -	$ 35,000.00	$ -	$ -	$ 35,000.00	
1247	660XRW	Utility Toyota Hilux SR DCC	UTILITY 4X4	3 years or 60,000km	19/12/2017	140,356	Replacement Cost	$ 60,000.00			$ 60,000.00			$ 60,000.00			$ 60,000.00	Hilux
							NPV	$ 25,000.00			$ 25,000.00			$ 25,000.00			$ 25,000.00	
							Budget	$ 35,000.00	$ -	$ -	$ 35,000.00	$ -	$ -	$ 35,000.00	$ -	$ -	$ 35,000.00	
1258	633YJC	Utility Hilux 4x4 SR 2.8 Ltrs	UTILITY 4X4	3 years or 60,000km	17/09/2018	73,282	Replacement Cost		$ 60,000.00			$ 60,000.00			$ 60,000.00			Hilux
							NPV		$ 25,000.00			$ 25,000.00			$ 25,000.00			
							Budget	$ -	$ 35,000.00	$ -	$ -	$ 35,000.00	$ -	$ -	$ 35,000.00	$ -	$ -	
2011	YQ69FM	Trailer Tag Tri Axle	Float	Run to fail			Replacement Cost											
							NPV											
							Budget	$ -	$ -	$ -	$ -	$ -	$ -	$ -	$ -	$ -	$ -	
2071	000HTL	Garbage Truck CMPT 2.45T TOYO PL	Auction	7 years or 200,000km		155,821	Replacement Cost											
							NPV	$ 5,000.00										
							Budget	-$ 5,000.00	$ -	$ -	$ -	$ -	$ -	$ -	$ -	$ -	$ -	
2114	977IOD	AGITATOR 2.6M3 FORBES MITSUBISH TRUCK	Truck Concrete Agitator	7 years or 200,000km		64,831	Replacement Cost	$ 160,000.00					$ 160,000.00					Aggy
							NPV	$ 10,000.00					$ 80,000.00					
							Budget	$ 150,000.00	$ -	$ -	$ -	$ -	$ 80,000.00	$ -	$ -	$ -	$ -	
2146	757JYU	Truck 12.14 Tonne Mitsubishi Fuso FS52JS	Job Truck	5 years or 150,000km	27/06/2007	237,879	Replacement Cost		$ 130,000.00					$ 130,000.00				Truck
							NPV		$ 30,000.00					$ 30,000.00				
							Budget	$ -	$ 100,000.00	$ -	$ -	$ -	$ -	$ 100,000.00	$ -	$ -	$ -	
2158	912KOW	Truck Mitsubishi Fuso Fighter GVM 16.00	Job Truck	5 years or 150,000km	1/10/2008	222,091	Replacement Cost		$ 130,000.00					$ 130,000.00				Truck
							NPV		$ 30,000.00					$ 30,000.00				
							Budget	$ -	$ 100,000.00	$ -	$ -	$ -	$ -	$ 100,000.00	$ -	$ -	$ -	

2177	259XUG	Truck Mitsubishi Fuso Fighter FK600 10.4	Job Truck	5 years or 150,000km	1/10/2018	52,999	Replacement Cost			$ 130,000					$ 130,000.00			Truck
							NPV			$ 30,000					$ 30,000.00			
							Budget	$ -	$ -	$ 100,000	$ -	$ -	$ -	$ -	$ 100,000.00	$ -	$ -	
2199	064LWB	Truck Mitsubishi Fuso Fighter	Job Truck	5 years or 150,000km	1/10/2009	183,300	Replacement Cost	$ 155,000.00					$ 155,000.00					
							NPV	$ 40,000.00					$ 40,000.00					
							Budget	$ 115,000.00	$ -	$ -	$ -	$ -	$ 115,000.00	$ -	$ -	$ -	$ -	
2207	258XUG	Truck Mitsubishi Fuso Fighter FK600 10.4	Job Truck	5 years or 150,000km	31/01/2018	80,000	Replacement Cost			$ 130,000					$ 130,000.00			
							NPV			$ 30,000					$ 30,000.00			
							Budget	$ -	$ -	$ 100,000	$ -	$ -	$ -	$ -	$ 100,000.00	$ -	$ -	
2257		Water Tank & Spray Bar 16500 ltrs	Water Tank		29/09/2007		Replacement Cost											
							NPV											
							Budget	$ -	$ -	$ -	$ -	$ -	$ -	$ -	$ -	$ -	$ -	
2269	AX2918	TRAILER BOX VICTORIA	Trailer	Run to fail			Replacement Cost											
							NPV											
							Budget	$ -	$ -	$ -	$ -	$ -	$ -	$ -	$ -	$ -	$ -	
2279	414QOW	Trailer 8' x 5' Tandem Gav Std	Trailer	Run to fail	2011		Replacement Cost											
							NPV											
							Budget	$ -	$ -	$ -	$ -	$ -	$ -	$ -	$ -	$ -	$ -	
2288	140QPT	Trailer 3000 x 1500 x 400 Tandem Gav Std	Trailer	Run to fail	15/12/2008		Replacement Cost											
							NPV											
							Budget	$ -	$ -	$ -	$ -	$ -	$ -	$ -	$ -	$ -	$ -	
2298	142QPT	Trailer 3000 x 1500 x 400 Tandem Gav Std	Trailer	Run to fail	23/12/2008		Replacement Cost											
							NPV											
							Budget	$ -	$ -	$ -	$ -	$ -	$ -	$ -	$ -	$ -	$ -	
2307	746UGZ	Trailer 4.5 Tonne for Bobcat	Trailer	Run to fail	18/01/2008		Replacement Cost											
							NPV											
							Budget	$ -	$ -	$ -	$ -	$ -	$ -	$ -	$ -	$ -	$ -	
2319	004QDO	TRAILER NOTS DOG	Dog Trailer		2011		Replacement Cost											
							NPV											
							Budget	$ -	$ -	$ -	$ -	$ -	$ -	$ -	$ -	$ -	$ -	
2331	416MCX	Truck Isuzu Crew Cab NPS 250/300 4x4	TRUCK	7 years or 200,000km	15/03/2011	109,750	Replacement Cost	$ 120,000.00							$ 120,000.00			
							NPV	$ 30,000.00							$ 30,000.00			
							Budget	$ 90,000.00	$ -	$ -	$ -	$ -	$ -	$ -	$ 90,000.00	$ -	$ -	
2341	798RYF	Garbage Truck Rear Compactor Nissan UD	Rubbish Compactor	7 years or 200,000km	8/12/2011	52,526	Replacement Cost		$ 300,000.00							$ 300,000.00		
							NPV		$ 50,000.00							$ 100,000.00		
							Budget	$ -	$ 250,000.00	$ -	$ -	$ -	$ -	$ -	$ -	$ 200,000.00	$ -	
2343	696VTY	Garbage Truck	Auction	7 years or 200,000km	15/09/2015	32,620	Replacement Cost											
							NPV	$ 50,000.00										
							Budget	-$ 50,000.00	$ -	$ -	$ -	$ -	$ -	$ -	$ -	$ -	$ -	
2351	228QSX	Trailer Tandem 10 x 5 ft	Trailer	Run to fail	11/05/2011		Replacement Cost											
							NPV											
							Budget	$ -	$ -	$ -	$ -	$ -	$ -	$ -	$ -	$ -	$ -	
2371	725QSR	Trailer Dog Tri Axle With Tipper Body	Auction		14/09/2011		Replacement Cost											
							NPV											
							Budget	$ -	$ -	$ -	$ -	$ -	$ -	$ -	$ -	$ -	$ -	
2372		Water Tank Fitted	WATER TANK		14/09/2011		Replacement Cost											
							NPV											
							Budget	$ -	$ -	$ -	$ -	$ -	$ -	$ -	$ -	$ -	$ -	
2381	302RWP	Truck Tipper Twin Steer Mitsubishi	TRUCK	7 years or 200,000km	6/02/2012	181,797	Replacement Cost		$ 260,000.00							$ 260,000.00		
							NPV		$ 80,000.00							$ 80,000.00		
							Budget	$ -	$ 180,000.00	$ -	$ -	$ -	$ -	$ -	$ -	$ 180,000.00	$ -	
2403	470SXS	Truck Hino 4.06 T Tip 300Series Twin Cab	Job Truck	5 years or 150,000km	30/04/2013	74,078	Replacement Cost			$ 100,000					$ 100,000.00			
							NPV			$ 30,000					$ 30,000.00			
							Budget	$ -	$ -	$ 70,000	$ -	$ -	$ -	$ -	$ 70,000.00	$ -	$ -	
2413	049TOV	Truck Isuzi GIGA Tandem Axle with Crane	Truck	7 years or 200,000km	14/02/2014	137,757	Replacement Cost		$ 200,000.00							$ 260,000.00		
							NPV		$ 80,000.00							$ 80,000.00		
							Budget	$ -	$ 120,000.00	$ -	$ -	$ -	$ -	$ -	$ -	$ 180,000.00	$ -	
2424	539QXO	Trailer Box	TRAILER BOX	Run to fail	27/06/2014		Replacement Cost											
							NPV											
							Budget	$ -	$ -	$ -	$ -	$ -	$ -	$ -	$ -	$ -	$ -	
2434		Cold Room Calroy 1080 Baiting		Run to fail	30/06/2014		Replacement Cost											
							NPV											
							Budget	$ -	$ -	$ -	$ -	$ -	$ -	$ -	$ -	$ -	$ -	
2445		Lathe Hafco AL-356V and Tools	Workshop	Run to fail	25/05/2015		Replacement Cost											
							NPV											
							Budget	$ -	$ -	$ -	$ -	$ -	$ -	$ -	$ -	$ -	$ -	
2456		Water Tank with Spray Bars 17000LtrsElit	WATER TANK	Run to fail	12/01/2016		Replacement Cost											
							NPV											
							Budget	$ -	$ -	$ -	$ -	$ -	$ -	$ -	$ -	$ -	$ -	
2466	519UDD	Trailer 8'x5' Tandem Galv GVM 2 Tonne	TRAILER BOX	Run to fail	7/09/2016		Replacement Cost											
							NPV											
							Budget	$ -	$ -	$ -	$ -	$ -	$ -	$ -	$ -	$ -	$ -	
2477	950UFT	Trailer Car 3.2 Tonne GVM 5.3x1.95M	TRAILER BOX	Run to fail	26/10/2017		Replacement Cost											
							NPV											
							Budget	$ -	$ -	$ -	$ -	$ -	$ -	$ -	$ -	$ -	$ -	
2488	049XYH	Prime Mover Nissan UD GW470 Year 2009	PRIME MOVER	7 years or 200,000km	14/03/2018	350,005	Replacement Cost		$ 260,000.00						$ 260,000.00			
							NPV		$ 80,000.00						$ 80,000.00			
							Budget	$ -	$ 180,000.00	$ -	$ -	$ -	$ -	$ -	$ 180,000.00	$ -	$ -	
2498	YQ12DL	Water Tanker Semi 32,000ltr 2017 New	WATER TANK	Run to fail	18/01/2018		Replacement Cost											
							NPV											

							Budget	$ -	$ -	$ -	$ -	$ -	$ -	$ -	$ -	$ -	$ -	
2507	447UGC	Low Loader Platform Semi Haulmark	LOW LOADER S	Run to fail	12/03/2018		Replacement Cost											
							NPV											
							Budget	$ -	$ -	$ -	$ -	$ -	$ -	$ -	$ -	$ -	$ -	
2518	XQ74CX	Truck Iveco Eurocargo ML 150	Job Truck	5 years or 150,000km	2/10/2018	22,880	Replacement Cost			$ 130,000					$ 130,000.00			
							NPV			$ 40,000					$ 40,000.00			
							Budget	$ -	$ -	$ 90,000	$ -	$ -	$ -	$ -	$ 90,000.00	$ -	$ -	
2528	XQ92DI	Truck Hino 500 Series 1322 Crew ABS	Job Truck	5 years or 150,000km	6/11/2018	40,906	Replacement Cost			$ 130,000					$ 130,000.00			
							NPV			$ 40,000					$ 40,000.00			
							Budget	$ -	$ -	$ 90,000	$ -	$ -	$ -	$ -	$ 90,000.00	$ -	$ -	
2538	EO7872	Trailer Box 6x4 Single Axel	Trailer	Run to fail	1/08/2018		Replacement Cost											
							NPV											
							Budget	$ -	$ -	$ -	$ -	$ -	$ -	$ -	$ -	$ -	$ -	
2548	EO9772	Victoria Box Trailer	Trailer	Run to fail	30/06/2000		Replacement Cost											
							NPV											
							Budget	$ -	$ -	$ -	$ -	$ -	$ -	$ -	$ -	$ -	$ -	
2579	844UJS	Trailer Altow 3500C Galvanised Including	TRAILER	Run to fail	1/07/2000		Replacement Cost											
							NPV											
							Budget	$ -	$ -	$ -	$ -	$ -	$ -	$ -	$ -	$ -	$ -	
2580	XQ78LX	Truck Isuzu Medium Rigid Model FRRCG-D20	TRUCK	7 years or 200,000km	28/03/2011	15,238	Replacement Cost				$ 200,000.00							
							NPV				$ 50,000.00							
							Budget	$ -	$ -	$ -	$ 150,000.00	$ -	$ -	$ -	$ -	$ -	$ -	
2590	XQ77LX	Truck Isuzu M Rigid Tipper Mod FRRCG-B20	TRUCK	7 years or 200,000km	17/05/2005	17,699	Replacement Cost				$ 200,000.00							
							NPV				$ 50,000.00							
							Budget	$ -	$ -	$ -	$ 150,000.00	$ -	$ -	$ -	$ -	$ -	$ -	
2600	XQ-69Q0	Prime Mover Freightliner Argosy	Auction				Replacement Cost	$ 260,000.00										UD Prime Mover
							NPV	$ 290,000.00										
							Budget	-$ 30,000.00	$ -	$ -	$ -	$ -	$ -	$ -	$ -	$ -	$ -	
3051		Mower Ride On Husqvana LTH2142 & Catcher	MOWER	5 years	7/01/2013	62	Replacement Cost		$ 30,000.00					$ 30,000.00				
							NPV		$ 5,000.00					$ 5,000.00				
							Budget	$ -	$ 25,000.00	$ -	$ -	$ -	$ -	$ 25,000.00	$ -	$ -	$ -	
3083	09028C	Ferris Zero Turn Mower	MOWER	5 years	30/04/2010	776	Replacement Cost		$ 50,000.00					$ 50,000.00				
							NPV		$ 10,000.00					$ 10,000.00				
							Budget	$ -	$ 40,000.00	$ -	$ -	$ -	$ -	$ 40,000.00	$ -	$ -	$ -	
3101	C96320	Tractor Mower 4WD New Holland T1520	MOWER	5 years	21/11/2011	1,360	Replacement Cost		$ 80,000.00					$ 80,000.00				
							NPV		$ 10,000.00					$ 10,000.00				
							Budget	$ -	$ 70,000.00	$ -	$ -	$ -	$ -	$ 70,000.00	$ -	$ -	$ -	
3111	C94734	Mower Zero Turn Gravely	MOWER	5 years	19/10/2011	794	Replacement Cost	$ 36,000.00					$ 36,000.00					
							NPV	$ 5,000.00					$ 5,000.00					
							Budget	$ 31,000.00	$ -	$ -	$ -	$ -	$ 31,000.00	$ -	$ -	$ -	$ -	
3123		Howard EHD 180 Slasher 1.8m	Slasher	Run to fail	11/04/2013		Replacement Cost											
							NPV											
							Budget	$ -	$ -	$ -	$ -	$ -	$ -	$ -	$ -	$ -	$ -	
3135		Slasher Howard 1.35 TR-KI-NUG	Slasher	Run to fail	4/08/2014		Replacement Cost											
							NPV											
							Budget	$ -	$ -	$ -	$ -	$ -	$ -	$ -	$ -	$ -	$ -	
3136	55128C	Mower Zero Turn John Deer Z997R	MOWER	5 years	21/03/2017	1,380	Replacement Cost		$ 50,000.00					$ 50,000.00				
							NPV		$ 10,000.00					$ 10,000.00				
							Budget	$ -	$ 40,000.00	$ -	$ -	$ -	$ -	$ 40,000.00	$ -	$ -	$ -	
3148	63612C	Ferris Commercial Zero Mower	MOWER	5 years	9/11/2018	355	Replacement Cost			$ 50,000					$ 50,000.00			
							NPV			$ 10,000					$ 10,000.00			
							Budget	$ -	$ -	$ 40,000	$ -	$ -	$ -	$ -	$ 40,000.00	$ -	$ -	
3150	85379C	Mower Ferris Zero Turn 72inch Deck	MOWER	5 years	6/05/2020		Replacement Cost					$ 60,000.00					$ 60,000.00	
							NPV					$ 12,000.00					$ 12,000.00	
							Budget	$ -	$ -	$ -	$ -	$ 48,000.00	$ -	$ -	$ -	$ -	$ 48,000.00	
4012	C78352	Forklift Toyota Model 02.6FD25 2z0012909	Forklift	10 years	5/08/2002	7,421	Replacement Cost											
							NPV											
							Budget	$ -	$ -	$ -	$ -	$ -	$ -	$ -	$ -	$ -	$ -	
4058	C23544	Roller Multi-Tyre Cat PS300C 23 Tonne	ROLLER	5 years or 5000hrs	11/09/2008	7,421	Replacement Cost	$ 210,000.00					$ 210,000.00					
							NPV	$ 20,000.00					$ 50,000.00					
							Budget	$ 190,000.00	$ -	$ -	$ -	$ -	$ 160,000.00	$ -	$ -	$ -	$ -	
4068	C64349	Roller Multi Tyre Cat PF-300C	ROLLER	5 years or 5000hrs	11/09/2008	5,955	Replacement Cost	$ 210,000.00				$ 210,000.00						
							NPV	$ 20,000.00				$ 50,000.00						
							Budget	$ 190,000.00	$ -	$ -	$ -	$ 160,000.00	$ -	$ -	$ -	$ -	$ -	
4078	C58204	Roller Multi Tyre Cat PS-300C	ROLLER	5 years or 5000hrs	19/06/2009	8,063	Replacement Cost	$ 210,000.00						$ 210,000.00				
							NPV	$ 25,000.00						$ 50,000.00				
							Budget	$ 185,000.00	$ -	$ -	$ -	$ -	$ -	$ 160,000.00	$ -	$ -	$ -	
4088	C01586	Roller Padfoot 18 Tonne Cat CS-663E2	ROLLER	5 years or 5000hrs	19/06/2009	4,517	Replacement Cost	$ 230,000.00					$ 230,000.00					
							NPV	$ 25,000.00					$ 50,000.00					
							Budget	$ 205,000.00	$ -	$ -	$ -	$ -	$ 180,000.00	$ -	$ -	$ -	$ -	
4098	C47543	Roller Padfoot 18 Tonne Cat CS-663E2	ROLLER	5 years or 5000hrs	22/06/2009	3,984	Replacement Cost	$ 230,000.00					$ 230,000.00					
							NPV	$ 25,000.00					$ 50,000.00					
							Budget	$ 205,000.00	$ -	$ -	$ -	$ -	$ 180,000.00	$ -	$ -	$ -	$ -	
4108	C55939	Roller Vib Drum 15 T Model CS-663E2	ROLLER	5 years or 5000hrs	19/06/2009	1,460	Replacement Cost	$ 230,000.00						$ 230,000.00				
							NPV	$ 25,000.00						$ 50,000.00				
							Budget	$ 205,000.00	$ -	$ -	$ -	$ -	$ -	$ 180,000.00	$ -	$ -	$ -	
4111	C95712	Roller Double Drum 1.6 Tonne Amman	ROLLER	Run to fail	19/06/2009	186	Replacement Cost											
							NPV											
							Budget	$ -	$ -	$ -	$ -	$ -	$ -	$ -	$ -	$ -	$ -	
4122		Bombag Pedastal Roller	ROLLER	Run to fail	23/10/2012		Replacement Cost											
							NPV											
							Budget	$ -	$ -	$ -	$ -	$ -	$ -	$ -	$ -	$ -	$ -	
4138	70175C	Roller Pneumatic Caterpillar CW34	ROLLER	5 years or 5000hrs	22/09/2018	1,479	Replacement Cost			$ 210,000					$ 210,000.00			
							NPV			$ 20,000					$ 50,000.00			
							Budget	$ -	$ -	$ 190,000	$ -	$ -	$ -	$ -	$ 160,000.00	$ -	$ -	
4148	60070C	Roller Smooth Drum Vibratory Cat	ROLLER	5years or	4/102018	1,204	Replacement Cost				$ 210,000.00				$ 210,000.00			

4148	69973C	CS78B	ROLLER	5000hrs	4/10/2018	1,204	NPV				$ 20,000.00				$ 50,000.00		
							Budget	$ -	$ -	$ -	$ 190,000.00	$ -	$ -	$ -	$ 160,000.00	$ -	$ -
5013	73311C	Backhoe John Deer 2012	Backhoe	6 years or 4000hrs	28/03/2013	2,750	Replacement Cost		$ 150,000.00								
							NPV		$ 40,000.00								
							Budget	$ -	$ 110,000.00	$ -	$ -	$ -	$ -	$ -	$ -	$ -	$ -
5027	C59789	Loader Skid Steer Bobcat S205H	Bobcat	6 years or 4000hrs	29/01/2008	2,300	Replacement Cost	$ 120,000.00						$ 120,000.00			
							NPV	$ 20,000.00						$ 20,000.00			
							Budget	$ 100,000.00	$ -	$ -	$ -	$ -	$ -	$ 100,000.00	$ -	$ -	$ -
5033	C04056	Loader/Hitachi LX120	Loader	8 years or 8000hrs	12/12/2003	9,005	Replacement Cost										$ 350,000.00
							NPV										$ 50,000.00
							Budget	$ -	$ -	$ -	$ -	$ -	$ -	$ -	$ -	$ -	$ 300,000.00
5058	C64289	Loader 950H Cat	Loader	8 years or 8000hrs	20/03/2009	13,604	Replacement Cost	$ 480,000.00								$ 480,000.00	
							NPV	$ 40,000.00								$ 80,000.00	
							Budget	$ 440,000.00	$ -	$ -	$ -	$ -	$ -	$ -	$ -	$ 400,000.00	$ -
5063	17211C	Forklift 4 Tonne cat DP45N	Forklift	10 years	26/09/2013	1,172	Replacement Cost										
							NPV										
							Budget	$ -	$ -	$ -	$ -	$ -	$ -	$ -	$ -	$ -	$ -
5088	56236C	Tractor 5083E 100S John Deere	Tractor	6 years or 4000hrs	17/02/2018	423	Replacement Cost				$ 80,000.00						
							NPV				$ 25,000.00						
							Budget	$ -	$ -	$ -	$ 55,000.00	$ -	$ -	$ -	$ -	$ -	$ -
5099	83420C	Excavator Mini Hydraulic Caterpillar	EXCAVATOR	6 years or 4000hrs	27/02/2020		Replacement Cost					$ 60,000.00					
							NPV					$ 20,000.00					
							Budget	$ -	$ -	$ -	$ -	$ 40,000.00	$ -	$ -	$ -	$ -	$ -
6014	C23094	Grader CAT 140H	Grader	8 years or 8000hrs	28/01/2005	15,797	Replacement Cost	$ 550,000.00								$ 550,000.00	
							NPV	$ 80,000.00								$ 160,000.00	
							Budget	$ 470,000.00	$ -	$ -	$ -	$ -	$ -	$ -	$ -	$ 390,000.00	$ -
6025	C44252	Grader CAT 140H	Grader	8 years or 8000hrs	22/05/2006	13,568	Replacement Cost		$ 550,000.00								$ 550,000.00
							NPV		$ 80,000.00								$ 160,000.00
							Budget	$ -	$ 470,000.00	$ -	$ -	$ -	$ -	$ -	$ -	$ -	$ 390,000.00
6068	C52619	Excavator Cat CRS903	Excavator	6 years or 4000hrs	20/03/2009	3,429	Replacement Cost	$ 130,000.00						$ 130,000.00			
							NPV	$ 20,000.00						$ 30,000.00			
							Budget	$ 110,000.00	$ -	$ -	$ -	$ -	$ -	$ 100,000.00	$ -	$ -	$ -
6078	00412C	Grader Cat 12M Model 2012	Grader	8 years or 8000hrs	29/03/2018	6,012	Replacement Cost					$ 550,000.00					
							NPV					$ 120,000.00					
							Budget	$ -	$ -	$ -	$ -	$ 430,000.00	$ -	$ -	$ -	$ -	$ -
Rental	Hastings	Grader Cat 160M					Replacement Cost		$ 275,000.00				$ 550,000.00	$ -			
			Grader		2019	2,000	NPV						$ 160,000.00	$ -			
							Budget	$ -	$ 275,000.00	$ -	$ -	$ -	$ 390,000.00	$ -	$ -	$ -	$ -
New	Building	Hutment					Replacement Cost										
			Hut		2020		NPV										
							Budget	$ -	$ -	$ -	$ -	$ -	$ -	$ -	$ -	$ -	$ -
6515		Bore Pump SUNSUB SOLAR	Pump	Run to fail	23/06/2015		Replacement Cost										
							NPV										
							Budget	$ -	$ -	$ -	$ -	$ -	$ -	$ -	$ -	$ -	$ -
7094	096QKO	Caravan Traymark 6T9T21ABC40DRA004	Caravan	10 years	13/08/2004		Replacement Cost				$ 100,000.00						
							NPV				$ 30,000.00						
							Budget	$ -	$ -	$ -	$ 70,000.00	$ -	$ -	$ -	$ -	$ -	$ -
7104	098QKO	Caravan Traymark	Caravan	10 years	13/08/2004		Replacement Cost				$ 100,000.00						
							NPV				$ 70,000.00						
							Budget	$ -	$ -	$ -	$ 30,000.00	$ -	$ -	$ -	$ -	$ -	$ -
7114	884QLL	Caravan	Caravan	10 years	17/06/2005		Replacement Cost				$ 100,000.00						
							NPV				$ 30,000.00						
							Budget	$ -	$ -	$ -	$ 70,000.00	$ -	$ -	$ -	$ -	$ -	$ -
7124	893QLL	Caravan	Caravan	10 years	17/06/2005		Replacement Cost					$ 100,000.00					
							NPV					$ 30,000.00					
							Budget	$ -	$ -	$ -	$ -	$ 70,000.00	$ -	$ -	$ -	$ -	$ -
7136	883QMM	Traymark Caravan	Caravan	10 years	28/09/2006		Replacement Cost					$ 100,000.00					
							NPV					$ 30,000.00					
							Budget	$ -	$ -	$ -	$ -	$ 70,000.00	$ -	$ -	$ -	$ -	$ -
7146	885QMM	Traymark Caravan	Caravan	10 years	28/09/2006		Replacement Cost					$ 100,000.00					
							NPV					$ 30,000.00					
							Budget	$ -	$ -	$ -	$ -	$ 70,000.00	$ -	$ -	$ -	$ -	$ -
7168	399QNF	Caravan compass GIS 21ft	Caravan	10 years	10/07/2008		Replacement Cost					$ -					$ 100,000.00
							NPV					$ -					$ 30,000.00
							Budget	$ -	$ -	$ -	$ -	$ -	$ -	$ -	$ -	$ -	$ 70,000.00
7178	495QPG	Caravan Roadstar Vacationer	Caravan	10 years	10/07/2008		Replacement Cost			$ -	$ 100,000.00						
							NPV			$ -	$ 30,000.00						
							Budget	$ -	$ -	$ -	$ 70,000.00	$ -	$ -	$ -	$ -	$ -	$ -
7188	687QPR	Caravan Industrial 2 Man	Caravan	10 years	11/07/2008		Replacement Cost			$ 100,000							
							NPV			$ 30,000							
							Budget	$ -	$ -	$ 70,000	$ -	$ -	$ -	$ -	$ -	$ -	$ -
7198	686QPR	Caravan Industrial 2 Man	Caravan	10 years	11/07/2008		Replacement Cost										$ 100,000.00
							NPV										$ 30,000.00
							Budget	$ -	$ -	$ -	$ -	$ -	$ -	$ -	$ -	$ -	$ 70,000.00
7207	303QAY	Mobile Ablution Block	Caravan	10 years	26/05/2008		Replacement Cost										$ 100,000.00
							NPV										$ 30,000.00
							Budget	$ -	$ -	$ -	$ -	$ -	$ -	$ -	$ -	$ -	$ 70,000.00
7218	953QBO	Mobile Ablution Van	Caravan	10 years	12/07/2008		Replacement Cost										
							NPV										
							Budget	$ -	$ -	$ -	$ -	$ -	$ -	$ -	$ -	$ -	$ -
7228	288QAY	Mobile Ablution Van	Caravan	10 years	20/02/2009		Replacement Cost										
							NPV										
							Budget	$ -	$ -	$ -	$ -	$ -	$ -	$ -	$ -	$ -	$ -
7238	841QCL	Mobile Ablution Van	Caravan	10 years	23/04/2009		Replacement Cost										
							NPV										
							Budget	$ -	$ -	$ -	$ -	$ -	$ -	$ -	$ -	$ -	$ -
7248		Septic Pumping Tank	Plumbing		29/04/1999		Replacement Cost										
							NPV										
							Budget	$ -	$ -	$ -	$ -	$ -	$ -	$ -	$ -	$ -	$ -

7259		Septic Waste System Ablution 400	Abultion Systems	Run to fail	21/04/2008		Replacement Cost											
							NPV											
							Budget	$ -	$ -	$ -	$ -	$ -	$ -	$ -	$ -	$ -	$ -	
7269		Oceanclear Waste System	Abultion Systems	Run to fail	22/07/2008		Replacement Cost											
							NPV											
							Budget	$ -	$ -	$ -	$ -	$ -	$ -	$ -	$ -	$ -	$ -	
7279		Septic Waste System	Abultion Systems	Run to fail	13/06/2009		Replacement Cost											
							NPV											
							Budget	$ -	$ -	$ -	$ -	$ -	$ -	$ -	$ -	$ -	$ -	
7280	409QRH	Ocean Kleen Water Treatment Plant MS	Abultion Systems	Run to fail	28/06/2011		Replacement Cost											
							NPV											
							Budget	$ -	$ -	$ -	$ -	$ -	$ -	$ -	$ -	$ -	$ -	
7281		Generator 8KVA BTR ENG LISTER	Generator	Run to fail	2011		Replacement Cost											
							NPV											
							Budget	$ -	$ -	$ -	$ -	$ -	$ -	$ -	$ -	$ -	$ -	
7346		Generator Kubota KJ-T130	Generator	4 years or 20,000hrs	16/10/2006	8,021	Replacement Cost											
							NPV											
							Budget	$ -	$ -	$ -	$ -	$ -	$ -	$ -	$ -	$ -	$ -	
7398		Generator Kubota 30 KVA 3 Phase	Generator	4 years or 20,000hrs	12/11/2008		Replacement Cost											
							NPV											
							Budget	$ -	$ -	$ -	$ -	$ -	$ -	$ -	$ -	$ -	$ -	
7409		Ablution Block 20 ft Transport Tilt Tray	Abulution	10 years	12/11/2008		Replacement Cost											
							NPV											
							Budget	$ -	$ -	$ -	$ -	$ -	$ -	$ -	$ -	$ -	$ -	
7411	014QSV	Caravan Traymark Industrial	Caravan	10 years	7/06/2011		Replacement Cost			$ 100,000								
							NPV			$ 30,000								
							Budget	$ -	$ -	$ 70,000	$ -	$ -	$ -	$ -	$ -	$ -	$ -	
7421	015QSV	Caravan Traymark Industrial	Caravan	10 years	7/06/2011		Replacement Cost			$ 100,000								
							NPV			$ 30,000								
							Budget	$ -	$ -	$ 70,000	$ -	$ -	$ -	$ -	$ -	$ -	$ -	
7442		Generator Kubota 30KVA 3 Phase	Generator	4 years or 20,000hrs	26/04/2012	28,380	Replacement Cost		$ 50,000.00									
							NPV		$ 1,000.00									
							Budget	$ -	$ 49,000.00	$ -	$ -	$ -	$ -	$ -	$ -	$ -	$ -	
7462	580 QUQ	Waste Water Treatment Plant On Trailer	Abulution Systems	Run to fail	28/02/2013		Replacement Cost											
							NPV											
							Budget	$ -	$ -	$ -	$ -	$ -	$ -	$ -	$ -	$ -	$ -	
7473	313QWL	Caravan Kings 3 Man Pl # 7473	Caravan	10 years	4/07/2013		Replacement Cost			$ 100,000								
							NPV			$ 30,000								
							Budget	$ -	$ -	$ 70,000	$ -	$ -	$ -	$ -	$ -	$ -	$ -	
7483	312QWL	Caravan Kings 3 Man Pl # 7483	Caravan	10 years	4/07/2013		Replacement Cost			$ 100,000								
							NPV			$ 30,000								
							Budget	$ -	$ -	$ 70,000	$ -	$ -	$ -	$ -	$ -	$ -	$ -	
7493		Generator 50KVA	Generator	4 years or 20,000hrs	4/07/2013		Replacement Cost											
							NPV											
							Budget	$ -	$ -	$ -	$ -	$ -	$ -	$ -	$ -	$ -	$ -	
7504	713QYB	Caravan 2 Berth Traymark	Caravan	10 years	2706/2014		Replacement Cost			$ 100,000								
							NPV			$ 30,000								
							Budget	$ -	$ -	$ 70,000	$ -	$ -	$ -	$ -	$ -	$ -	$ -	
7515		Generator 33 KVA Caterpillar	Generator	4 years or 20,000hrs	12/06/2015		Replacement Cost											
							NPV											
							Budget	$ -	$ -	$ -	$ -	$ -	$ -	$ -	$ -	$ -	$ -	
7527		Generator C33DSC 30KVA Diesel	GENERATOR	4 years or 20,000hrs	25/07/2017		Replacement Cost											
							NPV											
							Budget	$ -	$ -	$ -	$ -	$ -	$ -	$ -	$ -	$ -	$ -	
7537		Generator C33DSC 30KVA Diesel	GENERATOR	4 years or 20,000hrs	25/07/2017		Replacement Cost											
							NPV											
							Budget	$ -	$ -	$ -	$ -	$ -	$ -	$ -	$ -	$ -	$ -	
7547		Generator C33DSC 30KVA Diesel	GENERATOR	4 years or 20,000hrs	25/07/2017		Replacement Cost											
							NPV											
							Budget	$ -	$ -	$ -	$ -	$ -	$ -	$ -	$ -	$ -	$ -	
7557		Site Office- Container	Donga	10 years	10/04/2014		Replacement Cost											
							NPV											
							Budget	$ -	$ -	$ -	$ -	$ -	$ -	$ -	$ -	$ -	$ -	
7568		Container 20ft High Cube Container	Container	Run to fail	20/02/2018		Replacement Cost											
							NPV											
							Budget	$ -	$ -	$ -	$ -	$ -	$ -	$ -	$ -	$ -	$ -	
7578		Container 20ft High Cube Near New	Container	Run to fail	20/02/2018		Replacement Cost											
							NPV											
							Budget	$ -	$ -	$ -	$ -	$ -	$ -	$ -	$ -	$ -	$ -	
7588		Site Office Atco	Donga	10 years	17/04/2018		Replacement Cost											
							NPV											
							Budget	$ -	$ -	$ -	$ -	$ -	$ -	$ -	$ -	$ -	$ -	
7598		Lunchroom	Donga	10 years	17/04/2018		Replacement Cost											
							NPV											
							Budget	$ -	$ -	$ -	$ -	$ -	$ -	$ -	$ -	$ -	$ -	
7618		Shelter Container Mounted 8mx6mx3.15m	Donga	10 years	22/02/2018		Replacement Cost											
							NPV											
							Budget	$ -	$ -	$ -	$ -	$ -	$ -	$ -	$ -	$ -	$ -	
7628		Transportable Building	Donga	10 years	5/04/20118		Replacement Cost											
							NPV											
							Budget	$ -	$ -	$ -	$ -	$ -	$ -	$ -	$ -	$ -	$ -	
7638		Accommodation Unit 3.4MX15M	Donga	10 years	29/03/2018		Replacement Cost											
							NPV											
							Budget	$ -	$ -	$ -	$ -	$ -	$ -	$ -	$ -	$ -	$ -	
7648		Lunch Room With Kitchen 3Mx6M	Donga	10 years	29/03/2018		Replacement Cost											
							NPV											

							Budget	$ -	$ -	$ -	$ -	$ -	$ -	$ -	$ -	$ -	$ -	
7658		Generator 44KVA in Acoustic Canopy	GENERATOR	4 years or 20,000hrs	3/05/2018		Replacement Cost											
							NPV											
							Budget	$ -	$ -	$ -	$ -	$ -	$ -	$ -	$ -	$ -	$ -	
7668	999UFH	Trailer Dual Axel With Electrical Brakes	TRAILER	Run to fail	3/05/2018		Replacement Cost											
							NPV											
							Budget	$ -	$ -	$ -	$ -	$ -	$ -	$ -	$ -	$ -	$ -	
7669		Accommodation Unit 2nd Hand X20170	Donga	10 years	24/04/2018		Replacement Cost											
							NPV											
							Budget	$ -	$ -	$ -	$ -	$ -	$ -	$ -	$ -	$ -	$ -	
7678		Kitchen RSN21 Used 10.8mX3.4m	Donga	10 years	31/05/2018		Replacement Cost											
							NPV											
							Budget	$ -	$ -	$ -	$ -	$ -	$ -	$ -	$ -	$ -	$ -	
7688		Generator Diesel BE Powereaser 5.5KVA	GENERATOR	Run to fail	3/08/2018		Replacement Cost											
							NPV											
							Budget	$ -	$ -	$ -	$ -	$ -	$ -	$ -	$ -	$ -	$ -	
7718		Container Storage 20 ft.	CONTAINER	Run to fail	19/07/2018		Replacement Cost											
							NPV											
							Budget	$ -	$ -	$ -	$ -	$ -	$ -	$ -	$ -	$ -	$ -	
7729		Generator Kubota - V3300	GENERATOR	Run to fail	10/12/2019		Replacement Cost											
							NPV											
							Budget	$ -	$ -	$ -	$ -	$ -	$ -	$ -	$ -	$ -	$ -	
7739		Generator Kubota- Low Boy	GENERATOR	Run to fail	10/12/2019		Replacement Cost											
							NPV											
							Budget	$ -	$ -	$ -	$ -	$ -	$ -	$ -	$ -	$ -	$ -	
7740		Generator Kubota GL6000 Low Boy	GENERATOR	Run to fail	6/02/2020		Replacement Cost											
							NPV											
							Budget	$ -	$ -	$ -	$ -	$ -	$ -	$ -	$ -	$ -	$ -	
7750		Power Board 63AMP 415V LBO2	POWER BOARD	Run to fail	12/03/2020		Replacement Cost											
							NPV											
							Budget	$ -	$ -	$ -	$ -	$ -	$ -	$ -	$ -	$ -	$ -	
7760		Power Board 63AMP 415V LBO3	POWER BOARD	Run to fail	12/03/2020		Replacement Cost											
							NPV											
							Budget	$ -	$ -	$ -	$ -	$ -	$ -	$ -	$ -	$ -	$ -	
7770		Power Board 63AMP 415V LBO4	POWER BOARD	Run to fail	12/03/2020		Replacement Cost											
							NPV											
							Budget	$ -	$ -	$ -	$ -	$ -	$ -	$ -	$ -	$ -	$ -	
7780		Power Board 63AMP 415V LBO5	POWER BOARD	Run to fail	12/03/2020		Replacement Cost											
							NPV											
							Budget	$ -	$ -	$ -	$ -	$ -	$ -	$ -	$ -	$ -	$ -	
7790		Power Board 63AMP 415V LBO6	POWER BOARD	Run to fail	12/03/2020		Replacement Cost											
							NPV											
							Budget	$ -	$ -	$ -	$ -	$ -	$ -	$ -	$ -	$ -	$ -	
7800		Power Board 63AMP 415V LBO7	POWER BOARD	Run to fail	12/03/2020		Replacement Cost											
							NPV											
							Budget	$ -	$ -	$ -	$ -	$ -	$ -	$ -	$ -	$ -	$ -	
7810		Accommodation Unit 4 Man	Donga	10 years	12/03/2020		Replacement Cost											
							NPV											
							Budget	$ -	$ -	$ -	$ -	$ -	$ -	$ -	$ -	$ -	$ -	
8046		Batching Plant Mobile 6M3	Concrete Batching Plant		7/09/2006		Replacement Cost											
							NPV											
							Budget	$ -	$ -	$ -	$ -	$ -	$ -	$ -	$ -	$ -	$ -	
8118		Edger Mathew's			2011		Replacement Cost											
							NPV											
							Budget	$ -	$ -	$ -	$ -	$ -	$ -	$ -	$ -	$ -	$ -	
8272	807QCP	Pump Regent 6In Lister Engine 35.9HP	Water Pump	Run to fail			Replacement Cost											
							NPV											
							Budget	$ -	$ -	$ -	$ -	$ -	$ -	$ -	$ -	$ -	$ -	
8325		Spray Unit Hardie 800LT 5.2HONDA MOTOR	Spray Unit	Run to fail			Replacement Cost											
							NPV											
							Budget	$ -	$ -	$ -	$ -	$ -	$ -	$ -	$ -	$ -	$ -	
8337		Quick Spray Unit 9SBE800PL	Spray Unit	Run to fail			Replacement Cost											
							NPV											
							Budget	$ -	$ -	$ -	$ -	$ -	$ -	$ -	$ -	$ -	$ -	
8347		Quick Spray Unit Model 9SBE800PL	Spray Unit	Run to fail			Replacement Cost											
							NPV											
							Budget	$ -	$ -	$ -	$ -	$ -	$ -	$ -	$ -	$ -	$ -	
8351	979UGN	Box Trailer	Trailer	Run to fail			Replacement Cost											
							NPV											
							Budget	$ -	$ -	$ -	$ -	$ -	$ -	$ -	$ -	$ -	$ -	
8389		Vacuum Billygoat KV600					Replacement Cost											
							NPV											
							Budget	$ -	$ -	$ -	$ -	$ -	$ -	$ -	$ -	$ -	$ -	
8405	183UBI	Emulsion Spray Trailer Mounted	Trailer	Run to fail			Replacement Cost											
							NPV											
							Budget	$ -	$ -	$ -	$ -	$ -	$ -	$ -	$ -	$ -	$ -	
8411		Fuel Tank	Fuel Tank	Run to fail			Replacement Cost											
							NPV											
							Budget	$ -	$ -	$ -	$ -	$ -	$ -	$ -	$ -	$ -	$ -	
8431		Fuel Tank	Fuel Tank	Run to fail			Replacement Cost											
							NPV											
							Budget	$ -	$ -	$ -	$ -	$ -	$ -	$ -	$ -	$ -	$ -	
8508		Fuel Tank 400Ltrs	Fuel Tank	Run to fail			Replacement Cost											
							NPV											
							Budget	$ -	$ -	$ -	$ -	$ -	$ -	$ -	$ -	$ -	$ -	

8521		Fuel Tank Diesel 2500 Ltrs	FUEL TANK	Run to fail			Replacement Cost											
							NPV											
							Budget	$ -	$ -	$ -	$ -	$ -	$ -	$ -	$ -	$ -	$ -	
8531		Fuel Tank Diesel 2500 Ltrs	FUEL TANK	Run to fail			Replacement Cost											
							NPV											
							Budget	$ -	$ -	$ -	$ -	$ -	$ -	$ -	$ -	$ -	$ -	
8541		Fuel Tank Diesel 2500 Ltrs	FUEL TANK	Run to fail			Replacement Cost											
							NPV											
							Budget	$ -	$ -	$ -	$ -	$ -	$ -	$ -	$ -	$ -	$ -	
8551		Fuel Tank Diesel 2500 Ltrs	FUEL TANK	Run to fail			Replacement Cost											
							NPV											
							Budget	$ -	$ -	$ -	$ -	$ -	$ -	$ -	$ -	$ -	$ -	
8621		Spray Unit Field 6.5HP Honda Motor	SPRAY UNIT	Run to fail			Replacement Cost											
							NPV											
							Budget	$ -	$ -	$ -	$ -	$ -	$ -	$ -	$ -	$ -	$ -	
8651		Spray Tank Fire Fighter US800/FF	SPRAY UNIT	Run to fail			Replacement Cost											
							NPV											
							Budget	$ -	$ -	$ -	$ -	$ -	$ -	$ -	$ -	$ -	$ -	
8662		Fuel Tank 500 Ltrs	Fuel Tank	Run to fail			Replacement Cost											
							NPV											
							Budget	$ -	$ -	$ -	$ -	$ -	$ -	$ -	$ -	$ -	$ -	
8673		6 inch Water Pump	Water Pump	Run to fail			Replacement Cost											
							NPV											
							Budget	$ -	$ -	$ -	$ -	$ -	$ -	$ -	$ -	$ -	$ -	
8693		Air Compressor (Workshop)	Workshop	Run to fail			Replacement Cost											
							NPV											
							Budget	$ -	$ -	$ -	$ -	$ -	$ -	$ -	$ -	$ -	$ -	
8705		Generator 110KVA 3 Phase Perkins	Generator	4 years or 20,000hrs			Replacement Cost											
							NPV											
							Budget	$ -	$ -	$ -	$ -	$ -	$ -	$ -	$ -	$ -	$ -	
8706		RACAS System					Replacement Cost											
							NPV											
							Budget	$ -	$ -	$ -	$ -	$ -	$ -	$ -	$ -	$ -	$ -	
8716		Sprayer Field Commando 1000Ltrs	SPRAY UNIT	Run to fail			Replacement Cost											
							NPV											
							Budget	$ -	$ -	$ -	$ -	$ -	$ -	$ -	$ -	$ -	$ -	
8719	EQ9838	DataStar VSAT Trailer 1	Sat Trailer	Run to fail			Replacement Cost											
							NPV											
							Budget	$ -	$ -	$ -	$ -	$ -	$ -	$ -	$ -	$ -	$ -	
8727		Truck Tyre Changer Bright	Workshop	Run to fail			Replacement Cost											
							NPV											
							Budget	$ -	$ -	$ -	$ -	$ -	$ -	$ -	$ -	$ -	$ -	
8729	EQ9839	DataStar VSAT Trailer 2	Sat Trailer	Run to fail			Replacement Cost											
							NPV											
							Budget	$ -	$ -	$ -	$ -	$ -	$ -	$ -	$ -	$ -	$ -	
8737		Wheel Balancer Bright (Workshop)	Workshop	Run to fail			Replacement Cost											
							NPV											
							Budget	$ -	$ -	$ -	$ -	$ -	$ -	$ -	$ -	$ -	$ -	
8748		Pump Honda GX Water	PUMP WATER	Run to fail			Replacement Cost											
							NPV											
							Budget	$ -	$ -	$ -	$ -	$ -	$ -	$ -	$ -	$ -	$ -	
8758		Fogger Vehicle Mounted		Run to fail			Replacement Cost											
							NPV											
							Budget	$ -	$ -	$ -	$ -	$ -	$ -	$ -	$ -	$ -	$ -	
8769		Pump 3 inch Davey Yanmar Engine Diesel	PUMP WATER	Run to fail			Replacement Cost											
							NPV											
							Budget	$ -	$ -	$ -	$ -	$ -	$ -	$ -	$ -	$ -	$ -	
8778		Machine Control 3D Ready System Trimble	MACHINE CONT	Run to fail			Replacement Cost											
							NPV											
							Budget	$ -	$ -	$ -	$ -	$ -	$ -	$ -	$ -	$ -	$ -	
8789		Pump 3 inch Flood Fighter Yanmar Diesel	PUMP WATER	Run to fail			Replacement Cost											
							NPV											
							Budget	$ -	$ -	$ -	$ -	$ -	$ -	$ -	$ -	$ -	$ -	
8799	ET7730	Data Star VSAT Trailer 3	DATA SAT VAS	Run to fail			Replacement Cost											
							NPV											
							Budget	$ -	$ -	$ -	$ -	$ -	$ -	$ -	$ -	$ -	$ -	
8809	ET7731	DataStar VSAT Trailer 4	DATA SAT VAS	Run to fail			Replacement Cost											
							NPV											
							Budget	$ -	$ -	$ -	$ -	$ -	$ -	$ -	$ -	$ -	$ -	
8810		400lt Fuel Tank - Rapid Genius	Fuel Tank	Run to fail			Replacement Cost											
							NPV											
							Budget	$ -	$ -	$ -	$ -	$ -	$ -	$ -	$ -	$ -	$ -	
8821		Tilt Back Tyre Changer (ECO)	Workshop	Run to fail			Replacement Cost											
							NPV											
							Budget	$ -	$ -	$ -	$ -	$ -	$ -	$ -	$ -	$ -	$ -	
8831		Fuel Tank Diesel 2400Litre (Fitted)	Fuel Tank	Run to fail			Replacement Cost											
							NPV											
							Budget	$ -	$ -	$ -	$ -	$ -	$ -	$ -	$ -	$ -	$ -	
							Repalcement Cost	$ 3,973,290.00	$ 2,821,290.00	$ 1,641,290.00	$ 1,791,290.00	$ 1,761,290.00	$ 1,182,290.00	$ 1,861,290.00	$ 2,051,290.00	$ 2,011,290.00	$ 1,961,290.00	
							NPV	$ 1,000,000.00	$ 736,000.00	$ 450,000.00	$ 575,000.00	$ 522,000.00	$ 505,000.00	$ 515,000.00	$ 620,000.00	$ 570,000.00	$ 582,000.00	
							Budget Est.	$ 2,952,000.00	$ 2,359,000.00	$ 1,190,000.00	$ 1,185,000.00	$ 1,238,000.00	$ 1,226,000.00	$ 1,315,000.00	$ 1,430,000.00	$ 1,440,000.00	$ 1,348,000.00	
							Budget Target	$ 1,200,000.00	$ 1,200,000.00	$ 1,200,000.00	$ 1,200,000.00	$ 1,200,000.00	$ 1,200,000.00	$ 1,200,000.00	$ 1,200,000.00	$ 1,200,000.00	$ 1,200,000.00	
							Variance	-$ 1,752,000.00	-$ 1,159,000.00	$ 10,000.00	$ 15,000.00	-$ 38,000.00	-$ 26,000.00	-$ 115,000.00	-$ 230,000.00	-$ 240,000.00	-$ 148,000.00	

Hutment will not be plant but a building
Missing 3 truck and water trailers
Patching turck

Vac Trailer
ATV?