



# Etheridge Shire Council

---

## NOTICE OF MEETING

---

**Meeting:** General Meeting

**Date:** Wednesday, 21<sup>st</sup> June 2023

**Location:** **Council Chambers,  
Georgetown**

**Commencing:** **9.00am**

**Councillors:** Cr Hughes  
Cr Royes  
Cr Haase  
Cr Gallagher  
Cr Barns

## Agenda Attached

Ken Timms  
CHIEF EXECUTIVE OFFICER

## Local Government Act 2009

The principles (s4(2)) of the Act are:

- Transparent and effective processes, and decision-making in the public interest
- Sustainable development and management of assets and infrastructure, and delivery of effective services
- Democratic representation, social inclusion and meaningful community engagement
- Good governance of, and by, local government
- Ethical and legal behavior of councillors and local government employees

## S.275 – Local Government Regulation 2012

### 275 Closed meetings

- (1) A local government or committee may resolve that a meeting be closed to the public if its councillors or members consider it necessary to close the meeting to discuss –
  - Appointment, dismissal or discipline of a CEO or a BCC senior executive employee
  - Legal advice obtained by the Council or legal proceedings involving the Council
  - Matters that may directly affect the health and safety of an individual or group
  - Negotiations relating to a commercial matter involving the Council
  - Negotiations relating to the taking of land by the Council under the *Acquisition of Land Act 1967*
  - A matter required to be kept confidential under a law of, or formal arrangement with, the Commonwealth or a State
  - Industrial matters affecting employees
  - The Council budget
  - Rating concessions
- (2) A resolution that a meeting be closed must state the nature of the matters to be considered while the meeting is closed.
- (3) A local government or committee must not make a resolution (other than a procedural resolution) in a closed meeting.

### Conflict of Interest Obligations

Reference is made to Section 150EL of the Local Government Act 2009. Specifically, the obligation of Councillors when they first become aware they have a conflict of interest to make the Chief Executive Officer aware in writing or if in a meeting, ensure they declare immediately.

## AGENDA

1. OPENING OF THE MEETING AND SIGNING OF THE ATTENDANCE BOOK
2. ACKNOWLEDGEMENT TO COUNTRY
3. PRAYER
4. APOLOGIES, CONDOLENCES AND CONGRATULATIONS
5. CONFIRMATION OF GENERAL MEETING MINUTES
6. CONSIDERATION OF BUSINESS ARISING FROM GENERAL MEETING MINUTES
7. CONSIDERATION OF DCS OPEN SESSION REPORTS
8. CONSIDERATION OF DES OPEN SESSION REPORTS
9. CONSIDERATION OF CEO OPEN SESSION REPORTS
10. CONSIDERATION OF OPEN ADDENDUM REPORTS
11. CONSIDERATION OF GENERAL BUSINESS
12. CONCLUSION

## **TABLE OF CONTENTS**

|   |  |               |
|---|--|---------------|
| <b>CONFIRMATION OF GENERAL MEETING MINUTES</b>  |  |               |
| General Meeting – 17 May 2023   |  | <b>5-12</b>   |
| <b>CONSIDERATION OF BUSINESS ARISING</b>  |  |               |
| Business Arising  |  | <b>13-14</b>  |
| <b>CONSIDERATION OF OPEN SESSION REPORTS</b>  |  |               |
| <b>DIRECTOR CORPORATE SERVICES</b>  |  |               |
| <b>Briefing Report</b>  |  | <b>15-17</b>  |
| <b>1</b>  |  |               |
| Financial Performance (Actual v Budget) for the period 1 July 2022 to 31 <sup>st</sup> May 2023 |  | <b>18-44</b>  |
| <b>2</b>  |  |               |
| Asset Capitalisation Thresholds & Useful Life Determination                                     |  | <b>45-49</b>  |
| <b>3</b>  |  |               |
| Community Assistance – In Kind  |  | <b>50-51</b>  |
| <b>4</b>  |  |               |
| Community Assistance - Sponsorship  |  | <b>52-53</b>  |
| <b>5</b>  |  |               |
| Community Assistance - Grants   |  | <b>54-56</b>  |
| <b>DIRECTOR ENGINEERING SERVICES</b>  |  |               |
| <b>Briefing Report</b>  |  | <b>57-58</b>  |
| <b>CHIEF EXECUTIVE OFFICER</b>  |  |               |
| <b>Briefing Report</b>  |  | <b>TBA</b>    |
| <b>1</b>  |  |               |
| Application for Agricultural Show Public Holiday  |  | <b>59-61</b>  |
| <b>2</b>  |  |               |
| LGAQ Annual Conference  |  | <b>62-63</b>  |
| <b>FOR YOUR INFORMATION</b>   |  |               |
| <b>For Your Information</b>   |  | <b>64-104</b> |





# Etheridge Shire Council

## UNCONFIRMED MINUTES

GENERAL MEETING OF  
ETHERIDGE SHIRE COUNCIL  
HELD AT COUNCIL CHAMBERS, GEORGETOWN  
ON WEDNESDAY, 17<sup>TH</sup> MAY 2023  
COMMENCING AT 9.00AM

**ETHERIDGE SHIRE COUNCIL  
MINUTES OF THE GENERAL MEETING  
HELD AT COUNCIL CHAMBERS, GEORGETOWN  
ON WEDNESDAY 17<sup>TH</sup> MAY 2023  
COMMENCING AT 9.00AM**

**ATTENDANCE**

Cr. Barry Hughes  
Cr. Joe Haase  
Cr. Tony Gallagher  
Cr. Cameron Barns

**OFFICERS PRESENT**

Mr. Ken Timms, Chief Executive Officer  
Mr. Neil Crotty, Acting Chief Executive Officer  
Mr. Andrew McKenzie, Director Corporate Services  
Mrs. Renee Bester, Executive Assistant

**APOLOGIES**

Cr. Laurel Royes

The Chair declared the meeting open at 9.00am and welcomed all in attendance.

***ACKNOWLEDGEMENT TO COUNTRY***

“We would like to acknowledge the traditional owners of this land and pay our respects to the Elders past, present and future for they hold the history, cultural practice, and traditions, of their people.”

***PRAYER***

“We ask that today you give us wisdom to make good decisions to benefit our communities. Help us see what will benefit our shire and give us hearts to serve others. Amen”.

***DECLARATION OF CONFLICTS OF INTEREST***

Nil

***APOLOGIES, CONDOLENCES AND CONGRATULATIONS***

**RESOLUTION:**

That the request received by Cr. Royes for a leave of absence (apology) be accepted for the General Meeting of Council held on 17<sup>th</sup> May 2023.

**MOVED:** Cr. Barnes

**SECONDED:** Cr. Haase

**CARRIED  
RESOLUTION #23.05.01  
4/0**

Condolences to the family of Kevin Brix.

Condolences to the family of Bill Tincknell.

Congratulations to Dan & Kassie Sheahan on the birth of their daughter Penny.

***CONSIDERATION OF MINUTES***

**General Meeting Minutes – Wednesday 19<sup>th</sup> April 2023**

Corrections:

Nil

**RESOLUTION:**

That the Minutes of the General Council Meeting held at Georgetown on Wednesday 19<sup>th</sup> April 2023 be confirmed.

**MOVED:** Cr. Gallagher

**SECONDED:** Cr. Hughes

**CARRIED**  
**RESOLUTION #23.05.02**  
**4/0**

### Special Meeting Minutes – Friday 5<sup>th</sup> May 2023

Corrections:

Nil

RESOLUTION:

That the Minutes of the Special Council Meeting held at Georgetown on Friday 5<sup>th</sup> May 2023 be confirmed.

**MOVED:** Cr. Barnes

**SECONDED:** Cr. Gallagher

**CARRIED**  
**RESOLUTION #23.05.03**  
**4/0**

## ***BUSINESS ARISING FROM GENERAL MINUTES***

Cr Haase

#22.12.15 Surveillance cameras on road closed signs. DES to address in June briefing report.

#22.07.22 De-maining of Forsayth Road including comprehensive report to be presented to Council.

#22.04.08 Land Use Studies and correspondence progress.

#23.02.07 Two-part resolution (development of an integrated Mosquito Management Plan).

Cr. Barnes

#23.03.10 TMR Pit Endorsement – DES advised this is ongoing with regards to (a) gravel quantity and quality, (b) rehabilitation requirements & (c) ILUA

#23.02.06 Georgetown Independent Living Facility Funding – progress update

#22.01.09 Forsayth Waste Transfer Station – Survey completed and Trinity are working on design. Interim solution requested pending compaction.

Cr. Gallagher

#23.04.18 Confirmation that this is for the Mt Surprise Bus Shelter and location

Cr. Hughes

#23.01.14 TMR Digital Signage

## ***CONSIDERATION OF OPEN SESSION REPORTS***

### ***Director Corporate Services***

#### ***1. Briefing Report***

RESOLUTION

That Council acknowledges and receives the Director of Corporate Services' Briefing Report.

**MOVED:** Cr. Barnes

**SECONDED:** Cr. Haase

**CARRIED**  
**RESOLUTION #23.05.04DCS**  
**4/0**

**ADJOURNMENT**

Council adjourned the meeting for Morning Tea at 10:08am.

**RESUMPTION**

Council resumed the meeting at 10:28 am

RESOLUTION

Council resolve to suspend standing orders.

**MOVED:** Cr. Haase

**SECONDED:** Cr. Barnes

**CARRIED**  
**RESOLUTION #23.05.05DCS**  
**4/0**

**ATTENDANCE**

Liz Taylor entered the meeting to discuss Land Use in Mt Surprise at 10.31am pm and left the meeting at 11.44am.

RESOLUTION

Council resolve to resume standing orders.

**MOVED:** Cr. Barnes

**SECONDED:** Cr. Gallagher

**CARRIED**  
**RESOLUTION #23.05.06DCS**  
**4/0**

**2. Financial Performance (Actual vs. Budget) for the period 1 July 2022 to 30 April 2023**

EXECUTIVE SUMMARY

Section 204 of the Local Government Regulation 2012 requires the Chief Executive Officer to present a Financial Report of its accounts to the Local Government at least monthly.

RESOLUTION

That Council pursuant Section 204 of the *Local Government Regulation 2012*, resolve to adopt the monthly Financial Report the period ending 30<sup>th</sup> April 2023, as presented.

**MOVED:** Cr. Hughes

**SECONDED:** Cr. Barnes

**CARRIED**  
**RESOLUTION #23.05.07DCS**  
**4/0**

**ADJOURNMENT**

Council adjourned the meeting for Lunch at 12.28pm.

**RESUMPTION**

Council resumed the meeting at 1:20pm.

**3. Aged Care Advisory Committee Meeting**

EXECUTIVE SUMMARY

The Aged Care Advisory Committee met on the 3<sup>rd</sup> May 2023. A copy of the Meeting Minutes is presented for Council's information.

RESOLUTION

That Council receive the minutes of the Aged Care Advisory Committee meeting held 3<sup>rd</sup> May 2023.

**MOVED:** Cr. Gallagher

**SECONDED:** Cr. Barns

**CARRIED**  
**RESOLUTION #23.05.08DCS**  
**4/0**

#### **4. *Review of Borrowing Policy***

##### EXECUTIVE SUMMARY

Council resolved to apply for a new loan facility to fund the Georgetown Independent Living Facility for the Aged and Green St Staff Housing Project, with the intent to seek grants to offset the need to draw down the loan facility. In line with this resolution, and Council's decision at its Special Meeting held 5<sup>th</sup> May 2023, Council is required to update its long-term financial forecast model, long-term cash flow forecast, and Borrowing Policy to recognise the new loan.

To this end, the Borrowing Policy adopted at Council's July 2022 Budget Meeting, has been updated. Council is requested to adopt the revised Policy.

##### RESOLUTION

That Council adopt the revised 2022-23 Borrowing Policy, as presented.

**MOVED:** Cr. Haase

**SECONDED:** Cr. Hughes

**CARRIED**  
**RESOLUTION #23.05.09DCS**  
**4/0**

#### **5. *Georgetown Walking Network Plan***

##### EXECUTIVE SUMMARY

Georgetown Walking Network Plan

##### RESOLUTION

That Council adopt the Georgetown Walking Network Plan as tabled.

**MOVED:** Cr. Barnes

**SECONDED:** Cr. Haase

**CARRIED**  
**RESOLUTION #23.05.10DCS**  
**4/0**

### ***CONSIDERATION OF OPEN SESSION REPORTS***

#### ***Director Of Engineering Services***

#### **6. *Briefing Report***

##### RESOLUTION

That Council acknowledges and receives the Director of Engineering's Briefing Report.

**MOVED:** Cr. Hughes

**SECONDED:** Cr. Barns

**CARRIED**  
**RESOLUTION #23.05.11DES**  
**4/0**

**CONSIDERATION OF OPEN SESSION REPORTS**

**Chief Executive Officer**

**7. Briefing Report**

RESOLUTION

That Council acknowledges and receives the Chief Executive Officer's Briefing Report.

**MOVED:** Cr. Haase

**SECONDED:** Cr. Barnes

**CARRIED  
RESOLUTION #23.05.12CEO  
4/0**

EXECUTIVE SUMMARY

Etheridge Shire Council received correspondence dated 24<sup>th</sup> March 2023 from Georgetown Horse & Pony Club requesting to be removed from the lease over land located at Lot 18 CP850073.

RESOLUTION

That Council resolve to:

- a) Receive and accept correspondence from the Georgetown Horse & Pony Club Inc (ABN 63 056 246 281) also known as Georgetown Campdraft to relinquish the shire lease that they currently hold over Lot 18 on Plan CP850073 described as the Rodeo Grounds, Hayman Street, Georgetown.
- b) Relinquish the lease as of 17<sup>th</sup> May 2023 and Council resume responsibility for the Georgetown Equestrian Grounds located at Hayman Street (Lot 18 on Plan CP850073)
- c) Consult the affected clubs with regard to the future use of the Georgetown Equestrian Grounds.

**MOVED:** Cr. Haase

**SECONDED:** Cr. Hughes

**CARRIED  
RESOLUTION #23.05.13CEO  
3/1**

EXECUTIVE SUMMARY

Etheridge Shire Council received correspondence dated 17<sup>th</sup> April 2023 from Gulf Stockman's Challenge Club Inc. regarding their recent incorporation, in addition to requesting information regarding Council's community assistance process.

RESOLUTION

That Council resolve to:

- a) Receive and accept correspondence from the Gulf Stockman's Challenge Club Inc and advise that they can apply for assistance via Council's Community Assistance policy.
- b) Wish the newly incorporated club well with their future endeavours for the benefit of the community.

**MOVED:** Cr. Barnes

**SECONDED:** Cr. Hughes

**CARRIED  
RESOLUTION #23.05.14CEO  
4/0**

EXECUTIVE SUMMARY

Etheridge Shire Council received correspondence dated 14<sup>th</sup> May 2023 from J & J Jorgensen regarding town planning matters.

RESOLUTION

That Council resolve to:

- a) Receive and accept correspondence from J & J Jorgensen and request that they attend a meeting with the Chief Executive Officer.

**MOVED:** Cr. Gallagher

**SECONDED:** Cr. Haase

**CARRIED**  
**RESOLUTION #23.05.15CEO**  
**4/0**

#### **ATTENDANCE**

Mr Neil Crotty left the meeting at 3.40 pm and returned at 3.42 pm

### **8. Appointment of Acting CEO**

#### EXECUTIVE SUMMARY

The Local Government Act 2009 section 195 states that:

A local government may appoint a qualified person to act as the chief executive officer during –

- (a) Any vacancy, or all vacancies, in the position; or
- (b) Any period, or all periods, when the Chief Executive Officer is absent from duty or cannot, for another reason, perform the chief executive officers responsibilities.

Current Chief Executive Officer, Ken Timms, has applied to the Chair for a period of leave of two weeks which has been approved.

#### RESOLUTION

That Council resolve to appoint Mr Neil Crotty as acting Chief Executive Officer for the period 20<sup>th</sup> May 2023 through to 5<sup>th</sup> June 2023.

**MOVED:** Cr. Hughes

**SECONDED:** Cr. Haase

**CARRIED**  
**RESOLUTION #23.05.16CEO**  
**4/0**

#### EXECUTIVE SUMMARY

Etheridge Shire Council received correspondence dated 28<sup>th</sup> April 2023 from Einasleigh Progress Association regarding the abolishment of Night Cart Lane.

#### RESOLUTION

That Council resolve to:

- a. Receive and accept correspondence from Einasleigh Progress Association regarding the Night Cart Lane, Einasleigh.
- b. Seek further information and report back via a drop in meeting with possible options.

**MOVED:** Cr. Hughes

**SECONDED:** Cr. Haase

**CARRIED**  
**RESOLUTION #23.05.17CEO**  
**4/0**

#### EXECUTIVE SUMMARY

Etheridge Shire Council received correspondence from multiple agistees regarding current Town Common Policies.

#### RESOLUTION

That Council resolve to:





| Business Arising               |   |         |  |             |
|--------------------------------|---|---------|--|-------------|
| 17th May 2023                  |   |         |  |             |
| #                              | Resolution  | Officer | Action Taken   | Progress    |
| 23.05.08                       | That Council receive the minutes of the Aged Care Advisory Committee meeting held 3 <sup>rd</sup> May 2023.   | DCS     | No action required   | Complete    |
| 23.05.09                       | That Council adopt the revised 2022-23 Borrowing Policy, as presented.  | DCS     | Forwarded to DSDILGP plus displayed on website   | Complete    |
| 23.05.10                       | That Council adopt the Georgetown Walking Network Plan as tabled.   | DCS     | Forwarded to DTMR as part of grant acquittal   | Complete    |
| 23.05.13                       | That Council resolve to:<br>a)Receive and accept correspondence from the Georgetown Horse & Pony Club Inc (ABN 63 056 246 281) also known as Georgetown Campdraft to relinquish the shire lease that they currently hold over Lot 18 on Plan CP850073 described as the Rodeo Grounds, Hayman Street, Georgetown.<br>b)Relinquish the lease as of 17th May 2023 and Council resume responsibility for the Georgetown Equestrian Grounds located at Hayman Street (Lot 18 on Plan CP850073)<br>c)Consult the affected clubs with regard to the future use of the Georgetown Equestrian Grounds. | CEO     | Letter sent and meeting to be held.  | In progress |
| 23.05.14                       | That Council resolve to:<br>a)Receive and accept correspondence from the Gulf Stockman's Challenge Club Inc and advise that they can apply for assistance via Council's Community Assistance policy.<br>b)Wish the newly incorporated club well with their future endeavours for the benefit of the community.  | DCS     | Letter sent to the club  | Complete    |
| 23.05.15                       | That Council resolve to:<br>a)Receive and accept correspondence from J & J Jorgensen and request that they attend a meeting with the Chief Executive Officer.   | CEO     | Correspondence sent and meeting held.  | Complete    |
| 23.05.16                       | That Council resolve to appoint Mr Neil Crotty as acting Chief Executive Officer for the period 20 <sup>th</sup> May 2023 through to 5 <sup>th</sup> June 2023.   | CEO     | Arrangement organised.   | Complete    |
| 23.05.17                       | That Council resolve to:<br>a.Receive and accept correspondence from Einasleigh Progress Association regarding the Night Cart Lane, Einasleigh.<br>b.Seek further information and report back via a drop in meeting with possible options.  | CEO     | Investigation options.   | Complete    |
| 23.05.18                       | That Council resolve to:<br>a.Advise all current users of the Einasleigh Common that Council is giving further consideration to the current Town Common Policy and agistees will be informed in due course.   | DCS     | Letter sent to agistees  | Complete    |
| Outstanding Business           |   |         |  |             |
| 5th May 2023 - Special Meeting |   |         |  |             |
| #                              | Resolution  | Officer | Action Taken   | Progress    |
| 23.05.04SP                     | That Council resolves to accept the following Tender from Bay Investments Pty Ltd trading as Oly Homes for Six (6) x 2 Bedroom Modular Homes, Mandatory Inclusions for the Independent Living Facility Stage 1. Lot 5 Racecourse Road. Oly homes to Build Deliver Install and Complete the Six homes by end of March 2024.<br><br>Address Recommended Tender Purchase Price GST Excl<br>Lot 5 Racecourse Road Bay Investments QLD P/L, T/A Oly Homes \$1,703,263.32   | DCS     | No action taken until confirmation of funding sources (grants / loans). Applications for both have been submitted and are under assessment by the funding bodies | In progress |
| 23.05.05SP                     | That Council resolves to accept the following Tender from Bay Investments Pty Ltd trading as Oly Homes for Six (6) x 2 Bedroom Modular Homes, Mandatory Inclusions for the Staff Housing Project at 8 Green Street. (Lot 105 on SP295139) Oly homes to Build Deliver Install and Complete the Six homes by end of March 2024.<br><br>Address Recommended Tender Purchase Price GST Excl<br>8 Green Street Bay Investments QLD P/L, T/A Oly Homes \$1,556,077.32   | DCS     | No action taken until confirmation of funding sources (loans). Loan application has been submitted and is under assessment by the Department                     | In progress |
| 19th April 2023                |   |         |  |             |
| #                              | Resolution  | Officer | Action Taken   | Progress    |
| 23.04.06                       | That Council receive the Minutes of the Audit Committee Meeting held 23rd March 2023, and adopt the recommendations made therein.   | DCS     | Recommendations being implemented for next Audit Committee Meeting   | In progress |
| 23.04.19                       | That at the next Budget meeting, Council considers allocating a sum of \$40,000 in the 2023/2024 financial year budget to complete these works.   | DES     | Incl in budget workpapers  | Complete    |
| 15th March 2023                |   |         |  |             |
| #                              | Resolution  | Officer | Action Taken   | Progress    |
| 23.03.10                       | Council resolves to let the matter lay on the table until the next Council meeting. (TMR Pit Endorsement)   | DES     | To presented at a future meeting   | In progress |
| 23.03.15                       | That Council accepts the terms and conditions of the Deed of Grant over Lot A & B on TSV19080 as set out in Correspondence on 15 February 2023 from the Department Resources, file reference 2019/001598.   | CEO     | Council has signed for and paid the deposit.   | In progress |
| 18th January 2023              |   |         |  |             |
| #                              | Resolution  | Officer | Action Taken   | Progress    |
| 23.01.14                       | Due to the recent declared disaster event including closure of roads throughout the region that Council resolve to lobby to Transport & Main Roads (TMR) for the installation of digital road condition signage similar to other TMR districts at strategic locations within the shire to warn travelling public of impending road conditions ahead.  | DES     | Raised with TMR, continue to discuss with them   | Complete    |
| 14th December 2022             |   |         |  |             |
| #                              | Resolution  | Officer | Action Taken   | Progress    |
| 22.12.15                       | Due to the recent neglect to observe road closure signs on Council road improvements that Council consider installing video surveillance to manage same.  | DES     | No action taken, will discuss same with Acting DES   | Complete    |
| 16th November 2022             |   |         |  |             |
| #                              | Resolution  | Officer | Action Taken   | Progress    |
| 22.11.05                       | That Council resolve to implement the normal version Snap, Send Solve as a further avenue for residents and members of the public to lodge customer requests and report faults. With a review process to be undertaken 6 months after implementation.   | DCS     | Implemented. Pending review at Council's June 2023. CEO undertaking a review of the workflow and procedures  | In progress |

|                          |  |     |  |             |
|--------------------------|--|-----|--|-------------|
| 22.11.07                 | That Council undertake a town planning compliance study of Mt Surprise to identify land uses incompatible with Council's Planning Scheme and any non-compliant building works. In further, that the communities of Forsyth and Einasleigh will be taken through the same process when time permits.  | DCS | Report prepared for Council's consideration - see agenda item  | Complete    |
| 22.11.08                 | That Council resolve to proceed with this project by engaging Steven Ryan to construct same and amend the budget at the next review to cover the additional construction costs.  | DCS | Contractor has terminated engagement. Council to workshop  | In Progress |
| 22.11.24                 | That Council agrees in principle to support the development of the tourism proposal submitted by Finnegan's Rest subject to the necessary licences and approvals being put in place.   | CEO | Applicant consulted and advised approval can be granted under ESC Local Law - subject to conditions  | In progress |
| <b>12th October 2022</b> |  |     |  |             |
| 22.10.07                 | That pursuant to s149 of the Local Government Regulation 2012, Council resolve to initiate the acquisition of assessments 254/20000 (17 Crampton Road) and 265/17000 (22 Collins Street) for unpaid rates and charges, having failed to secure a sale of the properties under Division 3, Part 12, Chapter 4 of the Local Government Regulation 2012.  | DCS | Instructions issued to Preston Law. Next Action date is 20th June 2023.  | In progress |
| <b>17th August 2022</b>  |  |     |  |             |
| 22.08.14                 | That Council commence activities to complete Rural Addressing as a matter of urgency.  | DES | Estimates for numbering options being obtained for council's consideration. Purchase order has now been lodged.  | In Progress |
| 22.08.15                 | That Council contact Department Transport and Main Roads highlighting the issue and recommend a solution. (Parking for the Georgetown BP Roadhouse)  | DES | Issue raised with TMR and they are investigating options.  | Complete    |
| <b>15th June 2022</b>    |  |     |  |             |
| 22.07.22                 | That Council request a comprehensive report outlining the pros and cons of de-maining the Georgetown-Forsyth road to be presented at a future General Meeting.   | DES | Report being prepared  | Complete    |
| <b>20th April 2022</b>   |  |     |  |             |
| 22.04.08                 | <ol style="list-style-type: none"> <li>1. Receive Mrs Taylor's Georgetown Land Use Survey, and note the contents therein;</li> <li>2. That property owners that are listed in the recommendations be advised of their non-compliance, and further be advised that they have 12 months to inform council of their plans to rectify any anomalies regarding building and planning recommendations.</li> <li>3. That the implementation of these recommendations be reviewed in 12 months.</li> </ol>   | DCS | Retained Council's Town Planner to resume action on Georgetown Land Use Study<br><br>Letters to private certifiers have been sent  | Complete    |
| <b>19th January 2022</b> |  |     |  |             |
| 22.01.9                  | That Council resolves to; <ol style="list-style-type: none"> <li>1. Construct a pilot waste transfer station at Forsyth to conform with EPA recommendation for the future of the Forsyth Landfill operation and furthermore modernise the site for sustainable environmental practices.</li> <li>2. Furthermore that council advise the community of Forsyth of the proposed changes to the waste disposal to the township.</li> <li>3. Nominate the Forsyth transfer station for funding under the Regional and Remote Recycling Modernisation Fund, with a proposed council contribution of \$100,000 or 20%.</li> <li>4. Should the funding application be unsuccessful, Council allocate \$50,000 in the 2022/23 budget for the design of transfer station to be funded in a future budget.</li> </ol> | DES | Specifications and design for proposed Transfer Station are being drawn up. Funding has been applied for. Waiting for notification if EOI application has been successful. Grant unsuccessful.<br>LRCI Phase 3 funding to fund project<br>Planning and design to commenced | In progress |



# Etheridge Shire Council

## DIRECTOR OF CORPORATE SERVICES

### Briefing Report

#### 1 Key Points of Interest

Summary of matters within the Department – presented 21<sup>st</sup> June 2023:

- Sale for Arrears of Rates: Council has retained Preston Law to assist Council through the sale process. Statutory Notices have been served on the respective parties. No further action can occur until the minimum 3-month notice period expires, roughly at the end of June / early July.
- MoU with QHealth: I remain in contact with CHHHS for the development of the proposed MoU, although a draft MoU is yet to materialize.
- DSDILGP / KPMG liquidity and sustainability framework review: KPMG are continuing to analysing Council's financial information. They have provided a draft cash flow forecasting tool for review.
- WCF & Loan Application: Per Council's February resolution to finance the Independent Living Facility and Staff Housing Project from funds (to be offset with grants), Council's application was submitted on 27<sup>th</sup> April. On Friday 19<sup>th</sup> May, I was informed by the Dept that consideration of our loan application would be held over until July, however they would continue to assess our application for a working capital facility.
- Mt Surprise Water: I remain in contact with the investigative teams of the respective State Government Agencies. In essence water sampling continues to monitor the contamination and identify its source.

#### 2 Operational Matters

- Internal Audit: Council has received the draft Internal Audit Report on Recoverable Works – the first Internal Audit project for 2023. Upon our review and feedback, Pacifica will finalise the report, which will then be presented to the Audit Committee.
- External Audit: Audit commenced Tuesday 23<sup>rd</sup> May. Feedback from the exit interview was positive.
- Snap Send Solve: Please see Agenda Report on Snap Send Solve trial.
- NexGen implementation: Council has signed an agreement with LocalBuy to install Nex Gen. We are still arranging mutually convenient dates for its implementation.
- 23/24 Budget Development: Work has commenced in earnest on the 23/24 budget. Council has workshopped the initial, proposed budget Wednesday 14<sup>th</sup> June.

#### 3 Projects

- Georgetown Independent Living Facility:
  - Legal: Council has submitted its response to HRC's objection with QCAT. The matter is still before QCAT.
  - Project Delivery: Council accepted the Tender submission from Oly Homes at its Special Meeting held 5<sup>th</sup> May 2023. Orders have not yet been released, pending confirmation of funding.
  - HIF Grant Application: Council's application was lodged by the due date. We don't expect to hear anything from the Department for the foreseeable future.

- Civil design: Erson's John Martin attended the Office Friday 9<sup>th</sup> June and provided an update to Cr Hughes and I. We expect the first detailed civil design week commencing 19<sup>th</sup> June.
- Biosecurity Plan: Awaiting feedback from SGNRM on availability to write our local Biosecurity Plan.
- Town Common Policy: Council has given a direction to cease implementing the Town Common Policy, but have stopped short of rescinding it. Letters have been sent to agistees advising the policy remains under consideration, and no active attempt will be made to implement the current version of the Policy.
- General Ledger re-write: The new Chart of accounts was rolled Wednesday 25<sup>th</sup> January. Council's budget has been entered. Coding to AAS 27 reports continues (P&L, Balance Sheet & Cash Flow Statement). **A budget review will be conducted at the conclusion of the 3<sup>rd</sup> Quarter.**
- Website review: Work has resumed on reviewing Council's website
- Disaster Dashboard: An order has been issued to QIT to develop and embed a disaster dashboard into our website.
- Keyless Entry Project (MPSC & Pool): An order has been issued to North Queensland Video Surveillance (NQVS) to install a key-less entry system. We remain on track to deliver this project within the required timeframe (31/12/2023).
- Land Use Compliance Reviews: Council's consulting town planner conducted a compliance inspection of Mt Surprise on the 15<sup>th</sup> May. Since then, our Planner has started writing to building certifiers and affected property owners in both Mt Surprise and Georgetown. Please see the attached Land Use Study report for Mt Surprise.
- Georgetown Walking Network Plan: Council adopted the Plan at its May meeting. A copy of the plan has been displayed on Council's website. We are now finalizing the grant acquittal. An application has been submitted to the North West Mineral Province Building Sustainable Communities Program for the first stage of the river walk upgrade. It is intended that this will be supplemented with further funding (if successful) under Dept Sport & Rec Infrastructure Program, together with any other sources of funding.

#### 4 Calendar of Events

##### Past Month:

- 17<sup>th</sup> May: Council Meeting
- 18<sup>th</sup> May: EMT
- 19<sup>th</sup> May: Videoconference with DSDILGP on Loan Application
- 19<sup>th</sup> May: Meeting with Greg Palm (Dept Premiers and Cabinet) on grant opportunities
- 19<sup>th</sup> May: Videoconference with Dept Environment and Science re: Mt Surprise Water
- 23<sup>rd</sup> May: Interim Audit commenced
- 23<sup>rd</sup> May: Videoconference with QRA & Shepherds
- 24<sup>th</sup> May: Teleconference with external auditors on conduct of Interim Audit
- 24<sup>th</sup> May: Meeting with QRA Liaison Officer
- 26<sup>th</sup> May: Exit Interview with external auditors
- 1<sup>st</sup> June: TC with Bupa looking at Staff Wellbeing Program
- 2<sup>nd</sup> June: interviews for Terrestrial Centre Casual
- 7<sup>th</sup> June: TC with Dept Environment & Science RE: Mt Surprise Water
- 7<sup>th</sup> June: Council workshop
- 12<sup>th</sup> June: Meeting with Dept Sport & Rec
- 13<sup>th</sup> June: Management Review Meeting looking at Asset Valuations, Depreciation & Capitalisation
- 14<sup>th</sup> June: Council (Budget) workshop

##### Next Month:

- 21<sup>st</sup> June: Council Meeting

#### 6 Other

- Council has re-submitted its applications for funding (50/50) for Walking Path Network studies for Forsayth, Einasleigh and Mt Surprise.

- Council was recently advised that its DRF application for multi-purpose / multi-agency disaster coordination centre was unsuccessful.
- An application for \$50,000 (toward a project cost) of \$120,000 has been submitted to the Department of Education to refurbish parts of the Student Hostel (bathrooms & fire safety)
- An application has been submitted to the North West Mineral Province Building Sustainable Communities Program to commence stage 1 of the development of the Riverwalk. Rob Jaggar has a few options for the location of the first stage.

---

Andrew McKenzie  
**Director of Corporate Services**



# Etheridge Shire Council

|                        |   |
|------------------------|---|
| <b>General Meeting</b> | 15 <sup>th</sup> June 2022  |
| <b>Subject</b>         | Financial Performance (Actual v Budget) for the period 1 July 2021 to 31 <sup>st</sup> May 2022 |
| <b>Classification</b>  | Open  |
| <b>Author</b>          | Andrew McKenzie, Director Corporate Services  |

## EXECUTIVE SUMMARY

Section 204 of the Local Government Regulation 2012 requires the Chief Executive Officer to present a Financial Report of its accounts to the Local Government at least monthly.

## RECOMMENDATION

That Council pursuant Section 204 of the *Local Government Regulation 2012*, resolve to adopt the monthly Financial Report the period ending 31<sup>st</sup> May 2022, as presented.

---

## BACKGROUND

The monthly financial report of Council provides a “Snapshot” of Council's financial performance, financial position and cash flows for the reporting period.

## LINK TO CORPORATE PLAN

Corporate Aim No. 5: Best practice corporate governance and organizational excellence.

Strategy No. 5.3.1: Ensure transparency of Council's financial operations and performance and promote awareness within the community of Council's financial management and other strategies.

## BUDGET & RESOURCE CONSIDERATIONS

There are no Budget or Resource Considerations contained within this report.

## CONSULTATION

NIL

## LEGAL CONSIDERATIONS

Section 204 of the *Local Government Regulation 2012* requires the Chief Executive Officer to present a financial report to Council's monthly meeting. The financial report is to be as close to the last day of the month of the reporting period as practicable.

## POLICY IMPLICATIONS

NIL

## RISK ASSESSMENT

| CONSEQUENCE        |                    |            |               |            |                   |
|--------------------|--------------------|------------|---------------|------------|-------------------|
| LIKELIHOOD*        | Insignificant<br>1 | Minor<br>2 | Moderate<br>3 | Major<br>4 | Catastrophic<br>5 |
| A (Almost certain) | H                  | H          | E             | E          | E                 |
| B (Likely)         | M                  | H          | H             | E          | E                 |
| C (Possible)       | L                  | M          | H             | E          | E                 |
| D (Unlikely)       | L                  | L          | M             | H          | E                 |
| E (Rare)           | L                  | L          | M             | H          | H                 |

| Risk   | Person affected/<br>location     | Risk Rating | Risk Control<br>Measures   | By who when | Notes   |
|--|----------------------------------|-------------|--|-------------|---|
| Failure to maintain financially sustainable..... | Council / Community              | C3 – High   | Council has in place various controls to monitor Councils position on month to month basis.  | DCS         | Council is audited annually by the QAO and Council also conducts various Internal Audits on Council |
|  | Council / Community / Management | C3 – High   | Council has in place various controls and also provides monthly reporting to Council to discuss the financial position of Council. Management will raise any concerns with Council as and when they may arise. | DCS         | Council is audited annually by the QAO and Council also conducts various Internal Audits on Council |

---

### Report Prepared By:

Andrew McKenzie, Director Corporate Services

Date: 27<sup>th</sup> May 2022

### Report Authorised By:

Ken Timms, Chief Executive Officer

Date:

---

### ATTACHMENTS:

Financial Report as at 31<sup>st</sup> May 2022



**Mayor and Councillors  
Etheridge Shire Council  
Georgetown Qld 4871**

## **Highlights of this Month's Financial Report**

**Reporting Period:=-**

**31-May-2023**

### **Revenue**

Total revenue of \$ 52.5 M. representing 72.0% of YTD Council adopted of \$ 72.9 M.

These statements are for 11 months of the financial year and generally would represent 92 % of the overall budget.

### **Expenditure**

Expenditure incurred was \$ 58.8 M for the same period and representing 90.8 % of full year budgeted expenditure of \$ 64.8 M. compared with 92% for expected period expenditure.

NB: Expenditure is now including Depreciation charge \$4.5m YTD

### **Outcome**

The Operating Result for the report period is a deficit of \$6.3M



Etheridge Shire Council

2022-2023

May

|  |              |              |                     |
|--|--------------|--------------|---------------------|
| <b>CASH AT BANK</b>  |              |              |                     |
| Operating Account  |              |              | 2,442,837           |
| Cash and Floats on Hand  |              |              | 1,500               |
| <b>SHORT TERM INVESTMENTS</b>  |              |              |                     |
| QTC Cash Fund  |              |              | 4,334,835           |
|  |              | <b>Total</b> | <b>\$ 6,779,172</b> |
| The following items should be backed by cash and investments, plus any increases in the surplus of Debtors over Creditors. |              |              |                     |
|  |              |              |                     |
| Cash backed <b>Current Liabilities</b> (AL,LSL,SL,RDO)   |              |              | 925,863             |
| Restricted cash - grants received not acquitted/spent less grants receivable   |              |              | 0                   |
|  |              |              | <b>\$ 925,863</b>   |
| Balance of estimated rates/other <b>debtors</b> - estimated <b>creditors</b> :   |              |              |                     |
|  | ( 119,262    | -            | 776,036 )           |
|  |              |              | -\$ 656,773         |
| Plus cash surplus  | \$ 6,779,172 | -            | \$ 925,863          |
|  |              |              | <b>\$ 5,853,309</b> |
| <b>Working Capital</b>   |              | <b>Total</b> | <b>\$ 5,196,536</b> |

### Etheridge Shire Council Cash Position



### Etheridge Shire Council Working Capital

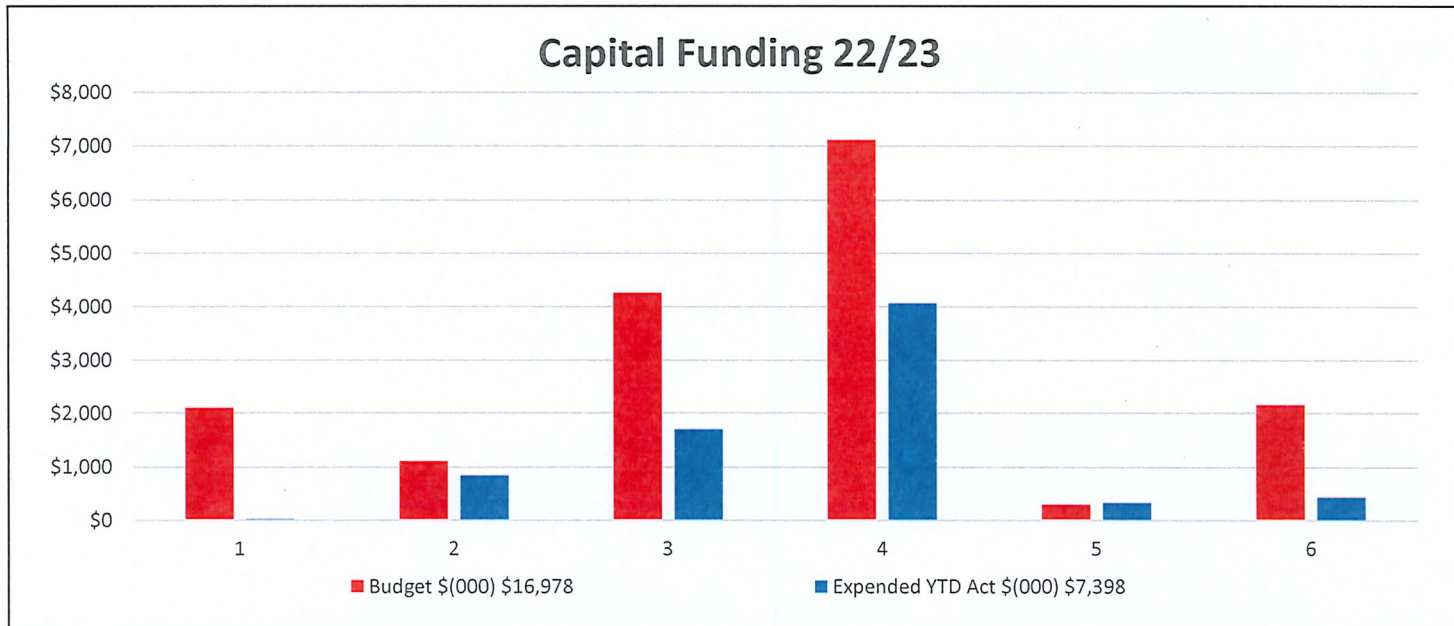


### Cash Flow Estimate To June 30

| Receipts   |                                  | Expenditure       |                                  |
|--|----------------------------------|-------------------|----------------------------------|
| Rates  | \$21,810                         | Payroll           | \$480,000                        |
| Fees & Charges                                   | \$500                            | Creditor Payments | \$1,900,000                      |
| Debtors  | \$35,000                         | Loan Payments     | \$0                              |
| Grants/Claims                                    | <u>\$2,400,000</u>               | Lease Payments    | <u>\$0</u>                       |
| <b>Total</b>                                     | <b><u><u>\$2,457,310</u></u></b> | <b>Total</b>      | <b><u><u>\$2,380,000</u></u></b> |
| <b>Therefore cash is expected to increase by</b> |                                  | <b>\$77,310</b>   | <b>in the period.</b>            |

Best Estimate of Next months cash flow

Expect FAGS advance payment late June/early July of circa \$3M



|   |  | Budget \$(000)  | Expended YTD Act \$(000) | % Budget Expended |
|---|--|-----------------|--------------------------|-------------------|
|   | Total Capital Funding                    | <b>\$16,978</b> | <b>\$7,398</b>           | <b>43.58%</b>     |
| 1 | Land & land Improvements                 | \$2,090         | \$24                     | 1.16%             |
| 2 | Buildings / Other Structures             | \$1,100         | \$842                    | 76.56%            |
| 3 | Plant & Equipment / Furniture & Fittings | \$4,251         | \$1,702                  | 40.03%            |
| 4 | Road Infrastructure                      | \$7,105         | \$4,062                  | 57.17%            |
| 5 | Water Infrastructure                     | \$286           | \$333                    | 116.51%           |
| 6 | Other Structures                         | \$2,146         | \$436                    | 20.30%            |



|                |   | PREVIOUS YEARS (Opening balance) | YEAR TO DATE (ACTUALS) | TOTAL EXPENDITURE (ACTUALS) | BUDGET              | % budget expended | TFR TO ASSET REG | TFR TO EXPENSE |
|----------------|---|----------------------------------|------------------------|-----------------------------|---------------------|-------------------|------------------|----------------|
| 0400-4150-0000 | Work in Progress - Land & Land Improvements   |                                  |                        |                             | \$2,090,000.00      | 2%                |                  |                |
| 0410-4501-0000 | Work in Progress - Land Sales - LJ & ACJ Barns (00083-00000-000)                              |                                  | -\$ 9,090.91           | -\$ 9,090.91                |                     |                   |                  |                |
| 4500-4510-0001 | Charleston Dam - Pipe water to rec area (Land & Other improvements)                           |                                  | \$ 33,341.11           | \$ 33,341.11                |                     |                   |                  |                |
|                |   |                                  | \$24,250.20            | \$24,250.20                 |                     |                   |                  |                |
| 0400-4250-0000 | Work in Progress - Buildings  |                                  |                        |                             | \$1,100,000.00      | 77%               |                  |                |
| 3080-4501-0000 | Aged Care Facilities - Advisory   | \$9,674.86                       | \$69,475.64            | \$79,150.50                 | \$ 590,000.00       |                   |                  |                |
| 3100-4501-0001 | Morgue Freezer  |                                  | \$27,464.00            | \$27,464.00                 |                     |                   |                  |                |
| 3140-2268-0001 | Sport Centre - Car Park Lands & drainage - Design   |                                  |                        |                             |                     |                   |                  |                |
| 3220-4501-0001 | Einasteigh Infrastructure - Halls & Public Facilities - Water Tank Upgrade (other structures) | \$11,463.27                      |                        | \$11,463.27                 |                     |                   |                  |                |
| 3280-4502-0000 | Staff Housing   | \$46,446.23                      | \$625,134.57           | \$671,580.80                | \$ 1,150,000.00     |                   | -46,446.23       |                |
| 3280-4503-0000 | Staff housing - HSH   |                                  |                        |                             |                     |                   |                  |                |
| 3280-4504-0000 | Staff housing - SHP   |                                  |                        |                             |                     |                   |                  |                |
| 3280-4505-0000 | Staff housing - ILF (Independent Living Facility)   |                                  | \$4,485.00             | \$4,485.00                  |                     |                   |                  |                |
| 3350-4502-0000 | Depot - Cap improvements - Carpark & shade structure  |                                  | \$2,763.63             | \$2,763.63                  |                     |                   |                  |                |
| 3410-4500-0002 | W4Q Cap Grant - Information Sign - Lynd Community Building                                    | \$5,776.12                       |                        | \$5,776.12                  | \$ 50,000.00        |                   | -                | 5,776.12       |
| 3410-4500-0003 | W4Q Cap Grant - Beautification of Einasteigh Carpark  |                                  |                        |                             |                     |                   |                  |                |
| 3410-4500-0004 | W4Q Cap Grant - Hard Roof Playground Shelters (Georgetown, Einasteigh & Forsayth)             |                                  |                        |                             | \$ 35,000.00        |                   |                  |                |
| 3410-4500-0005 | W4Q Cap Grant - Fencing (Mt Surprise Cemetery & Mt Surprise Park)                             |                                  |                        |                             |                     |                   |                  |                |
| 3410-4500-0006 | W4Q Cap Grant - Shelter Shed & Seating @ Elizabeth Crk Mt Surprise                            |                                  |                        |                             |                     |                   |                  |                |
| 3410-4500-0007 | W4Q Cap Grant - Speed Warning Signs x 5 @ Georgetown and Forsayth                             | \$28,655.76                      |                        | \$28,655.76                 |                     |                   | -28,655.75       |                |
| 3410-4500-0008 | W4Q Cap Grant - Concrete Walkway from Forsayth Museum to town entrance                        |                                  |                        |                             |                     |                   |                  |                |
| 3410-4500-0009 | W4Q Cap Grant - Forsayth Sp & Rec Upgrade   |                                  | \$305.00               | \$305.00                    |                     |                   | -                | 305.00         |
| 3410-4500-0010 | W4Q Cap Grant - Bike Park - Mt Surprise   |                                  |                        |                             |                     |                   |                  |                |
| 3411-4500-0001 | W4Q Capital Works (21/24) - Georgetown - Streetscaping (roads)                                |                                  |                        |                             | \$ 900,000.00       |                   |                  |                |
| 3411-4500-0002 | W4Q Capital Works (21/24) - Georgetown Sports Centre  |                                  | \$47,280.52            | \$47,280.52                 | \$ 300,000.00       |                   |                  |                |
| 3411-4500-0003 | W4Q Capital Works (21/24) - Einasteigh - Drainage improvement (roads)                         |                                  |                        |                             | \$ 1,000,000.00     |                   |                  |                |
| 3411-4500-0005 | W4Q Capital Works (21/24) - Rural Addressing  |                                  |                        |                             |                     |                   |                  |                |
| 3411-4500-0006 | W4Q Capital Works (21/24) - Forsayth Cemetery Fencing   | \$27,908.96                      | \$12,965.00            | \$40,873.96                 |                     |                   | -40,873.96       |                |
| 3412-4500-0001 | Cap Imp - Terrestrial - Damage-bk steps/install wheel   |                                  |                        |                             |                     |                   |                  |                |
| 3610-4500-0001 | Rec. & Res 21-23 Cap Works: Solar energy - Council Buildings                                  | \$77,840.00                      |                        | \$77,840.00                 |                     |                   |                  |                |
| 4140-4504-0002 | Cap Imp. Depot - sign shed shade (other structures)   | \$11,072.73                      |                        | \$11,072.73                 | \$ 750,000.00       |                   |                  |                |
| 4140-4504-0003 | Cap Imp. Depot - workshop hoist   |                                  | \$17,660.87            | \$17,660.87                 |                     |                   |                  |                |
| 5030-4500-0001 | Cap Imp. Einasteigh Common - Upgrade Eins Common Stock Yrds (other structures)                | \$12,540.00                      |                        | \$12,540.00                 |                     |                   |                  |                |
| 3350-4502-0001 | Depot & Stores - Capital improvements - Depot - installation of generator (plant)             |                                  |                        |                             |                     |                   |                  |                |
| 3610-4500-0002 | Recovery & Resilience Grant - North Head Rd - Install drainage & bitumen seal (roads)         |                                  |                        |                             |                     |                   |                  |                |
| 3610-4500-0003 | Recovery & Resilience Grant - Georgetown Street scaping (roads)                               |                                  |                        |                             |                     |                   |                  |                |
| 3620-4500-0001 | LRCI Phase 3 - Forsayth Transfer Station  |                                  | \$16,500.00            | \$16,500.00                 |                     |                   |                  |                |
| 3620-4500-0002 | LRCI Phase 3 - Gtown Sports center (Parking & drainage)                                       |                                  | \$18,156.04            | \$18,156.04                 |                     |                   |                  |                |
| 3620-4500-0003 | LRCI Phase 3 - Reseals 2  |                                  |                        |                             |                     |                   |                  |                |
| 3620-4500-0004 | LRCI Phase 3 -Industrial estate   |                                  |                        |                             |                     |                   |                  |                |
|                |   | \$231,377.93                     | \$842,190.27           | \$1,073,568.20              |                     |                   |                  |                |
|                |   |                                  |                        | \$951,511.14                | post capitalisation |                   |                  |                |
| 0400-4350-0000 | Work in Progress - Other Structures   |                                  |                        |                             | \$2,146,000.00      | 19%               |                  |                |
| 3270-4500-0001 | Shire Office - Cap Works - Car park shade structure   |                                  | \$2,763.64             | \$2,763.64                  |                     |                   |                  |                |
| 4001-4501-0001 | Capital Imp. Georgetown Academe - Base of Airstic runway                                      |                                  | \$229,845.00           | \$229,845.00                | \$ 200,000.00       |                   |                  |                |



|                 |  | PREVIOUS<br>YEARS (Opening<br>balance) | YEAR TO DATE<br>(ACTUALS) | TOTAL<br>EXPENDITURE<br>(ACTUALS) | BUDGET              | % budget<br>expended | TFR TO ASSET<br>REG | TFR TO<br>EXPENSE |
|-----------------|--|--|---------------------------|-----------------------------------|---------------------|----------------------|---------------------|-------------------|
| 4091-4501-0002  | Capital Imp. Georgetown Aerodrome - Linemarking  |  | \$27,636.36               | \$27,636.36                       |                     |                      |                     |                   |
| 4077-4501-0001  | W4Q Georgetown Infrastructure Projects at Costs - Shade and Seating Structures                         | \$4,980.00                             |                           | \$4,980.00                        |                     |                      |                     | - 4,980.00        |
| 5070-4500-0001  | Gtown landfill cap improv - Extend concrete slab   |  | \$27,500.00               | \$27,500.00                       |                     |                      |                     |                   |
| 5151-4503-0000  | Georgetown Parks Capital - Heritage park play area upgrade   |  | \$25,822.61               | \$25,822.61                       |                     |                      |                     |                   |
| 5152-4502-0001  | WIP Charleston Dam Rec. - Supply & Install Restroom  | \$331,095.25                           |                           | \$331,095.25                      |                     |                      |                     |                   |
| 5152-4502-0002  | WIP Charleston Dam Rec. - Supply & Install Picnic Shelters   | \$86,009.66                            | \$22,663.02               | \$108,672.68                      |                     |                      |                     |                   |
| 5152-4502-0003  | WIP Charleston Dam Rec. - Supply & Install View Platform   |  |                           |                                   |                     |                      |                     |                   |
| 5152-4502-0004  | WIP Charleston Dam Rec. - Supply & Install BBQ's (Wood Fired)  | \$33,754.84                            |                           | \$33,754.84                       |                     |                      |                     |                   |
| 5152-4502-0005  | WIP Charleston Dam Rec. - Suppy & Install Boat Ramp  | \$98,676.72                            | \$99,993.22               | \$198,669.94                      | \$ 100,000.00       |                      |                     |                   |
| 5152-4502-0006  | WIP Charleston Dam Rec. - Parking & Internal Roads   | \$1,109,957.58                         | \$979.09                  | \$1,110,936.67                    |                     |                      |                     | - 23,599.94       |
| 5152-4502-0007  | WIP Charleston Dam Rec. - Playground & Activity Area   | \$45,201.39                            |                           | \$45,201.39                       |                     |                      |                     |                   |
| 5152-4502-0008  | WIP Charleston Dam Rec. - Supply & Install Walkways  | \$9,658.31                             | \$1,575.60                | \$11,233.91                       |                     |                      |                     |                   |
| 5152-4502-0009  | WIP Charleston Dam Rec. - Landscaping (Trees/Shrubs)   | \$84,813.99                            | \$4,864.17                | \$89,678.16                       |                     |                      |                     |                   |
| 5152-4502-0010  | WIP Charleston Dam Rec. - Supply & Install Entrance Monument & Various Signage                         |  | \$250.88                  | \$250.88                          |                     |                      |                     |                   |
| 5161-4500-0001  | Georgetown Cemetery - fence replacement  |  | \$18,695.20               | \$18,695.20                       |                     |                      |                     |                   |
| 5165-4500-0001  | Kidston Cemetary - Replace fence   |  | \$36,995.00               | \$36,995.00                       |                     |                      |                     |                   |
| 6010-4502-0001  | Infrastructure at Cost Building Our Regions Grant Terrestrial Upgrade - Upgrade to Complex             |  | \$2,344.00                | \$2,344.00                        |                     |                      |                     |                   |
| 6010-4502-0002  | Infrastructure at Cost Building Our Regions Grant Terrestrial Upgrade - Internal Fitout (Displays etc) |  |                           |                                   |                     |                      |                     |                   |
| 6010-4502-0003  | Infrastructure at Cost Building Our Regions Grant Terrestrial Upgrade - New carpet in collection area  |  |                           |                                   |                     |                      |                     |                   |
| 6010-4502-0004  | Infrastructure at Cost Building Our Regions Grant Terrestrial Upgrade - Landscaping                    |  |                           |                                   |                     |                      |                     |                   |
| 6010-4502-0005  | Collection upgrade - John Towning - Topaz purchase   |  | \$25,000.00               | \$25,000.00                       |                     |                      |                     |                   |
| 6020-4502-0001  | Cap Imp. Child Care Centre - Shade Structure   |  |                           |                                   |                     |                      |                     |                   |
|                 |  | \$1,804,147.74                         | \$435,727.87              | \$2,239,875.61                    |                     |                      |                     |                   |
|                 |  |  |                           | \$2,211,295.67                    | post capitalisation |                      |                     |                   |
| 0400-4450-00000 | Work in Progress - Fleet Plant & Equipment   |  |                           |                                   | 4,251,000.00        | 50%                  |                     |                   |
| 4150-4500-0103  | Plant Purchases - Genelite 66kVA Generator #1 (Plant 8843)   | \$27,605.00                            |                           | \$27,605.00                       |                     |                      |                     | - 27,605.00       |
| 4150-4500-0104  | Plant Purchases - Genelite 66kVA Generator #1 (Plant 8844)   | \$27,605.00                            |                           | \$27,605.00                       |                     |                      |                     | - 27,605.00       |
| 4150-4500-1280  | Plant Purchase - Hilux (Plant 1280)  |  | \$68,503.92               | \$68,503.92                       |                     |                      |                     |                   |
| 4150-4500-1285  | Plant Purchase - Hilux (Plant 1285)  |  | \$68,503.92               | \$68,503.92                       |                     |                      |                     |                   |
| 4150-4500-1300  | Plant Purchase - Hilux (Plant 1300)  |  | \$68,503.92               | \$68,503.92                       |                     |                      |                     |                   |
| 4150-4500-1305  | Plant Purchase - Hilux (Plant 1305)  |  | \$68,503.92               | \$68,503.92                       |                     |                      |                     |                   |
| 4150-4500-1315  | Plant Purchase - Hilux (Plant 1315)  |  | \$68,503.92               | \$68,503.92                       |                     |                      |                     |                   |
| 4150-4500-1325  | Plant Purchases - Prado  |  | \$65,136.89               | \$65,136.89                       |                     |                      |                     |                   |
| 4150-4500-1345  | Plant Purchases - BT-50 (Plant 1345)   |  | \$75,909.09               | \$75,909.09                       |                     |                      |                     |                   |
| 4150-4500-1350  | Plant Purchases - BT-50 (Plant 1350)   |  | \$75,909.09               | \$75,909.09                       |                     |                      |                     |                   |
| 4150-4500-1355  | Plant Purchases - BT-50 (Plant 1355)   |  | \$75,909.09               | \$75,909.09                       |                     |                      |                     |                   |
| 4150-4500-1360  | Plant Purchases - BT-50 (Plant 1360)   |  | \$75,909.09               | \$75,909.09                       |                     |                      |                     |                   |
| 4150-4500-1365  | Plant Purchases - BT-50 (Plant 1365)   |  | \$75,909.09               | \$75,909.09                       |                     |                      |                     |                   |
| 4150-4500-2620  | Plant Purchases - Prime Mover (Plant 2620)   |  | \$222,075.00              | \$222,075.00                      |                     |                      |                     | - 222,075.00      |
| 4150-4500-5060  | Plant Purchases - Skid Steer Loader (Plant 5060)   |  | \$147,691.20              | \$147,691.20                      |                     |                      |                     |                   |
| 4150-4500-6080  | Plant Purchases - 2022 CAT Grader (Plant 6080)   |  | \$581,268.60              | \$581,268.60                      |                     |                      |                     |                   |
| 4150-4500-8848  | Plant Purchases - Satellite Kit # 4  |  | \$1,045.00                | \$1,045.00                        |                     |                      |                     |                   |
| 4150-4500-8858  | Plant Purchases - Satellite Kit # 5  |  | \$8,579.10                | \$8,579.10                        |                     |                      |                     | - 8,579.10        |
| 4150-4500-8859  | Plant Purchases - Satellite Kit # 6  |  | \$8,579.10                | \$8,579.10                        |                     |                      |                     | - 8,579.10        |
| 4150-4500-8870  | Plant Purchases - Generator (Plant 8870)   |  | \$26,298.00               | \$26,298.00                       |                     |                      |                     |                   |
| 4150-4500-1295  | Plant Purchase - Hilux (Plant 1295)  |  | \$68,503.92               | \$68,503.92                       |                     |                      |                     |                   |
| 4150-4500-1275  | Plant Purchase - Hilux (Plant 1275)  |  | \$68,503.92               | \$68,503.92                       |                     |                      |                     |                   |
| 4150-4500-1290  | Plant Purchase - Hilux (Plant 1290)  |  | \$68,503.92               | \$68,503.92                       |                     |                      |                     |                   |
| 4150-4500-1310  | Plant Purchase - Hilux (Plant 1310)  |  | \$68,503.92               | \$68,503.92                       |                     |                      |                     |                   |
| 4150-4500-1265  | Plant Purchase - Hilux (Plant 1265)  |  | \$68,503.92               | \$68,503.92                       |                     |                      |                     |                   |
| 4150-4500-1270  | Plant Purchase - Hilux (Plant 1270)  |  | \$68,503.92               | \$68,503.92                       |                     |                      |                     |                   |
| 4150-4500-0099  | Plant Purchase - Ford Ranger   |  | \$43,480.97               | \$43,480.97                       |                     |                      |                     |                   |
| 4150-4500-0100  | Plant Purchase - Ford Ranger   |  | \$43,480.97               | \$43,480.97                       |                     |                      |                     |                   |



|                |  | PREVIOUS YEARS (Opening balance) | YEAR TO DATE (ACTUALS) | TOTAL EXPENDITURE (ACTUALS) | BUDGET              | % budget expended | TFR TO ASSET REG | TFR TO EXPENSE |
|----------------|--|----------------------------------|------------------------|-----------------------------|---------------------|-------------------|------------------|----------------|
| 4150-4502-0000 | Plant Sales - 2011 Zero Turn Mower   |                                  |                        | -\$2,727.27                 | -\$2,727.27         |                   |                  |                |
| 4150-4502-0000 | Plant Sales - Plant 5027 - Loader Skid Steer Bobcat S205H                                  |                                  |                        | -\$25,000.00                | -\$25,000.00        |                   |                  |                |
| 4150-4502-0000 | Plant Sales - Plant 6014 - Grader Caterpillar 140H   |                                  |                        | -\$115,000.00               | -\$115,000.00       |                   |                  |                |
| 4150-4502-0000 | Plant Sales - Plant 1036, 1046, 1066, 1093, 1221 (Mareeba Mazda)                           |                                  |                        | -\$142,727.27               | -\$142,727.27       |                   |                  |                |
| 4150-4502-0000 | Plant Sales - Plant 1098, 1088, 1216, 1258, 1237 (Pacific Toyota)                          |                                  |                        | -\$166,363.63               | -\$166,363.63       |                   |                  |                |
| 4150-4502-0000 | Plant Sales - Plant 1247, 1025, 1117, 1015, 1077 (Pacific Toyota)                          |                                  |                        | -\$134,545.46               | -\$134,545.46       |                   |                  |                |
| 4150-4502-0000 | Plant Sales - Isuzu Dmax to Ian Croaker - Tender - Plant 1135                              |                                  |                        | -\$6,250.00                 | -\$6,250.00         |                   |                  |                |
| 4150-4502-0000 | Plant Sales - Toyota Landcruiser to Zahner - Tender - Plant 1126                           |                                  |                        | -\$31,500.00                | -\$31,500.00        |                   |                  |                |
|                |  | \$55,210.00                      | \$1,656,609.77         | \$1,711,819.77              |                     |                   |                  |                |
|                |  |                                  |                        | \$1,417,376.57              | post capitalisation |                   |                  |                |
| 0400-4550-0000 | Work in Progress - Furniture & Other Equipment   |                                  |                        |                             |                     |                   |                  |                |
| 2060-4500-0001 | ActiveKit - Keyless Entry  |                                  | \$ 44,951.33           | \$ 44,951.33                |                     |                   |                  |                |
|                |  |                                  | \$44,951.33            | \$44,951.33                 |                     |                   |                  |                |
| 0400-4650-0000 | Work in Progress - Roads Infrastructure  |                                  |                        |                             | \$7,105,000.00      | 57%               |                  |                |
| 4012-4500-0001 | Work In progress -Roads & Streets - First Street Forsayth 22/23 Survey & Design            |                                  | \$2,400.00             | \$2,400.00                  |                     |                   |                  |                |
| 4020-4500-0001 | Capital Ip - Sealed Services - Forsayth - Einasleigh Rd Reseal                             |                                  | \$413,935.54           | \$413,935.54                | \$ 770,000.00       |                   |                  |                |
| 4020-4528-0002 | Road Improvements - R2R 21/22 Infr. @ cost - North Head Road project                       | \$268,124.24                     |                        | \$268,124.24                |                     |                   |                  |                |
| 4020-4529-0001 | Road Improvements - R2R 21/22 Infr. @ cost - North Head Road project                       | \$3,134,715.11                   | \$3,344,268.09         | \$6,478,983.20              |                     |                   |                  |                |
| 4020-4540-0000 | Cap imp - Dump access rd - Upgrade & seal  |                                  | \$66,101.10            | \$66,101.10                 |                     |                   |                  |                |
| 4020-4550-0000 | Cap imp - Gtown Cemetery Road - Upgrade & seal   |                                  | \$124,310.98           | \$124,310.98                |                     |                   |                  |                |
| 4040-4512-0000 |  |                                  |                        |                             |                     |                   |                  |                |
| 4040-1009-0000 | Drainage Construction Works - LRCIP - LRIG Paddys Road                                     | \$91,773.71                      |                        | \$91,773.71                 |                     |                   | -91,773.71       |                |
| 4040-1051-0000 | Drainage Construction Works - LRCIP - LRIG Vanlee Road                                     |                                  |                        |                             |                     |                   |                  |                |
| 4040-1057-0000 | Drainage Construction Works - LRCIP - LRIG North Heads Road                                | \$536.70                         |                        | \$536.70                    |                     |                   |                  | - 536.70       |
| 4040-1059-0000 | Drainage Construction Works - LRCIP - LRI Grant Agate Creek                                | \$4,172.19                       |                        | \$4,172.19                  |                     |                   |                  | - 4,172.19     |
| 4040-2028-0000 | Drainage Construction Works - LRCIP - LRIG O'Briens Creek Road                             |                                  |                        |                             |                     |                   |                  |                |
| 4040-3009-0000 | Drainage Construction Works - LRCIP - LRIG Gilberton Road                                  | \$331,177.41                     |                        | \$331,177.41                |                     |                   | -331,177.41      |                |
| 4061-4504-0001 | Town Streets Imp. Capital Imp. Street Reseals Georgetown - Cumberland St (High to Low St)  |                                  | \$6,465.90             | \$6,465.90                  | \$ 190,000.00       |                   |                  |                |
| 4061-4504-0002 | Town Streets Imp. Capital Imp. Street Reseals Georgetown - Haldane Lane                    |                                  | \$7,611.59             | \$7,611.59                  |                     |                   |                  |                |
| 4061-4504-0003 | Town Streets Imp. Capital Imp. Street Reseals Georgetown - Haldane Street (Crampton-GDR)   |                                  | \$46,551.92            | \$46,551.92                 |                     |                   |                  |                |
| 4061-4504-0004 | Town Streets Imp. Capital Imp. Street Reseals Georgetown - High Street (Norman-Cumber St)  |                                  | \$12,107.69            | \$12,107.69                 |                     |                   |                  |                |
| 4061-4504-0005 | Town Streets Imp. Capital Imp. Street Reseals Georgetown - Low Street (South-St George)    |                                  | \$6,544.22             | \$6,544.22                  |                     |                   |                  |                |
| 4061-4504-0006 | Town Streets Imp. Capital Imp. Street Reseals Georgetown - South Street (High-Haldane St)  |                                  | \$8,129.49             | \$8,129.49                  |                     |                   |                  |                |
| 4061-4504-0007 | Town Streets Imp. Capital Imp. Street Reseals Georgetown - Collins Street to Munic         |                                  | \$9,043.61             | \$9,043.61                  |                     |                   |                  |                |
| 4062-4501-0001 | Capital Imp - Street Reseals Forsayth - Second St  |                                  | \$14,491.09            | \$14,491.09                 | \$ 500,000.00       |                   |                  |                |
| 4120-2337      | Contractor services - not capital  |                                  |                        |                             |                     |                   |                  |                |
|                |  | \$3,830,499.36                   | \$4,061,961.22         | \$7,892,460.58              |                     |                   |                  |                |
|                |  |                                  |                        | \$7,464,800.57              | post capitalisation |                   |                  |                |
| 0400-4750-0000 | Work in Progress - Water Infrastructure  |                                  | -\$82,482.00           | -\$82,482.00                | \$285,500.00        | -18%              |                  |                |
| 3411-4500-0004 | W4Q Capital Works (21/24) - Forsayth/Georgetown - Water Telemetry                          |                                  |                        |                             |                     |                   |                  |                |
| 4320-4500-0002 | Capital Imp. Georgetown Water Plant & Equipment at cost - Replacement of Meters            | \$6,101.54                       | \$2,513.30             | \$8,614.84                  |                     |                   |                  |                |
| 4320-4500-0004 | Capital Imp. Georgetown Water Plant & Equipment at cost - New Water Connections            | \$51.70                          | \$3,613.58             | \$3,665.28                  |                     |                   |                  |                |
| 4320-4501-0001 | Capital Imp. Georgetown Water Infra - Install telemetry                                    | \$16,521.20                      |                        | \$16,521.20                 | \$ 40,000.00        |                   |                  |                |
| 4320-4501-0002 | Capital Imp. Georgetown Water Infra - Valve replacement                                    |                                  | \$2,772.67             | \$2,772.67                  |                     |                   |                  |                |
| 4320-4501-0003 | Capital Imp. Georgetown Water Infra - Raw Water reservoir & Main to Treatment Plant        | \$277,440.25                     | \$17.12                | \$277,457.37                |                     |                   | -\$277,457.37    |                |
| 4320-4501-0004 | Capital Imp. Georgetown Water Infra - Replace water main to racecourse                     | \$32,544.90                      |                        | \$32,544.90                 |                     |                   | -\$32,544.90     |                |
| 4320-4506-0002 | Infrastructure at cost Georgetown Water - Install Valves & Hydrants                        |                                  |                        |                             |                     |                   |                  |                |
| 4320-4507-0001 | Water Suoplv Gtown - Infrastructure at cost - Reolace water main (St George St & South St) |                                  | \$1,563.72             | \$1,563.72                  |                     |                   |                  |                |



|                |   | PREVIOUS<br>YEARS (Opening<br>balance) | YEAR TO DATE<br>(ACTUALS) | TOTAL<br>EXPENDITURE<br>(ACTUALS) | BUDGET              | % budget<br>expended | TFR TO ASSET<br>REG | TFR TO<br>EXPENSE |
|----------------|---|--|---------------------------|-----------------------------------|---------------------|----------------------|---------------------|-------------------|
| 4340-4500-0002 | Capital Imp. Forsyth Water PPE - Replacement of meters                                    | \$3,597.99                             | \$1,231.65                | \$4,829.64                        |                     |                      |                     |                   |
| 4340-4500-0004 | Capital Imp. Forsyth Water PPE - New Water Connection                                     |  | \$2,249.60                | \$2,249.60                        |                     |                      |                     |                   |
| 4340-4502-0001 | Forsyth WTP - Install telemetry   |  |                           |                                   |                     |                      |                     |                   |
| 4340-4502-0002 | Forsyth WTP - Install undercover area   |  | \$7,322.50                | \$7,322.50                        |                     |                      |                     |                   |
| 4340-4502-0003 | Forsyth WTP - Line & aircon chlorine storage  |  | \$9,515.90                | \$9,515.90                        |                     |                      |                     |                   |
| 4340-4503-0001 | Capital Imp. Forsyth Water Infrastructure - Supply & Install store Room & Slab            |  |                           |                                   |                     |                      |                     |                   |
| 4340-4503-0002 | Capital Imp. Forsyth Water Infrastructure - Install Internal Work Room                    |  |                           |                                   |                     |                      |                     |                   |
| 4340-4504-0001 | Capital Imp - Forsyth Water Capital Imp. Res. To WTP - Connection of New Reservoir to WTP | \$84,963.75                            | \$659.70                  | \$85,623.45                       |                     |                      |                     |                   |
| 4340-4504-0002 | Capital Imp - Forsyth Water Capital Imp. Res. To WTP - Security Fencing                   | \$17,194.60                            |                           | \$17,194.60                       | \$                  | 12,500.00            |                     |                   |
| 4340-4504-0003 | Capital Imp - Forsyth Water Capital Imp. Res. To WTP - Install telemetry                  | \$7,080.00                             |                           | \$7,080.00                        | \$                  | 40,000.00            |                     |                   |
| 4500-4500-0000 | Charleston Dam Project - Charleston Dam Support Design Etc                                | \$1,545,704.81                         | \$56,098.89               | \$1,601,803.70                    |                     |                      |                     |                   |
| 4500-4501-0001 | Construction of Fish Ladder & Spillways - Construction of Fish Ladder                     |  |                           |                                   | \$                  | 40,000.00            |                     |                   |
| 4500-4502-0001 | Construction of Dam Wall & Pipes - Constr of Dam Wall & Pipes                             |  |                           |                                   |                     |                      |                     |                   |
| 4500-4502-0002 | Construction of Dam Wall & Pipes - Remedial works on top of dam wall (Replace gravel)     |  |                           |                                   |                     |                      |                     |                   |
| 4500-4502-0003 | Construction of Dam Wall & Pipes - Install power to reservoir & pumps                     |  |                           |                                   |                     |                      |                     |                   |
| 4500-4503-0001 | Const Reticulation Dam Forsyth WTP- Const of Reticulation (Dam to Forsyth WTP)            | \$1,146,033.82                         | \$2,964.00                | \$1,148,997.82                    |                     |                      |                     |                   |
| 4500-4503-0002 | Const Reticulation Dam Forsyth WTP- Mobilisation  |  |                           |                                   |                     |                      |                     |                   |
| 4500-4503-0003 | Const Reticulation Dam Forsyth WTP- Design / Survey                                       |  |                           |                                   |                     |                      |                     |                   |
| 4500-4503-0004 | Const Reticulation Dam Forsyth WTP- De-Mobilisation                                       |  |                           |                                   |                     |                      |                     |                   |
| 4500-4504-0001 | Conts Reticulation Dam/Gtown - Const of Reticulation (Dam to Georgetown WTP)              | \$3,165,269.06                         | \$13,089.06               | \$3,178,358.12                    |                     |                      |                     |                   |
| 4500-4504-0002 | Conts Reticulation Dam/Gtown - Mobilisation   |  |                           |                                   |                     |                      |                     |                   |
| 4500-4504-0003 | Conts Reticulation Dam/Gtown - Design / Survey  |  |                           |                                   |                     |                      |                     |                   |
| 4500-4504-0004 | Conts Reticulation Dam/Gtown - De-Mobilisation  |  |                           |                                   |                     |                      |                     |                   |
| 4500-4505-0001 | Charleston Dam Infrastructure Cost - Floating Inlet                                       | \$632,049.52                           | \$16,385.27               | \$648,434.79                      |                     |                      |                     |                   |
| 4500-4506-0001 | Charleston Dam Rec Area - Charleston Dam Rec Survey Des                                   | \$85,373.23                            | \$43,141.82               | \$128,515.05                      | \$                  | 475,000.00           |                     |                   |
| 4500-4506-0002 | Charleston Dam Rec Area - Fencing   |  | \$114,771.51              | \$114,771.51                      |                     |                      |                     |                   |
| 4500-4507-0001 | Charleston Dam Infrastructure Cost - Charls Dam - Pump-housing Fsy water                  |  |                           |                                   |                     |                      |                     |                   |
| 4500-4508-0001 | Dam Water Supply & pipelines & Equipment - Dam Water Supply Item 1                        | \$40,519.03                            | \$69,406.09               | \$109,925.12                      |                     |                      |                     |                   |
| 4500-4509-0001 | Work in Progress - Water - Shed (Council Funded)  |  | \$67,811.35               | \$67,811.35                       |                     |                      |                     |                   |
|                |   | \$7,060,445.40                         | \$332,645.73              | \$7,393,091.13                    |                     |                      |                     |                   |
|                |   |  |                           | \$6,997,465.41                    | post capitalisation |                      |                     |                   |
|                |   | \$12,981,680.43                        | \$7,398,336.39            | \$20,380,016.82                   |                     |                      | - 1,228,995.98      | - 39,369.95       |
|                |   |  |                           | \$19,111,650.89                   |                     |                      |                     |                   |
|                | Other additions   |  |                           |                                   |                     |                      |                     |                   |
|                | Renewals  |  |                           |                                   |                     |                      |                     |                   |



# Etheridge Shire Council

## Statement of Comprehensive Income

For the Year Ended Jun 30 2023

|  | <u>Notes</u> | <u>2023 Actual</u>  | <u>Orig. 22/23</u>  |
|--|--------------|---------------------|---------------------|
| <b>Income</b>  |              |                     |                     |
| <b>Revenue</b>                                       |              |                     |                     |
| <b>Recurrent revenue</b>                             |              |                     |                     |
| Rates, levies and charges                            | 3            | 2,536,504           | 2,492,220           |
| Fees and charges                                     | 3            | 268,253             | 287,500             |
| Interest Income                                      |              | 186,777             | 155,000             |
| Other income   | 3            | 93,861              | 42,000              |
| Rental Income  |              | 168,384             | 222,000             |
| Sales revenue  | 3            | 14,072,438          | 17,980,000          |
| Grants, subsidies, contributions and donations       | 4            | 24,525,309          | 35,032,000          |
| <b>Total recurrent revenue</b>                       |              | <b>41,851,525</b>   | <b>56,210,720</b>   |
| <b>Expenses</b>                                      |              |                     |                     |
| <b>Recurrent expenses</b>                            |              |                     |                     |
| Employee benefits                                    |              | (5,451,246)         | (6,100,500)         |
| Materials and services                               |              | (40,816,034)        | (50,504,750)        |
| Finance Interest Costs                               |              | 0                   | (2,000)             |
| Depreciation and amortisation: PP&E                  | 9            | (4,723,228)         | (5,910,000)         |
| <b>Total recurrent expenses</b>                      |              | <b>(50,990,509)</b> | <b>(62,517,250)</b> |
| <b>Net Operating Result</b>                          |              | <b>(9,138,984)</b>  | <b>(6,306,530)</b>  |
| <b>Capital revenue</b>                               |              |                     |                     |
| Grants, subsidies, contributions and donations       | 4            | 2,624,664           | 7,563,500           |
| Other capital Income                                 |              | (55,331)            | 0                   |
| <b>Total capital revenue</b>                         |              | <b>2,569,333</b>    | <b>7,563,500</b>    |
| <b>Other Expenses</b>                                |              |                     |                     |
| <b>Total other expenses</b>                          |              | <b>0</b>            | <b>0</b>            |
| <b>Net Capital result</b>                            |              | <b>2,569,333</b>    | <b>7,563,500</b>    |
| <b>Other comprehensive income</b>                    |              |                     |                     |
| <b>Total other comprehensive income for the year</b> |              | <b>0</b>            | <b>0</b>            |
| <b>WIP Cap Exp</b>                                   |              |                     |                     |
| <b>Total WIP (Tsf to Fin Postn)</b>                  |              | <b>0</b>            | <b>0</b>            |
| <b>Total comprehensive income for the year</b>       |              | <b>(6,569,651)</b>  | <b>1,256,970</b>    |

The above Statement should be read in conjunction with the accompanying notes and the Summary of Significant Accounting Policies.

# Etheridge Shire Council

## Statement of Financial Position

For the Year Ended Jun 30 2023

|                                      | <u>Notes</u> | <u>2023 Actual</u>        | <u>Orig. 22/23</u>        |
|--------------------------------------|--------------|---------------------------|---------------------------|
| <b>Current Assets</b>                |              |                           |                           |
| Cash and cash equivalents            | 11           | 6,770,157                 | 13,215,227                |
| Receivables                          | 12           | 429,686                   | 366,691                   |
| Contract Assets                      |              | 0                         | 4,570,296                 |
| Other Current Assets                 |              | 726,850                   | 0                         |
| Inventories                          | 13           | 831,585                   | 477,698                   |
|                                      |              | <u>8,758,277</u>          | <u>18,629,912</u>         |
| <b>Total current assets</b>          | <b>2</b>     | <b><u>8,758,277</u></b>   | <b><u>18,629,912</u></b>  |
| <b>Non-current Assets</b>            |              |                           |                           |
| Property Plant & Equipmt - WIP       |              | 8,109,148                 | 47,625,901                |
| Property, plant and equipment        | 15<br>7      | 250,799,013               | 210,208,674               |
|                                      | <b>2</b>     | <b><u>258,908,161</u></b> | <b><u>257,834,575</u></b> |
| <b>TOTAL ASSETS</b>                  |              | <b><u>267,666,439</u></b> | <b><u>276,464,487</u></b> |
| <b>Current Liabilities</b>           |              |                           |                           |
| Payables                             | 17           | 1,279,529                 | 2,135,049                 |
| Contract Liabilities                 |              | 1,369,842                 | 651,567                   |
| Borrowings                           | 21           | 884                       | 15,000                    |
| Provisions                           | 18           | 193,593                   | 340,349                   |
|                                      |              | <u>2,843,847</u>          | <u>3,141,965</u>          |
| <b>Total current liabilities</b>     |              | <b><u>2,843,847</u></b>   | <b><u>3,141,965</u></b>   |
| <b>Non-current Liabilities</b>       |              |                           |                           |
| Borrowings                           | 21           | 29,796                    | 41,377                    |
| Provisions                           | 18           | 2,299,674                 | 826,610                   |
|                                      |              | <u>2,329,470</u>          | <u>867,987</u>            |
| <b>Total non-current liabilities</b> |              | <b><u>2,329,470</u></b>   | <b><u>867,987</u></b>     |
| <b>TOTAL LIABILITIES</b>             |              | <b><u>5,173,317</u></b>   | <b><u>4,009,952</u></b>   |
| <b>NET COMMUNITY ASSETS</b>          |              | <b><u>262,493,121</u></b> | <b><u>272,454,535</u></b> |
| <b>Community Equity</b>              |              |                           |                           |
| Asset revaluation reserve            | 25           | 175,778,324               | 155,723,118               |
| Shire Capital                        |              | 39,500,666                | 39,500,666                |
| Current Surplus                      |              | (6,569,651)               | 8,046,965                 |
| Retained surplus/(deficiency)        |              | 44,322,981                | 50,794,751                |
| Reserves                             |              | 9,460,800                 | 9,460,800                 |
| <b>TOTAL COMMUNITY EQUITY</b>        |              | <b><u>262,493,121</u></b> | <b><u>263,526,300</u></b> |

The above Statement should be read in conjunction with the accompanying notes and the Summary of Significant Accounting Policies.



# Etheridge Shire Council

## Statement of Cash Flows

For the Year Ended Jun 30 2023

|   | <u>Notes</u> | <u>2023 Actual</u> | <u>Orig. 22/23</u>  |
|---|--------------|--------------------|---------------------|
| <b>Cash flows from operating activities:</b>        |              |                    |                     |
| Receipts from customers                             |              | 28,649,389         | 27,695,720          |
| Payments to suppliers and employees                 |              | (58,053,641)       | (56,615,255)        |
| Interest received                                   |              | 187,510            | 156,000             |
| Rental income                                       |              | 168,384            | 222,000             |
| Non-capital grants and contributions                |              | 24,445,833         | 34,937,000          |
| Borrowing costs                                     |              | 0                  | (2,000)             |
| <b>Net cash - operating activities</b>              | <b>23</b>    | <b>(4,602,525)</b> | <b>6,393,465</b>    |
| <b>Cash flows from investing activities:</b>        |              |                    |                     |
| Proceeds from sale of property, plant and equipment | 5            | (55,331)           | 0                   |
| Grants, subsidies, contributions and donations      |              | 2,624,664          | 7,563,500           |
| Payments for property, plant and equipment          |              | (7,303,636)        | (22,887,500)        |
| <b>Net cash - from investing activities</b>         |              | <b>(4,734,303)</b> | <b>(15,324,000)</b> |
| <b>Cash flows from financing activities</b>         |              |                    |                     |
| Repayment of borrowings                             |              | (10,821)           | 0                   |
| <b>Net cash flow - financing activities</b>         |              | <b>(10,821)</b>    | <b>0</b>            |
| <b>Net increase/(decrease) in cash held</b>         |              | <b>(9,347,650)</b> | <b>(8,930,535)</b>  |
| Add cash and cash equivalents - beginning of year   |              | 16,117,806         | 13,215,227          |
| <b>Cash and cash equivalents - closing</b>          | <b>11</b>    | <b>6,770,157</b>   | <b>13,215,227</b>   |

The above Statement should be read in conjunction with the accompanying notes and the Summary of Significant Accounting Policies.

# Etheridge Shire Council

## Statement of Changes in Equity

For the Year Ended Jun 30 2023

|   | Notes            | Asset revaluation reserve |                    | Retained surplus  |                    | Reserves         |                    | Total              |                    |
|---|------------------|---------------------------|--------------------|-------------------|--------------------|------------------|--------------------|--------------------|--------------------|
|   |                  | Note 25                   |                    | 2023<br>Actual    | Original<br>Budget | Note 28          |                    | 2023<br>Actual     | Original<br>Budget |
|   |                  | 2023<br>Actual            | Original<br>Budget |                   |                    | 2023<br>Actual   | Original<br>Budget |                    |                    |
| <b>Opening balance</b>                            | <b>25<br/>28</b> | <u>175,778,324</u>        | <u>155,723,118</u> | <u>83,823,648</u> | <u>90,295,417</u>  | <u>9,460,800</u> | <u>9,460,800</u>   | <u>269,062,772</u> | <u>255,479,335</u> |
| Net operating surplus                             |                  | 0                         | 0                  | (6,569,651)       | 8,046,965          | 0                | 0                  | (6,569,651)        | 8,046,965          |
| <b>Other comprehensive income for the year:</b>   |                  |                           |                    |                   |                    |                  |                    |                    |                    |
| Increase /(decrease) in asset revaluation surplus |                  |                           |                    |                   |                    |                  |                    |                    |                    |
| Available-for-sale financial assets:              |                  |                           |                    |                   |                    |                  |                    |                    |                    |
| <b>Total comprehensive income for the year</b>    |                  | <u>0</u>                  | <u>0</u>           | <u>0</u>          | <u>0</u>           | <u>0</u>         | <u>0</u>           | <u>0</u>           | <u>0</u>           |
| Transfers to other reserves                       |                  |                           |                    |                   |                    |                  |                    |                    |                    |
| <b>Total transfers to and from reserves</b>       | <b>25<br/>28</b> | <u>0</u>                  | <u>0</u>           | <u>0</u>          | <u>0</u>           | <u>0</u>         | <u>0</u>           | <u>0</u>           | <u>0</u>           |
| <b>Closing balance</b>                            |                  | <u>175,778,324</u>        | <u>155,723,118</u> | <u>77,253,997</u> | <u>98,342,382</u>  | <u>9,460,800</u> | <u>9,460,800</u>   | <u>262,493,121</u> | <u>263,526,300</u> |

The above Statement should be read in conjunction with the accompanying notes and the Summary of Significant Accounting Policies.



(Accounts: 0300-0001-0000 to 5014-2400-0000. All report groups. 92% of year elapsed. To Level 4. Excludes committed costs)  
 Etheridge Shire Council (Amended budget to end of report month [31 May 2023]) Financial Year Ending 2023 Printed(LAURIEH): 15-06-2023 1:35:06 PM

|           |                              | REVENUE     |        | EXPENDITURE |           | SURPLUS/(DEFICIENCY) |           |             |       |             |
|-----------|------------------------------|-------------|--------|-------------|-----------|----------------------|-----------|-------------|-------|-------------|
|           |                              | 31 May 2023 | Budget | 31 May 2023 | Budget    | 31 May 2023          | Budget    |             |       |             |
| 1000-0001 | Governance                   |             |        |             |           |                      |           |             |       |             |
| 1000-0002 | Elected Members              | 0           | 0%     | 0           | 373,715   | 102%                 | 367,125   | (373,715)   | 102%  | (367,125)   |
| 1010-0002 | Governance                   | 0           | 0%     | 0           | 0         | 0%                   | 823,856   | 0           | 0%    | (823,856)   |
| 1020-0002 | Economic Development         | 137,620     | 46%    | 300,674     | 346,094   | 308%                 | 112,288   | (208,474)   | -111% | 188,386     |
| 1030-0002 | Civic Receptions and Events  | 0           | 0%     | 1,837       | 0         | 0%                   | 27,500    | 0           | 0%    | (25,663)    |
| 1040-0002 | Regulatory Services          |             |        |             |           |                      |           |             |       |             |
| 1040-0003 | Town Planning                | 0           | 0%     | 45,837      | 0         | 0%                   | 36,663    | 0           | 0%    | 9,174       |
| 1041-0003 | Building Control             | 6,225       | 136%   | 4,587       | 0         | 0%                   | 4,587     | 6,225       | ---   | 0           |
| 1042-0003 | Environmental Health         | 0           | 0%     | 4,587       | 46,690    | 679%                 | 6,875     | (46,690)    | >999% | (2,288)     |
| 1043-0003 | Local Laws                   | 0           | 0%     | 0           | 0         | 0%                   | 9,163     | 0           | 0%    | (9,163)     |
| 1040-0002 | Regulatory Services          | 6,225       | 11%    | 55,011      | 46,690    | 82%                  | 57,288    | (40,465)    | >999% | (2,277)     |
| 1050-0002 | Disaster Management          | 398         | 2%     | 19,250      | 32,973    | 100%                 | 33,000    | (32,575)    | 237%  | (13,750)    |
| 1060-0002 | WH&S                         | 0           | 0%     | 0           | 244,922   | 88%                  | 278,674   | (244,922)   | 88%   | (278,674)   |
| 1000-0001 | Governance                   | 144,243     | 38%    | 376,772     | 1,044,395 | 61%                  | 1,699,731 | (900,151)   | 68%   | (1,322,959) |
| 2000-0001 | Corporate                    |             |        |             |           |                      |           |             |       |             |
| 2000-0002 | General Rates                | 2,303,316   | 128%   | 1,801,712   | 301,936   | ---                  | 0         | 2,001,380   | 111%  | 1,801,712   |
| 2010-0002 | General Administration       | 1,757,137   | 36%    | 4,845,962   | 3,358,753 | 208%                 | 1,616,989 | (1,601,616) | -50%  | 3,228,973   |
| 2020-0002 | Employee Services            | 824,107     | 39%    | 2,108,337   | 1,646,073 | 111%                 | 1,487,288 | (821,965)   | -132% | 621,049     |
| 2030-0002 | ICT                          | 0           | 0%     | 0           | 275,158   | 85%                  | 325,424   | (275,158)   | 85%   | (325,424)   |
| 2040-0002 | Broadcasting Services        | 0           | 0%     | 0           | 17,603    | 171%                 | 10,307    | (17,603)    | 171%  | (10,307)    |
| 2000-0001 | Corporate                    | 4,884,560   | 56%    | 8,756,011   | 5,599,523 | 163%                 | 3,440,008 | (714,962)   | -13%  | 5,316,003   |
| 3000-0001 | Community                    |             |        |             |           |                      |           |             |       |             |
| 3000-0002 | Commercial Rental Properties |             |        |             |           |                      |           |             |       |             |
| 3000-0003 | Staff housing                | 116,809     | 77%    | 152,163     | 280,051   | 79%                  | 352,924   | (163,242)   | 81%   | (200,761)   |
| 3001-0003 | Other Residential            | 2,000       | ---    | 0           | 0         | 0%                   | 0         | 2,000       | ---   | 0           |
| 3002-0003 | Savannah House               | 3,575       | 49%    | 7,337       | 45,494    | 76%                  | 59,587    | (41,919)    | 80%   | (52,250)    |
| 3003-0003 | Demountable Office (Mary St) | 46,000      | 105%   | 44,000      | 0         | 0%                   | 4,587     | 46,000      | 117%  | 39,413      |
| 3004-0003 | Aged Care                    | 20,000      | 22%    | 91,663      | 0         | 0%                   | 0         | 20,000      | 22%   | 91,663      |
| 3000-0002 | Commercial Rental Properties | 188,384     | 64%    | 295,163     | 325,545   | 78%                  | 417,098   | (137,161)   | 112%  | (121,935)   |
| 3010-0002 | Libraries                    | 5,958       | 108%   | 5,500       | 27,246    | 86%                  | 31,625    | (21,288)    | 81%   | (26,125)    |
| 3020-0002 | Community Development        | 31,000      | 141%   | 22,000      | 68,502    | 57%                  | 119,163   | (37,502)    | 39%   | (97,163)    |
| 3030-0002 | Sport & Recreation           | 103,254     | 37%    | 277,288     | 443,977   | 106%                 | 418,000   | (340,723)   | 242%  | (140,712)   |
| 3040-0002 | Halls                        | 1,878       | 41%    | 4,587       | 254,271   | 106%                 | 240,625   | (252,392)   | 107%  | (236,038)   |
| 3050-0002 | Medical Centres              | 0           | 0%     | 0           | 29,168    | 91%                  | 32,087    | (29,168)    | 91%   | (32,087)    |

(Accounts: 0300-0001-0000 to 5014-2400-0000. All report groups. 92% of year elapsed. To Level 4. Excludes committed costs)  
 Etheridge Shire Council (Amended budget to end of report month [31 May 2023]) Financial Year Ending 2023 Printed(LAURIEH): 15-06-2023 1:35:06 PM

|                                   |                                    | REVENUE     |      |            | EXPENDITURE |      |            | SURPLUS/(DEFICIENCY) |       |             |
|-----------------------------------|------------------------------------|-------------|------|------------|-------------|------|------------|----------------------|-------|-------------|
|                                   |                                    | 31 May 2023 |      | Budget     | 31 May 2023 |      | Budget     | 31 May 2023          |       | Budget      |
| 3060-0002                         | Aerodromes                         | 0           | 0%   | 220,000    | 289,367     | 116% | 249,568    | (289,367)            | 979%  | (29,568)    |
| 3070-0002                         | Terrestrial Centre                 | 510,476     | 493% | 103,587    | 395,261     | 108% | 365,739    | 115,216              | -44%  | (262,152)   |
| 3080-0002                         | Little Gems Child Care Centre      | 244,523     | 119% | 206,250    | 318,574     | 81%  | 390,962    | (74,051)             | 40%   | (184,712)   |
| 3090-0002                         | Georgetown Student Hostel          | 86,991      | 100% | 87,076     | 242,147     | 114% | 211,970    | (155,157)            | 124%  | (124,894)   |
| 3100-0002                         | Cemeteries                         | 207         | 1%   | 41,250     | 16,268      | 51%  | 32,087     | (16,061)             | -175% | 9,163       |
| 3000-0001 Community               |                                    | 1,172,673   | 93%  | 1,262,701  | 2,410,327   | 96%  | 2,508,924  | (1,237,654)          | 99%   | (1,246,223) |
|                                   |                                    |             |      |            |             |      |            |                      |       |             |
| 4000-0001 Infrastructure Services |                                    |             |      |            |             |      |            |                      |       |             |
|                                   |                                    |             |      |            |             |      |            |                      |       |             |
| 4000-0002                         | Parks Gardens Reserves and Grounds | 983         | 3%   | 34,375     | 445,525     | 53%  | 836,924    | (444,542)            | 55%   | (802,549)   |
| 4010-0002                         | Rural Lands Protection             | 29,758      | 162% | 18,337     | 82,014      | 29%  | 286,924    | (52,255)             | 19%   | (268,587)   |
| 4020-0002                         | Street Lighting                    | 0           | 0%   | 0          | 10,204      | 111% | 9,174      | (10,204)             | 111%  | (9,174)     |
|                                   |                                    |             |      |            |             |      |            |                      |       |             |
| 4030-0002                         | Roads                              | 2,728,275   | 47%  | 5,830,924  | 2,589,492   | 87%  | 2,962,443  | 138,783              | 5%    | 2,868,481   |
| 4030-0003                         | Shire Roads                        | 0           | 0%   | 870,837    | 710,241     | 221% | 320,837    | (710,241)            | -129% | 550,000     |
| 4031-0003                         | Town Streets                       | 21,953,454  | 85%  | 25,868,337 | 23,441,108  | 91%  | 25,868,337 | (1,487,654)          | ---   | 0           |
| 4032-0003                         | Flood Damage                       |             |      |            |             |      |            |                      |       |             |
| 4030-0002 Roads                   |                                    | 24,681,729  | 76%  | 32,570,098 | 26,740,841  | 92%  | 29,151,617 | (2,059,111)          | -60%  | 3,418,481   |
| 4040-0002 Depot and Stores        |                                    | 110,119     | 39%  | 284,163    | 456,231     | 57%  | 802,538    | (346,112)            | 67%   | (518,375)   |
|                                   |                                    |             |      |            |             |      |            |                      |       |             |
| 4050-0002                         | Recoverable Works                  | 135,040     | 368% | 36,663     | 123,711     | 375% | 33,000     | 11,329               | 309%  | 3,663       |
| 4050-0003                         | Private Works                      | 13,874,503  | 85%  | 16,316,663 | 17,445,362  | 119% | 14,666,663 | (3,570,859)          | -216% | 1,650,000   |
| 4051-0003                         | DTMR                               |             |      |            |             |      |            |                      |       |             |
| 4050-0002 Recoverable Works       |                                    | 14,009,543  | 86%  | 16,353,326 | 17,569,073  | 120% | 14,699,663 | (3,559,530)          | -215% | 1,653,663   |
| 4060-0002 Plant Operations        |                                    | 6,826,944   | 111% | 6,123,337  | 3,436,180   | 75%  | 4,578,750  | 3,390,764            | 220%  | 1,544,587   |
| 4000-0001 Infrastructure Services |                                    | 45,659,077  | 82%  | 55,383,636 | 48,740,067  | 97%  | 50,365,590 | (3,080,991)          | -61%  | 5,018,046   |
|                                   |                                    |             |      |            |             |      |            |                      |       |             |
| 5000-0001 Utilities               |                                    |             |      |            |             |      |            |                      |       |             |
|                                   |                                    |             |      |            |             |      |            |                      |       |             |
| 5000-0002                         | Water Supply                       | 348,274     | 111% | 313,698    | 520,044     | 79%  | 655,424    | (171,771)            | 50%   | (341,726)   |
| 5000-0003                         | Georgetown WTP & Reticulation      | 100,523     | 87%  | 115,599    | 291,896     | 73%  | 400,587    | (191,374)            | 67%   | (284,988)   |
| 5001-0003                         | Forsayth WTP & Reticulation        | 0           | 0%   | 0          | 170,481     | 93%  | 183,337    | (170,481)            | 93%   | (183,337)   |
| 5002-0003                         | Charleston Dam                     |             |      |            |             |      |            |                      |       |             |
| 5000-0002 Water Supply            |                                    | 448,796     | 105% | 429,297    | 982,421     | 79%  | 1,239,348  | (533,625)            | 66%   | (810,051)   |
|                                   |                                    |             |      |            |             |      |            |                      |       |             |
| 5010-0002                         | Waste Management                   | 129,087     | 125% | 103,587    | 226,566     | 177% | 127,886    | (97,478)             | 401%  | (24,299)    |
| 5010-0003                         | Georgetown                         | 13,672      | 3%   | 471,031    | 16,000      | 100% | 16,038     | (2,328)              | -1%   | 454,993     |
| 5011-0003                         | Forsayth                           | 9,808       | 104% | 9,438      | 14,741      | 92%  | 16,038     | (4,933)              | 75%   | (6,600)     |
| 5012-0003                         | Einasleigh                         | 10,533      | 118% | 8,943      | 8,061       | 70%  | 11,462     | 2,472                | -98%  | (2,519)     |
| 5013-0003                         | Mt Surprise                        |             |      |            |             |      |            |                      |       |             |



Revenue and Expenditure Summary

(Accounts: 0300-0001-0000 to 5014-2400-0000. All report groups. 92% of year elapsed. To Level 4. Excludes committed costs)  
 Etheridge Shire Council (Amended budget to end of report month [31 May 2023]) Financial Year Ending 2023 Printed(LAURIEH): 15-06-2023 1:35:06 PM

|                                      | REVENUE           |            |                   | EXPENDITURE       |            |                   | SURPLUS/(DEFICIENCY) |                       |
|--------------------------------------|-------------------|------------|-------------------|-------------------|------------|-------------------|----------------------|-----------------------|
|                                      | 31 May 2023       |            | Budget            | 31 May 2023       |            | Budget            | 31 May 2023          | Budget                |
| 5010-0002 Waste Management           | 163,100           | 28%        | 592,999           | 265,367           | 155%       | 171,424           | (102,268)            | -24% 421,575          |
| 5000-0001 Utilities                  | 611,896           | 60%        | 1,022,296         | 1,247,789         | 88%        | 1,410,772         | (635,893)            | 164% (388,476)        |
| <b>TOTAL REVENUE AND EXPENDITURE</b> | <b>52,472,449</b> | <b>79%</b> | <b>66,801,416</b> | <b>59,042,100</b> | <b>99%</b> | <b>59,425,025</b> | <b>(6,569,651)</b>   | <b>-89% 7,376,391</b> |



(Accounts: 0300-0001-0000 to 5014-2400-0000. All report groups. 92% of year elapsed. To Details. Excludes committed costs)  
 Etheridge Shire Council (Budget for full year) Financial Year Ending 2023 Printed(LAURIEH): 15-06-2023 1:38:36 PM

|                       |                                      | OPENING    | YEAR TO DATE | BUDGET | CURRENT BALANCE | BUDGET |
|-----------------------|--------------------------------------|------------|--------------|--------|-----------------|--------|
|                       |                                      | BALANCE    | 31 May 2023  |        | 31 May 2023     |        |
| <u>CURRENT ASSETS</u> |                                      |            |              |        |                 |        |
| <u>=====</u>          |                                      |            |              |        |                 |        |
| 0300-0001             | ASSETS LIABILITIES & EQUITY          |            |              |        |                 |        |
| 0300-0002             | CASH AND RECEIVABLES                 |            |              |        |                 |        |
| 0300-3000             | Bendigo Cash at Bank                 | 328,931    | 2,104,891    | 0      | 2,433,822       | 180%   |
| 0300-3005             | Investments                          | 15,787,376 | (11,452,541) | 0      | 4,334,835       | 37%    |
| 0300-3020             | Cash on Hand                         | 1,500      | 0            | 0      | 1,500           | ---    |
| 0300-3020-0010        | Office Till Float                    | 200        | 0            | 0      | 200             | ---    |
| 0300-3020-0020        | Office Petty Cash                    | 0          | 0            | 0      | 0               | 0%     |
| 0300-3020-0030        | Community Float                      | 0          | 0            | 0      | 0               | 0%     |
| 0300-3020-0040        | Child Care Centre Float              | 0          | 0            | 0      | 0               | 0%     |
| 0300-3020-0050        | Terrestrial Tills Float              | 1,300      | 0            | 0      | 1,300           | ---    |
| 0300-3020-0060        | Terrestrial Combo Machine Float      | 0          | 0            | 0      | 0               | 0%     |
| 0300-3020-0070        | Terrestrial Coffee Machine Float     | 0          | 0            | 0      | 0               | 0%     |
| 0300-3020-0080        | Stores Till-Petty Cash               | 0          | 0            | 0      | 0               | 0%     |
| 0300-3020-0090        | TerrEstrial Petty Cash               | 0          | 0            | 0      | 0               | 0%     |
| 0300-3030             | General Fund Bank Error Adjustment   | 0          | 0            | 0      | 0               | 0%     |
| 0300-3100             | Receivables - Rates                  | 14,130     | 85,014       | 0      | 99,144          | 92%    |
| 0300-3110             | Rates Receivable Adjustment          | 39,399     | (39,399)     | 0      | 0               | 0%     |
| 0300-3120             | EOY Receipts-Rates                   | 0          | 0            | 0      | 0               | 0%     |
| 0300-3130             | Allowance for Impairment - Rates     | 0          | 0            | 0      | 0               | 0%     |
| 0300-3150             | Receivables - Govt Subsidy           | 200        | 538          | 0      | 738             | ---    |
| 0300-3200             | Receivables - Debtors                | 1,001,616  | (981,498)    | 0      | 20,118          | 1%     |
| 0300-3210             | Grants Receivable - Roads            | 504,279    | (504,279)    | 0      | 0               | 0%     |
| 0300-3230             | Receivables - Animals                | 0          | 0            | 0      | 0               | 0%     |
| 0300-3240             | Bond Receivable                      | 0          | 0            | 0      | 0               | 0%     |
| 0300-3250             | Debtors Receivable Adjustment        | (150,923)  | 150,608      | 0      | (315)           | 0%     |
| 0300-3260             | EOY Receipts-Debtors                 | 0          | 310,000      | 0      | 310,000         | ---    |
| 0300-3270             | Prepaid Expenses                     | 99,433     | (99,433)     | 0      | 0               | 0%     |
| 0300-3280             | Allowance for Impairment - Debtors   | 0          | 0            | 0      | 0               | 0%     |
| 0300-3300             | Stores Inventories                   | 654,520    | 123,971      | 0      | 778,491         | 183%   |
| 0300-3310             | House & Land - Held for Resale GST   | 53,093     | 0            | 0      | 53,093          | 100%   |
| 0300-3320             | House & Land -Held for Resale Input  | 0          | 0            | 0      | 0               | 0%     |
| 0300-3330             | Store Inventory Accruals             | 0          | 0            | 0      | 0               | 0%     |
| 0300-3340             | Store Inventory Impairment Provision | 0          | 0            | 0      | 0               | 0%     |
| 0300-3400             | Contract Receivable                  | 3,886,959  | (3,886,959)  | 0      | 0               | 0%     |
| 0390-3000             | Heritage Mineral Collection          | 726,850    | 0            | 0      | 726,850         | ---    |
| 0300-0002             | CASH AND RECEIVABLES TOTAL           | 22,947,363 | (14,189,086) | 0      | 8,758,277       | 47%    |
| 0300-0001             | ASSETS LIABILITIES & EQUITY TOTAL    | 22,947,363 | (14,189,086) | 0      | 8,758,277       | 47%    |
|                       | TOTAL CURRENT ASSETS                 | 22,947,363 | (14,189,086) | 0      | 8,758,277       | 47%    |

(Accounts: 0300-0001-0000 to 5014-2400-0000. All report groups. 92% of year elapsed. To Details. Excludes committed costs)  
 Etheridge Shire Council (Budget for full year) Financial Year Ending 2023 Printed(LAURIEH): 15-06-2023 1:38:36 PM

|                           |                                      | OPENING      | YEAR TO DATE |        | CURRENT BALANCE |        |
|---------------------------|--------------------------------------|--------------|--------------|--------|-----------------|--------|
|                           |                                      | BALANCE      | 31 May 2023  | BUDGET | 31 May 2023     | BUDGET |
| <u>NON-CURRENT ASSETS</u> |                                      |              |              |        |                 |        |
| 0300-0001                 | ASSETS LIABILITIES & EQUITY          |              |              |        |                 |        |
| 0400-0002                 | NON-CURRENT ASSETS                   |              |              |        |                 |        |
| 0400-4000                 | Land & Buildings - Held for Resale   | 0            | 0            | 0%     | 0               | 0%     |
| 0400-4050                 | WIP - Land & Bldgs - Held for Resale | 0            | 0            | 0%     | 0               | 0%     |
| 0400-4100                 | Land & Land Improvements             | 1,701,500    | 69,375       | ---    | 0               | 111%   |
| 0400-4150                 | WIP - Land & Land Improvements       | 0            | 24,250       | 5%     | 500,000         | 5%     |
| 0400-4200                 | Buildings                            | 27,897,248   | 1,040,562    | ---    | 0               | 113%   |
| 0400-4210                 | Accum. Dep. - Buildings              | (8,975,594)  | (808,539)    | ---    | 0               | 90%    |
| 0400-4250                 | WIP - Buildings                      | 231,378      | 73,382       | 2%     | 4,390,000       | 3%     |
| 0400-4300                 | Other Structures                     | 15,633,574   | 701,735      | ---    | 0               | 113%   |
| 0400-4310                 | Accum. Dep. - Other Structures       | (6,054,302)  | (454,110)    | ---    | 0               | 132%   |
| 0400-4350                 | WIP - Other Structures               | 1,804,148    | (1,748,217)  | -100%  | 1,746,000       | 1%     |
| 0400-4400                 | Fleet Plant & Equipment              | 12,035,969   | 1,220,176    | ---    | 0               | 129%   |
| 0400-4410                 | Accum. Dep - Fleet Plant & Equipment | (4,972,112)  | (326,396)    | ---    | 0               | 95%    |
| 0400-4450                 | WIP - Fleet Plant & Equipment        | 55,210       | 204,300      | 5%     | 4,251,000       | 3%     |
| 0400-4500                 | Furniture & Other Equipment          | 1,067,302    | 27,464       | ---    | 0               | 166%   |
| 0400-4510                 | Accum. Dep - Furniture & Other Equip | (445,838)    | (59,604)     | ---    | 0               | 120%   |
| 0400-4550                 | WIP - Furniture & Other Equipment    | 0            | 44,951       | ---    | 0               | ---    |
| 0400-4600                 | Roads Infrastructure                 | 219,681,133  | 8,294,597    | ---    | 0               | 115%   |
| 0400-4610                 | Accum. Dep. - Roads Infrastructure   | (33,491,383) | (2,438,999)  | ---    | 0               | 127%   |
| 0400-4650                 | WIP - Roads Infrastructure           | 3,830,499    | (3,289,853)  | -57%   | 5,805,000       | 5%     |
| 0400-4700                 | Water Infrastructure                 | 11,204,116   | 237,797      | ---    | 0               | 94%    |
| 0400-4710                 | Accum. Dep. - Water Infrastructure   | (4,762,178)  | (51,119)     | ---    | 0               | 134%   |
| 0400-4750                 | WIP - Water Infrastructure           | 7,060,445    | (181,346)    | -64%   | 285,500         | 61%    |
| 0400-4800                 | Heritage Mineral Collection          | 0            | 0            | 0%     | 0               | 0%     |
| 0480-4000                 | Land Improvements                    | 12,826,640   | 0            | 0%     | 0               | ---    |
| 0480-4000-0001            | Land improvements - at Cost          | 12,826,640   | 0            | 0%     | 0               | ---    |
| 0480-4000-0002            | Land Improvements - at Valuation     | 0            | 0            | 0%     | 0               | 0%     |
| 0480-4100                 | Land improvements - Accum Depn       | 0            | 0            | 0%     | 0               | 0%     |
| 0400-0002                 | NON-CURRENT ASSETS TOTAL             | 256,327,754  | 2,580,407    | 15%    | 16,977,500      | 100%   |
| 0300-0001                 | ASSETS LIABILITIES & EQUITY TOTAL    | 256,327,754  | 2,580,407    | 15%    | 16,977,500      | 100%   |
|                           | TOTAL NON-CURRENT ASSETS             | 256,327,754  | 2,580,407    | 15%    | 16,977,500      | 100%   |
|                           | TOTAL ASSETS                         | 279,275,117  | (11,608,679) | -68%   | 16,977,500      | 97%    |



(Accounts: 0300-0001-0000 to 5014-2400-0000. All report groups. 92% of year elapsed. To Details. Excludes committed costs)  
 Etheridge Shire Council (Budget for full year) Financial Year Ending 2023 Printed(LAURIEH): 15-06-2023 1:38:36 PM

|                            | OPENING<br>BALANCE               | YEAR TO DATE<br>31 May 2023 | BUDGET | CURRENT BALANCE<br>31 May 2023 | BUDGET |
|----------------------------|----------------------------------|-----------------------------|--------|--------------------------------|--------|
| <u>CURRENT LIABILITIES</u> |                                  |                             |        |                                |        |
| =====                      |                                  |                             |        |                                |        |
| 0300-0001                  | ASSETS LIABILITIES & EQUITY      |                             |        |                                |        |
| 0500-0002                  | CURRENT PAYABLES AND LIABILITIES |                             |        |                                |        |
| 0500-5000                  | 3,385,241                        | (2,015,399)                 | 0      | 1,369,842                      | 210%   |
| 0500-5100                  | 102                              | 712                         | 0      | 814                            | 1%     |
| 0500-5110                  | 0                                | 0                           | 0      | 0                              | 0%     |
| 0500-5120                  | 0                                | 172                         | 0      | 172                            | ---    |
| 0500-5200                  | 1,136,657                        | (987,279)                   | 0      | 149,378                        | <99%   |
| 0500-5210                  | 2,585,796                        | (2,570,796)                 | 0      | 15,000                         | 1%     |
| 0500-5220                  | 37,582                           | (2,130)                     | 0      | 35,452                         | 71%    |
| 0500-5230                  | 4,085                            | 4,701                       | 0      | 8,786                          | 21%    |
| 0500-5240                  | (4,277)                          | 4,115                       | 0      | (162)                          | -1%    |
| 0500-5250                  | 99                               | 0                           | 0      | 99                             | 100%   |
| 0500-5260                  | 0                                | 0                           | 0      | 0                              | 0%     |
| 0500-5270                  | 0                                | 0                           | 0      | 0                              | 0%     |
| 0500-5280                  | 4,560                            | 245                         | 0      | 4,805                          | 56%    |
| 0500-5290                  | 7,198                            | 537,916                     | 0      | 545,114                        | 939%   |
| 0500-5300                  | 497,359                          | 22,712                      | 0      | 520,071                        | 96%    |
| 0500-5310                  | 275,253                          | (81,661)                    | 0      | 193,593                        | 57%    |
| 0500-5400                  | 0                                | 0                           | 0      | 0                              | 0%     |
| 0500-5410                  | 11,705                           | (10,821)                    | 0      | 884                            | 6%     |
| 0500-5420                  | 0                                | 0                           | 0      | 0                              | 0%     |
| 0500-0002                  | 7,941,360                        | (5,097,513)                 | 0      | 2,843,847                      | 91%    |
| 0300-0001                  | 7,941,360                        | (5,097,513)                 | 0      | 2,843,847                      | 91%    |
|                            | 7,941,360                        | (5,097,513)                 | 0      | 2,843,847                      | 91%    |

(Accounts: 0300-0001-0000 to 5014-2400-0000. All report groups. 92% of year elapsed. To Details. Excludes committed costs)  
 Etheridge Shire Council (Budget for full year) Financial Year Ending 2023 Printed(LAURIEH): 15-06-2023 1:38:36 PM

|                                | OPENING<br>BALANCE              | YEAR TO DATE<br>31 May 2023 | BUDGET | CURRENT BALANCE<br>31 May 2023 | BUDGET |
|--------------------------------|---------------------------------|-----------------------------|--------|--------------------------------|--------|
| <u>NON-CURRENT LIABILITIES</u> |                                 |                             |        |                                |        |
| 0300-0001                      | ASSETS LIABILITIES & EQUITY     |                             |        |                                |        |
| 0600-0002                      | LOANS & LIABILITIES NON-CURRENT |                             |        |                                |        |
| 0600-6300                      | 140,186                         | 58,485                      | ---    | 198,671                        | 253%   |
| 0600-6310                      | 0                               | 0                           | 0%     | 0                              | 0%     |
| 0600-6400                      | 0                               | 0                           | 0%     | 0                              | 0%     |
| 0600-6410                      | 29,796                          | 0                           | 0%     | 29,796                         | 72%    |
| 0600-6420                      | 0                               | 0                           | 0%     | 0                              | 0%     |
| 0600-6500                      | 1,476,175                       | 0                           | 0%     | 1,476,175                      | 458%   |
| 0600-6510                      | 211,794                         | 0                           | 0%     | 211,794                        | 137%   |
| 0600-6520                      | 178,328                         | 0                           | 0%     | 178,328                        | 154%   |
| 0600-6530                      | 234,706                         | 0                           | 0%     | 234,706                        | 152%   |
| 0600-0002                      | 2,270,985                       | 58,485                      | ---    | 2,329,470                      | 268%   |
| 0300-0001                      | 2,270,985                       | 58,485                      | ---    | 2,329,470                      | 268%   |
|                                | 2,270,985                       | 58,485                      | ---    | 2,329,470                      | 268%   |
|                                | 10,212,345                      | (5,039,028)                 | ---    | 5,173,317                      | 129%   |
|                                | 269,062,772                     | (6,569,651)                 | -39%   | 262,493,121                    | 96%    |



(Accounts: 0300-0001-0000 to 5014-2400-0000. All report groups. 92% of year elapsed. To Details. Excludes committed costs)  
 Etheridge Shire Council (Budget for full year) Financial Year Ending 2023 Printed(LAURIEH): 15-06-2023 1:38:36 PM

|  |                                      | OPENING     | YEAR TO DATE |        | CURRENT BALANCE |             |
|--|--------------------------------------|-------------|--------------|--------|-----------------|-------------|
|  |                                      | BALANCE     | 31 May 2023  | BUDGET | 31 May 2023     | BUDGET      |
| <u>COMMUNITY EQUITY</u>                          |                                      |             |              |        |                 |             |
| <u>0300-0001 ASSETS LIABILITIES &amp; EQUITY</u> |                                      |             |              |        |                 |             |
| 0700-0002  | SHIRE CAPITAL & RESERVES             |             |              |        |                 |             |
| 0700-7000  | Shire Capital Account                | 39,500,666  | 0            | 0%     | 0               | 39,500,666  |
| 0700-7100  | Current Surplus                      | 0           | (6,569,651)  | -82%   | 8,046,970       | (6,569,651) |
| 0700-7200  | Accumulated Surplus                  | 44,322,981  | 0            | 0%     | 0               | 44,322,981  |
| 0700-7300  | Asset Reval Reserve - Roads          | 149,195,847 | 0            | 0%     | 0               | 149,195,847 |
| 0700-7310  | Asset Reval Reserve - Land           | 1,260,940   | 0            | 0%     | 0               | 1,260,940   |
| 0700-7320  | Asset Reval Reserve - Buildings      | 14,756,102  | 0            | 0%     | 0               | 14,756,102  |
| 0700-7330  | Asset Reval Reserve - Water          | 3,133,073   | 0            | 0%     | 0               | 3,133,073   |
| 0700-7340  | Asset Reval Reserve -Other Structure | 7,132,406   | 0            | 0%     | 0               | 7,132,406   |
| 0700-7350  | Asset Reval Reserve-Plant            | 0           | 0            | 0%     | 0               | 0           |
| 0700-7360  | Asset Reval Reserve-TERMINERAL       | 299,956     | 0            | 0%     | 0               | 299,956     |
| 0700-7400  | Reserve Recurrent Expenditure Grants | 53,502      | 0            | 0%     | 0               | 53,502      |
| 0700-7410  | Capital Grants Reserve               | 0           | 0            | 0%     | 0               | 0           |
| 0700-7420  | Plant Replacement Reserve            | 872,351     | 0            | 0%     | 0               | 872,351     |
| 0700-7430  | Future Capital Works Reserve         | 7,448,875   | 0            | 0%     | 0               | 7,448,875   |
| 0700-7440  | Capital Works Reserves               | 1,086,072   | 0            | 0%     | 0               | 1,086,072   |
| 0700-7500  | Appn: General Revenue for Capital    | 0           | 0            | 0%     | 0               | 0           |
| 0700-7510  | Appn: Profit/Loss on Sale NC Assets  | 0           | 0            | 0%     | 0               | 0           |
| 0700-7520  | Appn: Profit/Loss on Land Sales      | 0           | 0            | 0%     | 0               | 0           |
| 0700-7530  | Appn: Unfunded Depreciation          | 0           | 0            | 0%     | 0               | 0           |
| 0700-7540  | Appn: Constrained Works Reserve      | 0           | 0            | 0%     | 0               | 0           |
| 0700-7550  | Appn: Reserve held Future Recur Exp  | 0           | 0            | 0%     | 0               | 0           |
| 0700-7560  | Appn: Capital Grants                 | 0           | 0            | 0%     | 0               | 0           |
| 0700-7570  | Appn: Plant Replacement Reserve      | 0           | 0            | 0%     | 0               | 0           |
| 0700-7580  | Appn: Future Capital Works Reserve   | 0           | 0            | 0%     | 0               | 0           |
| 0700-7590  | Appn: Capital Works Reserves         | 0           | 0            | 0%     | 0               | 0           |
| 0700-0002  | SHIRE CAPITAL & RESERVES TOTAL       | 269,062,772 | (6,569,651)  | -82%   | 8,046,970       | 262,493,121 |
| 0300-0001  | ASSETS LIABILITIES & EQUITY TOTAL    | 269,062,772 | (6,569,651)  | -82%   | 8,046,970       | 262,493,121 |
|  | TOTAL COMMUNITY EQUITY               | 269,062,772 | (6,569,651)  | -82%   | 8,046,970       | 262,493,121 |

Etheridge Shire Council

Printed(ANDREW): 15-06-2023 1:56:26 PM

| FUND SUMMARY               | FUND | ARREARS         |                | LEVIES            |                 |            | DR SUPP.         | CR SUPP.         | INTEREST        | RECEIPTS          | DISCOUNT         | WRITE OFFS    | SUBSIDY         |                 | UNALLOCATED RECEIPTS | BALANCE         |
|----------------------------|------|-----------------|----------------|-------------------|-----------------|------------|------------------|------------------|-----------------|-------------------|------------------|---------------|-----------------|-----------------|----------------------|-----------------|
|                            |      | RATES           | INTEREST       | RATES             | WATER           | GOVERNMENT |                  |                  |                 |                   |                  |               | COUNCIL         |                 |                      |                 |
| GENERAL                    |      | 28005.99        | 6042.96        | 2301529.55        |                 |            | 732118.70        | 738081.33        | 8200.62         | 1924731.64        | 282730.50        | 64.16         | 7767.48         | 19104.82        |                      | 103417.89       |
| WATER                      |      | 9319.46         | 2273.74        | 323779.10         |                 |            | 7617.57          | 7433.17          | 979.70          | 274320.96         | 45538.14         | 5.22          | 1783.69         | 3165.39         |                      | 11723.00        |
| CLEANSING                  |      | 1136.90         | 144.86         | 128022.85         |                 |            |                  | 2556.95          | 2728.47         | 161.32            | 109499.27        |               | 1.27            |                 |                      | 1875.46         |
| T.V.                       |      |                 |                |                   |                 |            |                  |                  |                 |                   |                  |               |                 |                 |                      | 0.00            |
| COMMERCIAL GARBAGE         |      |                 |                | 669.27            |                 |            |                  | 418.06           |                 | 924.23            | 163.10           |               |                 |                 |                      | 4878.02         |
| WATER CONSUMPTION          |      | 1826.95         | 215.82         | 53702.10          | 70115.84        |            |                  | 409.50           | 409.51          | 148.75            | 121130.23        |               | 1.20            |                 |                      | 1793.72         |
| WASTE MANAGEMENTT          |      | 1333.35         | 147.64         | 34405.26          |                 |            |                  | 1391.02          | 1924.09         | 151.90            | 31919.22         |               | 1.22            | 624.17          | 1166.75              | 0.00            |
| RURAL FIRE AREA 1          |      |                 |                |                   |                 |            |                  |                  |                 |                   |                  |               |                 |                 |                      | 10339.92        |
| Emergency Fire & Res       |      | 2557.60         | 524.56         | 120030.40         |                 |            |                  | 4361.41          | 4509.02         | 836.32            | 113421.05        |               | 40.30           |                 |                      | 6965.98         |
| CHARGE ON LAND             |      |                 |                |                   |                 |            |                  | 6965.98          |                 |                   |                  |               |                 |                 |                      | -43454.30       |
| Unallocated Rates Receipts |      |                 |                |                   |                 |            |                  |                  |                 |                   |                  |               |                 |                 |                      | -43454.30       |
| <b>FUND SUMMARY TOTAL</b>  |      | <b>44180.25</b> | <b>9349.58</b> | <b>2962138.53</b> | <b>70115.84</b> |            | <b>755839.19</b> | <b>755085.59</b> | <b>10478.61</b> | <b>2575946.60</b> | <b>346350.15</b> | <b>113.37</b> | <b>10175.34</b> | <b>23436.96</b> |                      | <b>97539.69</b> |

Etheridge Shire Council

Printed (ANDREW) : 15-06-2023 1:56:54 PM

FUND SUMMARY

| FUND                         | 366+ DAYS<br>ARREARS | 181-365 DAYS<br>ARREARS | 31-180 DAYS<br>ARREARS | 1-30 DAYS<br>ARREARS | TOTAL            |
|------------------------------|----------------------|-------------------------|------------------------|----------------------|------------------|
| GENERAL                      | 23410.42             | 75448.15                | 3496.79                | 1062.53              | 103417.89        |
| WATER                        | 6947.65              | 4090.51                 | 421.36                 | 263.48               | 11723.00         |
| CLEANSING                    | 642.69               | 1157.37                 | 62.85                  | 12.55                | 1875.46          |
| WATER CONSUMPTION            | 248.43               | 238.11                  | 4256.28                |                      | 4742.82          |
| WASTE MANAGEMENTT            | 828.51               | 885.11                  | 69.11                  | 11.99                | 1793.72          |
| Emergency Fire & Rescue Levy | 1593.51              | 8312.84                 | 349.17                 | 84.40                | 10339.92         |
| CHARGE ON LAND               |                      | 346.10                  | 6619.88                |                      | 6965.98          |
| <b>FUND SUMMARY TOTAL</b>    | <b>33671.21</b>      | <b>90478.19</b>         | <b>15274.44</b>        | <b>1434.95</b>       | <b>140858.79</b> |

Etheridge Shire Council

Printed (RENEEB) : 16-06-2023 11:49:27 AM

| ASSESSMENT      | NAME | THIS YEAR |          |              |              | --ARREARS-- |         |         |         |         |          | INTEREST | UNALLOC REC | TOTAL     | ---LAST PAYMENT--- |            |       |
|-----------------|------|-----------|----------|--------------|--------------|-------------|---------|---------|---------|---------|----------|----------|-------------|-----------|--------------------|------------|-------|
|                 |      | 1st LEVY  | 2nd LEVY | SUPP. LEVIES | WATER LEVIES | 1 YEAR      | 2 YEARS | 3 YEARS | 4 YEARS | 5 YEARS | 5+ YEARS |          |             |           | AMOUNT             | DATE       |       |
| 00039-00000-000 |      | 2189.92   |          |              |              |             |         |         |         |         |          | 119.83   |             | 2309.75   | 2115.97            | 22-10-2021 |       |
| 00051-50000-000 |      | 1112.58   |          |              |              |             |         |         |         |         |          | 60.87    |             | 1173.45   | 971.47             | 22-10-2021 |       |
| 00080-00000-000 |      |           |          |              | 509.84       |             |         |         |         |         |          | 5.74     |             | 515.58    | 2368.74            | 03-10-2022 |       |
| 00081-51000-000 |      | 203.34    |          |              | 219.56       |             |         |         |         |         |          | 36.22    |             | 459.12    | 50.00              | 15-03-2023 |       |
| 00089-10000-000 |      |           |          |              | 761.13       |             |         |         |         |         |          | 8.56     |             | 769.69    | 1431.58            | 01-10-2022 |       |
| 00094-50000-000 |      |           |          |              |              |             |         |         |         |         |          | 1.65     |             | 1.65      | 292.63             | 07-05-2023 |       |
| 00097-00000-000 |      | 110.78    |          |              | 250.32       |             |         |         |         |         |          | 22.27    |             | 383.37    | 50.00              | 01-04-2023 |       |
| 00104-00000-000 |      | 1817.34   |          |              | 9.02         | 1872.36     | 1707.77 | 322.49  |         |         |          | 1305.64  |             | 7034.62   | 500.00             | 09-12-2022 |       |
| 00109-00000-000 |      |           |          |              | 294.17       |             |         |         |         |         |          | 3.31     |             | 297.48    | 1693.08            | 02-10-2022 |       |
| 00114-00000-000 |      |           |          |              | 146.06       |             |         |         |         |         |          | 1.65     |             | 147.71    | 1593.28            | 20-09-2022 |       |
| 00172-00000-000 |      | 1640.01   |          |              | 351.34       |             |         |         |         |         |          | 173.99   |             | 2165.34   | 250.00             | 04-05-2023 |       |
| 00203-00000-000 |      |           |          |              | 52.79        |             |         |         |         |         |          | 0.60     |             | 53.39     | 0.14               | 04-10-2022 |       |
| 00251-00000-000 |      |           |          |              | 3.58         |             |         |         |         |         |          | 0.04     |             | 3.62      | 2036.01            | 29-09-2022 |       |
| 00251-10900-000 |      |           |          | 569.69       |              |             |         |         |         |         |          | 1.92     |             | 571.61    | 0.00               |            |       |
| 00251-25500-000 |      |           |          |              | 134.15       |             |         |         |         |         |          | 1.51     |             | 135.66    | 1841.34            | 21-09-2022 |       |
| 00251-60000-000 |      |           |          |              | 7.80         |             |         |         |         |         |          | 0.08     |             | 7.88      | 1793.73            | 28-09-2022 |       |
| 00253-01100-000 |      |           |          |              | 161.27       |             |         |         |         |         |          | 1.81     |             | 163.08    | 1799.54            | 02-09-2022 |       |
| 00254-20000-000 |      | 1083.00   |          | 3631.14      |              | 978.52      | 940.40  | 968.00  | 949.60  | 927.60  | 893.30   | 2765.65  |             | 13137.21  | 866.29             | 02-11-2015 |       |
| 00264-10000-000 |      |           |          |              | 49.05        |             |         |         |         |         |          | 0.55     |             | 49.60     | 1840.55            | 27-09-2022 |       |
| 00265-17000-000 |      | 1083.00   |          | 3334.84      |              | 978.52      | 940.40  | 968.00  | 949.60  | 927.60  |          | 2219.36  |             | 11401.32  | 1000.00            | 29-05-2018 |       |
| 00265-26000-000 |      |           |          |              | 116.47       |             |         |         |         |         |          | 0.78     |             | 117.25    | 711.96             | 07-04-2023 |       |
| 00265-30000-000 |      |           |          |              | 117.09       |             |         |         |         |         |          | 1.32     |             | 118.41    | 1867.50            | 28-09-2022 |       |
| 00265-32000-000 |      | 1083.00   |          |              |              |             |         |         |         |         |          | 148.86   |             | 1231.86   | 1000.00            | 16-02-2023 |       |
| 00265-33000-000 |      | 1783.27   |          |              |              |             |         |         |         |         |          | 410.33   |             | 2193.60   | 100.00             | 12-06-2023 |       |
| 00265-53000-000 |      | 1359.11   |          |              |              |             |         |         |         |         |          | 362.96   |             | 3165.76   | 3744.73            | 21-10-2020 |       |
| 00268-67000-000 |      |           |          |              | 11.62        | 1263.84     | 168.23  |         |         |         |          | 0.28     |             | 24.69     | 5694.28            | 29-09-2022 |       |
| 00278-00000-000 |      |           |          |              | 24.41        |             |         |         |         |         |          | 7.18     |             | 645.74    | 1816.35            | 09-09-2022 |       |
| 00279-20000-000 |      |           |          |              | 638.56       |             |         |         |         |         |          | 0.10     |             | 9.00      | 1792.63            | 21-09-2022 |       |
| 00295-50000-000 |      |           |          |              | 8.90         |             |         |         |         |         |          | 0.58     |             | 52.04     | 3524.92            | 05-10-2022 |       |
| 00297-00000-000 |      | 105.60    |          |              | 51.46        |             |         |         |         |         |          | 9.32     |             | 114.92    | 713.60             | 27-10-2022 |       |
| 00332-30000-000 |      |           |          |              |              |             |         |         |         |         |          | 24.81    |             | 100.00    | 100.00             | 03-03-2023 |       |
| 00338-00000-000 |      |           |          |              | 187.47       |             |         |         |         |         |          | 13.10    |             | 200.57    | 1515.49            | 14-10-2022 |       |
| 00353-30000-000 |      |           |          |              | 2218.32      |             | 1953.19 |         |         |         |          | 390.55   |             | 4562.06   | 1832.12            | 04-01-2021 |       |
| 00355-71300-000 |      |           |          |              | 10330.56     |             |         |         |         |         |          | 859.34   |             | 11189.90  | 34480.44           | 27-10-2022 |       |
| 00359-10012-000 |      |           |          |              | 960.20       |             |         |         |         |         |          | 52.53    |             | 1012.73   | 924.71             | 08-12-2021 |       |
| 00365-50000-000 |      |           |          |              |              |             |         |         |         |         |          | 2.29     |             | 429.35    | 429.35             | 09-11-2022 |       |
| 00411-00001-000 |      |           |          |              |              |             |         |         |         |         |          | 3.80     |             | 341.49    | 314.76             | 15-09-2022 |       |
| 00441-00000-000 |      | 7728.14   |          |              | 337.69       |             |         |         |         |         |          | 644.05   |             | 8372.19   | 25000.00           | 27-10-2022 |       |
| 00441-70000-000 |      | 8400.15   |          |              |              |             |         |         |         |         |          | 699.64   |             | 9099.79   | 25000.00           | 27-10-2022 |       |
| 00452-00900-000 |      | 41875.60  |          |              |              | 5611.42     |         |         |         |         |          | 3077.98  |             | 50565.00  | 36149.01           | 22-10-2021 |       |
| 00452-30231-000 |      | 703.60    |          |              |              | 660.80      | 641.40  | 63.12   |         |         |          | 434.78   |             | 2503.70   | 577.88             | 14-07-2021 |       |
| 00452-30232-000 |      | 693.40    |          |              |              | 660.80      | 641.40  | 641.00  | 628.60  | 234.17  |          | 1089.08  |             | 4588.45   | 959.00             | 05-06-2017 |       |
| 00526-00000-000 |      |           |          |              |              |             |         |         |         |         |          | 40.10    |             | 40.10     | 2672.20            | 09-12-2022 |       |
| 00556-00000-000 |      |           |          |              |              |             |         |         |         |         |          | 36.51    |             | 36.51     | 11155.77           | 23-11-2022 |       |
|                 |      | =====     | =====    | =====        | =====        | =====       | =====   | =====   | =====   | =====   | =====    | =====    | =====       | =====     | =====              | =====      | ===== |
|                 |      | 86668.39  | 0.00     | 7535.67      | 4256.28      | 13979.45    | 5039.60 | 2962.61 | 2527.80 | 2089.37 | 893.30   | 15041.52 | 0.00        | 140993.99 |                    |            |       |





# Etheridge Shire Council

---

|                        |   |
|------------------------|---|
| <b>General Meeting</b> | 21 <sup>st</sup> June 2023                    |
| <b>Subject</b>         | Asset Recognition Thresholds and Useful Lives |
| <b>Classification</b>  | Open  |
| <b>Author</b>          | Murray Cooper, Finance Manager                |

---

## EXECUTIVE SUMMARY

It is best practice to periodically review Council's asset recognition thresholds and useful lives to ensure strategic asset management plans, valuations and depreciation rates continue to meet Council's long-term asset sustainability needs.

S 206 (2) Local Government Regulations regarding Council Asset Recognition thresholds and Schedule of Asset Useful Life determination and accompanying table.

## RECOMMENDATION

That Council:

*Council to consider and adopt the asset acquisition thresholds and asset useful lives determination summary as presented.*

---

## BACKGROUND

Under the Local Government Act 2009, and Local Government Regulations 2012, Council is required to produce annual financial statements which comply with Australian Account Standards.

An Asset Accounting policy is a necessary process in capturing meaningful data for reporting and ensuring a sustainable asset platform from which to deliver future community services.

## LINK TO CORPORATE PLAN

Corporate Aim No. 5: Best practice corporate governance and organizational excellence.

Strategy No. 5.3.1: Ensure transparency of Council's financial operations and performance and promote awareness within the community of Council's financial management and other strategies.

## BUDGET & RESOURCE CONSIDERATIONS

This Policy will assist in recognising when assets are created & recognised, together with the useful lives for calculation depreciation and strategically managing the asset.

## CONSULTATION

Useful Lives determination is presents by Council's Asset Manager, Shepherd and reviewed and updated each time there is a material change in their respective vales

## LEGAL CONSIDERATIONS

The Local Government Regulation provides some guidance on the minimum threshold levels for asset recognition.

## POLICY IMPLICATIONS

This resolution will guide Councils strategic and policy framework for strategic asset management.

## RISK ASSESSMENT

| CONSEQUENCE        |                    |            |               |            |                   |
|--------------------|--------------------|------------|---------------|------------|-------------------|
| LIKELIHOOD*        | Insignificant<br>1 | Minor<br>2 | Moderate<br>3 | Major<br>4 | Catastrophic<br>5 |
| A (Almost certain) | H                  | H          | E             | E          | E                 |
| B (Likely)         | M                  | H          | H             | E          | E                 |
| C (Possible)       | L                  | M          | H             | E          | E                 |
| D (Unlikely)       | L                  | L          | M             | H          | E                 |
| E (Rare)           | L                  | L          | M             | H          | H                 |

## OUTCOME

Risk is assessed as Low

---

**Report Prepared By:**

**Report Authorised By:**

Andrew McKenzie, Director Corporate Services

Ken Timms, Chief Executive Officer

Date:

Date:

---

# Etheridge Shire Council

## Summary Report

### 1. Current, In-Use Asset Recognition Thresholds

#### POLICY STATEMENT

Under the Local Government Act 2009 and Local Government Regulation 2012 all local governments in Queensland must produce annual financial statements that comply with Australian Accounting Standards.

An asset accounting policy is necessary to assist in the process of capturing meaningful data for strategic planning purposes to ensure a sustainable asset platform upon which to deliver services into the future. This information will be audited as part of the annual external audit conducted by the Queensland Audit Office

#### ASSET IDENTIFICATION

For an item to be classified as a non-current asset the following criteria must be met:

- The item must possess future economic benefits for Council and it must be probable these benefits will be realised;
- The item must be controlled by Council;
- A transaction or event giving rise to the future economic benefits must have occurred;
- The item must be able to be reliably measured;
- The item must be expected to generate benefits for Council for more than one year;
- Its cost or value must be greater than the recognition threshold applicable to the asset or the network of assets

The economic benefit of Council non-current assets is derived from the capacity to contribute to the ability of Council to meet its corporate goals and objectives. Control is the capacity to benefit from assets and to deny or regulate the access of others to that benefit.

#### ASSET RECOGNITION THRESHOLDS

Pursuant to the requirements of section 206 (2) of the Local Government Regulation 2012 for each asset class, Council will identify an amount (the asset recognition threshold) below which the purchase of an asset will be immediately expensed. The asset recognition thresholds are:

| Asset Class                       | Amount   |
|-----------------------------------|----------|
| Land                              | \$1      |
| Buildings                         | \$10,000 |
| Plant and Equipment               | \$5,000  |
| Furniture and Equipment           | \$5,000  |
| Road, Drainage and Bridge Network | \$10,000 |
| Water                             | \$10,000 |
| Sewerage                          | \$10,000 |
| Other Structures                  | \$10,000 |

These threshold values are exclusive of the Goods and Services Tax

# Etheridge Shire Council

## 2. Useful Lives

The following data has been extracted from recent Council Asset Valuation reports, as prepared by Sheherd.

### Summary:

**Useful Life (UL) Determination:** "... (the) period over which an asset is expected to be available for use by an entity."

The following factors are considered in gauging an asset's Useful Life.

- Expected Usage;
- Expected physical wear and tear;
- Technical or commercial obsolescence;
- Use of older "in-use" assets in assessing newer assets.

An Asset's Useful Life is assessed each time there is a material change in its value (eg, at acquisition, or valuation or disposal).

The following Table sets out current Useful Lives by asset Infrastructure Category in use by Etheridge:

| Subcategory (Major)          | Subcategory (Minor)        | Average of UL (Yrs) |
|------------------------------|----------------------------|---------------------|
| Pathways                     | Footpath                   | 80                  |
| Pathways                     | Steel Staircase            | 60                  |
| Access Roads and Carparks    | Carpark                    | 25                  |
| Unsealed Roads               | Formation                  | 1000                |
| Unsealed Roads               | Pavement                   | 18                  |
| Sealed Roads                 | Formation                  | 1000                |
| Sealed Roads                 | Pavement                   | 64                  |
| Sealed Roads                 | Surface                    | 15                  |
| Sealed Roads                 | Kerb                       | 70                  |
| Formation Only               | Formation                  | 1000                |
| Bridges and Major Structures | Road                       | 100                 |
| Bridges and Major Structures | Pedestrian                 | 100                 |
| Floodways                    | Unsealed                   | 33                  |
| Floodways                    | Concrete                   | 70                  |
| Floodways                    | Sealed                     | 36                  |
| Road Furniture               | Grids                      | 27                  |
| Storm Water Drainage         | Major Culvert              | 90                  |
| Storm Water Drainage         | Minor Culvert              | 80                  |
| Storm Water Drainage         | Covers, Inlets and Outlets | 80                  |

# Etheridge Shire Council

## Summary Report

### 2. Useful Lives (Continued) (Selected Extracts)

| Other Council Assets     | Subcategory (Minor)                        | Average of UL (Yrs) |
|--------------------------|--|---------------------|
| Water Treatment Facility | Structure (Concrete)                       | 70                  |
|                          | Motors and Electrical wiring, switchboard  | 25                  |
|                          | Instrumentation                            | 15                  |
|                          | Mechanical (Pumps, belt press, compressor) | 30                  |
|                          | Pipework and control and actuated valves   | 7                   |
|                          | Site Services (fencing, sheds & ancillary) | 30                  |
| Land                     |  | Infinite            |
| Land Improvements        | The componentised assets mix               | Mixed               |
| Buildings                | Buildings                                  | 50                  |
|                          | Components                                 | Mixed               |
| Airports                 | Electrical                                 | 20                  |
|                          | Lighting                                   | 10                  |
|                          | Runways gravel                             | 20                  |
|                          | Runways pavement                           | 70                  |
| Open Space               | Watering - Bores                           | 20                  |
|                          | Fencing                                    | 20                  |
|                          | Electrical                                 | 20                  |
|                          | Flow meters                                | 20                  |
|                          | Playgrounds Equipment                      | 20                  |
| Active Water             | Dam  | 1000                |

Changes in Asset Useful Lives are monitored by and advised by Council's Asset Manager, Shepherd.

Useful lives are administered by Council's Finance team under Asset and plant maintenance.

Useful lives are reviewed periodically or on change by Council's Engineering Department.



# Etheridge Shire Council

|                        |  |
|------------------------|--|
| <b>General Meeting</b> | 21 June 2023   |
| <b>Subject</b>         | Request for Community Assistance - In-kind             |
| <b>Classification</b>  | Open   |
| <b>Author</b>          | Cheryl Portch - Community Development & Events Officer |

## EXECUTIVE SUMMARY

Council called applications under its three (3) Community Assistance Policies, with the application period closing Monday 15 May. Applications under Council's In-kind Support Policy have been received from the following organisations – see attached schedule.

## RECOMMENDATION

1. That in accordance with the In-kind Support Policy, Council provide in-kind support to the organisations listed in the attached schedule on the condition the recipient organisations suitably acknowledge Council's support of their event.

## BACKGROUND

In February 2022 Council adopted 3 Policies (In-kind Support Policy, Sponsorship Policy and Grants to Community Organisations Policy) through which it would provide assistance to community organisations. The Policies came into effect 1 July 2022.

In preparation for the 23/24 Financial Year, Council called applications from community organisations seeking support under the Policies. Applications formally closed on 15 May, however all late applications have been accepted and added to the schedule.

## LINK TO CORPORATE PLAN

Aim No.4: Quality social infrastructure makes the shire a desirable place to live

Outcome 4.3: A culturally aware community

## BUDGET & RESOURCE CONSIDERATIONS

Costs will be covered by the Community Assistant budget. A nominal allocation of \$100,000 has been budgeted for Community Assistance for 2023/24.

## CONSULTATION

Consultation regarding the new process has happened with community organisations.

## LEGAL CONSIDERATIONS

Council's Community Assistance Policies are compliant with s195 of the Local Government Regulation 2012 (the Reg.), and Council's proposed decision is in accordance with s194 of the Reg.

POLICY IMPLICATIONS

New policy is in place however it may need amending as we work through the process.

RISK ASSESSMENT

| CONSEQUENCE        |                    |            |               |            |                   |
|--------------------|--------------------|------------|---------------|------------|-------------------|
| LIKELIHOOD*        | Insignificant<br>1 | Minor<br>2 | Moderate<br>3 | Major<br>4 | Catastrophic<br>5 |
| A (Almost certain) | H                  | H          | E             | E          | E                 |
| B (Likely)         | M                  | H          | H             | E          | E                 |
| C (Possible)       | L                  | M          | H             | E          | E                 |
| D (Unlikely)       | L                  | L          | M             | H          | E                 |
| E (Rare)           | L                  | L          | M             | H          | H                 |

OUTCOME

Low Risk

---

**Report Prepared By:**

**Report Authorised By:**

Cheryl Portch, Community Development and Events Officer

Ken Timms, Chief Executive Officer

Date: 13 June 2023

Date:

---



# Etheridge Shire Council

|                        |   |
|------------------------|---|
| <b>General Meeting</b> | 21 June 2023  |
| <b>Subject</b>         | Request for Community Assistance – Sponsorships       |
| <b>Classification</b>  | Open  |
| <b>Author</b>          | Cheryl Portch, Community Development & Events Officer |

## EXECUTIVE SUMMARY

Council called applications under its three (3) Community Assistance Policies, with the application period closing Monday 15 May. Applications under Council’s Sponsorship Policy have been received from the following organisations – see attached schedule.

## RECOMMENDATION

That Council provide sponsorship assistance to the organisations listed on the attached schedule subject to the following conditions: -

- Council’s sponsorship funding must be used for the approved project, that is the project the subject of the application.
- Council’s contribution is capped at the amount provided. Any cost over runs will be the responsibility of the applicant.
- Council’s sponsorship will be paid upon completion of the approved project.
- The applicant must complete the approved project within 12 months from the award of the sponsorship.
- The applicant must provide a sponsorship acquittal on the approved form.
- Surplus sponsorship funds from the approved project shall be reimbursed to Council calculated on a proportional basis accordingly to the percentage of Council’s sponsorship to the total project cost (for example: if Council’s contribution is 80% of the project cost, Council is reimbursed 80% of the surplus funds).
- The applicant must provide acknowledgement of Council’s assistance in all promotional material and give Council due recognition and credit for its support.

## BACKGROUND

Council has changed the process of assisting community organisations, by inviting applications prior to the commencement of the financial year to assist in planning and budgeting.

Applications for all 3 Community Assistance programs closed on May 15. Applications received after the closing date have been accepted and included in this report.

Each application has been evaluated against the criteria outlined in the relevant Community Assistance Policy.

## LINK TO CORPORATE PLAN

Aim No.4: Quality social infrastructure makes the shire a desirable place to live

Outcome 4.3: A culturally aware community



## BUDGET & RESOURCE CONSIDERATIONS

Costs will be covered by the Community Assistant budget. A nominal allocation of \$100,000 has been budgeted for Community Assistance for 2023/24.

An attempt has been made to spread the available money across the applicants. The amounts appearing in the Schedule are a recommendation only – Council may adjust the allocations as it sees fit.

Council need not be limited to the budget allocation. Council may amend its budget throughout the year. Council would need to resolve to amend its budget at the next review, anticipated in January for the February meeting.

## CONSULTATION

Consultation regarding the new process has happened with most organisations.

## LEGAL CONSIDERATIONS

Council's Community Assistance Policies are compliant with s195 of the Local Government Regulation 2012 (the Reg), and Council's proposed decision is in accordance with s194 of the Reg.

Section 170(3) allows Council to amend its budget by resolution anytime during the financial year.

## POLICY IMPLICATIONS

The applications have been assessed by Policy's criteria and are materially compliant in terms of eligibility and approval criteria.

## RISK ASSESSMENT

| <b>CONSEQUENCE</b> |                            |                    |                       |                    |                           |
|--------------------|----------------------------|--------------------|-----------------------|--------------------|---------------------------|
| <b>LIKELIHOOD*</b> | <b>Insignificant<br/>1</b> | <b>Minor<br/>2</b> | <b>Moderate<br/>3</b> | <b>Major<br/>4</b> | <b>Catastrophic<br/>5</b> |
| A (Almost certain) | H                          | H                  | E                     | E                  | E                         |
| B (Likely)         | M                          | H                  | H                     | E                  | E                         |
| C (Possible)       | L                          | M                  | H                     | E                  | E                         |
| D (Unlikely)       | L                          | L                  | M                     | H                  | E                         |
| E (Rare)           | L                          | L                  | M                     | H                  | H                         |

## OUTCOME

Low Risk

---

**Report Prepared By:**

**Report Authorised By:**

Cheryl Portch, Community Development & Events  
Officer

Ken Timms, Chief Executive Officer

Date: 12 June 2023

Date:

---



# Etheridge Shire Council

|                        |  |
|------------------------|--|
| <b>General Meeting</b> | 21 June 2023   |
| <b>Subject</b>         | Request for Community Assistance – Grants to Community Organisations |
| <b>Classification</b>  | Open   |
| <b>Author</b>          | Cheryl Portch, Community Development & Events Officer                |

## EXECUTIVE SUMMARY

Council called applications under its three (3) Community Assistance Policies, with the application period closing Monday 15 May. Applications under Council's Grants to Community Organisations have been received from 3 organisations. – see attached schedule.

## RECOMMENDATION

That Council: -

1. Provide grant assistance to the organisations listed on the attached schedule subject to the following conditions: -
  - Council's grant funding must be used for the approved project, that is the project the subject of the application.
  - Council's contribution is capped at the amount provided. Any cost over runs will be the responsibility of the applicant.
  - Council's grant will be paid upon completion of the approved project.
  - The applicant must complete the approved project within 12 months from the award of the grant.
  - The applicant must provide a grant acquittal on the approved form.
  - Surplus grants funds from the approved project shall be reimbursed to Council calculated on a proportional basis accordingly to the percentage of Council's grant to the total project cost (for example: if Council's contribution is 80% of the project cost, Council is reimbursed 80% of the surplus funds).
  - The applicant provide acknowledgement of Council's assistance in all promotional material and give Council due recognition and credit for its support.

## BACKGROUND

Council has changed the process of assisting community organisations, by inviting applications prior to the commencement of the financial year to assist in planning and budgeting.

Applications for all 3 Community Assistance programs closed on May15. Applications received after the closing date have been accepted and included in this report.

Each application has been evaluated against the criteria outlined in the relevant Community Assistance Policy.

## LINK TO CORPORATE PLAN

Aim No.4: Quality social infrastructure makes the shire a desirable place to live

Outcome 4.3: A culturally aware community

## BUDGET & RESOURCE CONSIDERATIONS

Costs will be covered by the Community Assistant budget. A nominal allocation of \$100,000 has been budgeted for Community Assistance for 2023/24.

An attempt has been made to spread the available money across the applicants. The amounts appearing in the Schedule are a recommendation only – Council may adjust the allocations as it sees fit.

Council need not be limited to the budget allocation. Council may amend its budget throughout the year. Council would need to resolve to amend its budget at the next review, anticipated in January for the February meeting.

**CONSULTATION**

Consultation regarding the new process has happened with most organisations.

**LEGAL CONSIDERATIONS**

Council's Community Assistance Policies are compliant with s195 of the Local Government Regulation 2012 (the Reg), and Council's proposed decision is in accordance with s194 of the Reg.

Section 170(3) allows Council to amend its budget by resolution anytime during the financial year.

**POLICY IMPLICATIONS**

The applications have been assessed by Policy's criteria and are materially compliant in terms of eligibility and approval criteria.

**RISK ASSESSMENT**

| <b>CONSEQUENCE</b> |                            |                    |                       |                    |                           |
|--------------------|----------------------------|--------------------|-----------------------|--------------------|---------------------------|
| <b>LIKELIHOOD*</b> | <b>Insignificant<br/>1</b> | <b>Minor<br/>2</b> | <b>Moderate<br/>3</b> | <b>Major<br/>4</b> | <b>Catastrophic<br/>5</b> |
| A (Almost certain) | H                          | H                  | E                     | E                  | E                         |
| B (Likely)         | M                          | H                  | H                     | E                  | E                         |
| C (Possible)       | L                          | M                  | H                     | E                  | E                         |
| D (Unlikely)       | L                          | L                  | M                     | H                  | E                         |
| E (Rare)           | L                          | L                  | M                     | H                  | H                         |

**OUTCOME**

Low Risk

|  |                                    |
|--|------------------------------------|
| <b>Report Prepared By:</b>                           | <b>Report Authorised By:</b>       |
| Cheryl Portch, Community Development & Event Officer | Ken Timms, Chief Executive Officer |
| Date: 12 June 2023                                   | Date:                              |

**Community Assistance - Sponsorship**

| Community Group/Event | Event                              | Actual                               |             |              |              |             |              |              |              |              |              |              |              | 2023 Budget  |              |              |              |              |              | Actual       |              |       |      |      |      |
|-----------------------|------------------------------------|--------------------------------------|-------------|--------------|--------------|-------------|--------------|--------------|--------------|--------------|--------------|--------------|--------------|--------------|--------------|--------------|--------------|--------------|--------------|--------------|--------------|-------|------|------|------|
|                       |                                    | 2019                                 |             |              | 2020         |             |              | 2021         |              |              | 2022         |              |              | In Kind      |              | Sponsorship  |              | Grant        |              | 2023         |              |       |      |      |      |
|                       |                                    | In Kind                              | Sponsorship | Grant        | In Kind      | Sponsorship | Grant        | In Kind      | Sponsorship  | Grant        | In Kind      | Sponsorship  | Grant        | Applied      | Granted      | Applied      | Granted      | Applied      | Granted      | In Kind      | Sponsorship  | Grant |      |      |      |
| GEORGETOWN            | Georgetown Rodeo Assoc             | Georgetown Rodeo                     | \$ -        | \$ -         | \$ -         | \$ -        | \$ -         | \$ -         | \$ -         | \$ -         | \$ -         | \$ -         | \$ -         | \$ -         | \$ 8,500.00  | \$ 105.00    | \$ 500.00    | \$ -         | \$ -         | \$ 10,000.00 | \$ 8,000.00  | \$ -  | \$ - | \$ - |      |
|                       | Georgetown Golf Club               | Ongoing                              | \$ -        | \$ -         | \$ -         | \$ -        | \$ -         | \$ -         | \$ -         | \$ -         | \$ -         | \$ -         | \$ -         | \$ 1,492.50  | \$ -         | \$ 1,720.00  | \$ 2,000.00  | \$ -         | \$ -         | \$ 4,000.00  | \$ 3,000.00  | \$ -  | \$ - | \$ - |      |
|                       | Georgetown Bush Races              | Georgetown Bush Races                | \$ -        | \$ -         | \$ -         | \$ -        | \$ -         | \$ -         | \$ -         | \$ -         | \$ -         | \$ -         | \$ -         | \$ -         | \$ -         | \$ 623.00    | \$ 1,000.00  | \$ 4,653.00  | \$ 5,000.00  | \$ -         | \$ -         | \$ -  | \$ - | \$ - |      |
|                       | Georgetown Bushmans Ball           |                                      | \$ -        | \$ -         | \$ -         | \$ -        | \$ -         | \$ -         | \$ -         | \$ -         | \$ -         | \$ -         | \$ -         | \$ -         | \$ -         | \$ -         | \$ -         | \$ -         | \$ -         | \$ -         | \$ -         | \$ -  | \$ - | \$ - |      |
|                       | Georgetown Cricket Club            | Ongoing                              | \$ -        | \$ -         | \$ -         | \$ -        | \$ -         | \$ -         | \$ -         | \$ -         | \$ -         | \$ -         | \$ -         | \$ -         | \$ -         | \$ -         | \$ -         | \$ 500.00    | \$ 389.00    | \$ 500.00    | \$ -         | \$ -  | \$ - | \$ - | \$ - |
|                       | Georgetown P&C                     | School Graduation                    | \$ -        | \$ -         | \$ -         | \$ -        | \$ -         | \$ -         | \$ -         | \$ -         | \$ -         | \$ -         | \$ -         | \$ -         | \$ 500.00    | \$ 3,797.00  | \$ 340.00    | \$ 500.00    | \$ -         | \$ -         | \$ -         | \$ -  | \$ - | \$ - | \$ - |
|                       | Georgetown Progress Assoc          | Garden Competition                   | \$ -        | \$ 1,500.00  | \$ -         | \$ -        | \$ -         | \$ -         | \$ -         | \$ -         | \$ -         | \$ -         | \$ -         | \$ -         | \$ -         | \$ -         | \$ 1,240.00  | \$ 1,000.00  | \$ -         | \$ -         | \$ -         | \$ -  | \$ - | \$ - | \$ - |
|                       | Georgetown Horse & Pony Club       | Georgetown Campdraft                 | \$ -        | \$ -         | \$ -         | \$ -        | \$ -         | \$ -         | \$ -         | \$ -         | \$ -         | \$ -         | \$ -         | \$ 100.00    | \$ -         | \$ -         | \$ 568.00    | \$ 1,000.00  | \$ 6,000.00  | \$ -         | \$ -         | \$ -  | \$ - | \$ - | \$ - |
|                       | Gulf Stockmans Challenge Club Inc  | Gulf Stockmans Challenge             | \$ -        | \$ -         | \$ -         | \$ -        | \$ -         | \$ -         | \$ -         | \$ -         | \$ -         | \$ -         | \$ -         | \$ -         | \$ -         | \$ -         | \$ -         | \$ 500.00    | \$ 6,000.00  | \$ -         | \$ -         | \$ -  | \$ - | \$ - | \$ - |
|                       | Georgetown QCWA Branch             |                                      | \$ -        | \$ -         | \$ -         | \$ -        | \$ -         | \$ -         | \$ -         | \$ -         | \$ -         | \$ -         | \$ -         | \$ -         | \$ 1,500.00  | \$ -         | \$ -         | \$ -         | \$ -         | \$ -         | \$ -         | \$ -  | \$ - | \$ - | \$ - |
|                       | <b>GEORGETOWN</b>                  |                                      | \$ -        | \$ 1,500.00  | \$ -         | \$ -        | \$ -         | \$ -         | \$ -         | \$ -         | \$ -         | \$ -         | \$ 655.00    | \$ 3,492.50  | \$ 12,297.00 | \$ 4,596.00  | \$ 7,500.00  | \$ 17,042.00 | \$ 5,500.00  | \$ 14,000.00 | \$ 11,000.00 | \$ -  | \$ - | \$ - |      |
| EINASLEIGH            | Einasleigh Rodeo Assoc             | Easter Weekend -Rodeo & Races        | \$ -        | \$ -         | \$ -         | \$ -        | \$ -         | \$ -         | \$ -         | \$ -         | \$ -         | \$ -         | \$ -         | \$ 5,932.56  | \$ -         | \$ -         | \$ 6,800.00  | \$ 7,000.00  | \$ -         | \$ -         | \$ -         | \$ -  | \$ - | \$ - |      |
|                       | Einasleigh Progress Assoc          | Cricket Pitch/Car Rally              | \$ -        | \$ -         | \$ -         | \$ -        | \$ 394.17    | \$ -         | \$ -         | \$ -         | \$ -         | \$ -         | \$ -         | \$ 201.56    | \$ -         | \$ 310.00    | \$ 1,000.00  | \$ -         | \$ -         | \$ 21,516.00 | \$ 8,000.00  | \$ -  | \$ - | \$ - |      |
|                       | Einasleigh Sports Club             | Campdraft & Horsesports              | \$ -        | \$ -         | \$ -         | \$ -        | \$ -         | \$ -         | \$ -         | \$ -         | \$ -         | \$ -         | \$ -         | \$ -         | \$ 10,000.00 | \$ 10,340.00 | \$ 7,000.00  | \$ -         | \$ -         | \$ -         | \$ -         | \$ -  | \$ - | \$ - |      |
|                       |                                    | <b>EINASLEIGH</b>                    |             | \$ -         | \$ -         | \$ -        | \$ -         | \$ 394.17    | \$ -         | \$ -         | \$ -         | \$ -         | \$ -         | \$ -         | \$ 5,932.56  | \$ 201.56    | \$ 10,000.00 | \$ 17,450.00 | \$ 15,000.00 | \$ 21,516.00 | \$ 8,000.00  | \$ -  | \$ - | \$ - |      |
| FORSAYTH              | Forsayth All Sports Assoc          | Forsayth Turnout                     | \$ -        | \$ -         | \$ -         | \$ -        | \$ -         | \$ -         | \$ -         | \$ -         | \$ -         | \$ -         | \$ -         | \$ 4,235.00  | \$ -         | \$ 1,280.00  | \$ 2,000.00  | \$ -         | \$ -         | \$ -         | \$ -         | \$ -  | \$ - | \$ - |      |
|                       | Forsayth Gun Club                  |                                      | \$ -        | \$ -         | \$ -         | \$ -        | \$ -         | \$ -         | \$ -         | \$ -         | \$ -         | \$ -         | \$ -         | \$ 400.00    | \$ -         | \$ -         | \$ 500.00    | \$ -         | \$ -         | \$ -         | \$ -         | \$ -  | \$ - | \$ - |      |
|                       | Forsayth Primary P & C Association |                                      | \$ -        | \$ 500.00    | \$ -         | \$ -        | \$ -         | \$ -         | \$ -         | \$ -         | \$ -         | \$ -         | \$ -         | \$ -         | \$ -         | \$ -         | \$ 500.00    | \$ -         | \$ -         | \$ -         | \$ -         | \$ -  | \$ - | \$ - |      |
|                       | Forsayth QCWA Branch               |                                      | \$ -        | \$ -         | \$ -         | \$ -        | \$ 100.00    | \$ -         | \$ -         | \$ -         | \$ -         | \$ -         | \$ -         | \$ -         | \$ -         | \$ -         | \$ -         | \$ -         | \$ -         | \$ -         | \$ -         | \$ -  | \$ - | \$ - |      |
|                       |                                    | <b>FORSAYTH</b>                      |             | \$ -         | \$ 500.00    | \$ -        | \$ 100.00    | \$ -         | \$ -         | \$ -         | \$ -         | \$ -         | \$ -         | \$ 400.00    | \$ 4,235.00  | \$ -         | \$ 1,280.00  | \$ 3,000.00  | \$ -         | \$ -         | \$ -         | \$ -  | \$ - | \$ - | \$ - |
| MT SURPRISE           | Mt Surprise Sport & Rec            | Mt Surprise Campdraft & Gymkana      | \$ -        | \$ -         | \$ -         | \$ -        | \$ -         | \$ -         | \$ -         | \$ -         | \$ -         | \$ -         | \$ -         | \$ -         | \$ 10,000.00 | \$ 3,300.00  | \$ 4,000.00  | \$ 3,000.00  | \$ -         | \$ -         | \$ -         | \$ -  | \$ - | \$ - |      |
|                       | Mt Surprise Sport & Rec            | Mt Surprise Horse & Motorbike Sports | \$ -        | \$ -         | \$ -         | \$ -        | \$ -         | \$ -         | \$ -         | \$ -         | \$ -         | \$ -         | \$ -         | \$ -         | \$ -         | \$ 1,100.00  | \$ -         | \$ -         | \$ -         | \$ -         | \$ -         | \$ -  | \$ - | \$ - |      |
|                       | Mt Surprise State School           |                                      | \$ -        | \$ 3,158.18  | \$ -         | \$ -        | \$ 381.82    | \$ -         | \$ -         | \$ -         | \$ -         | \$ -         | \$ -         | \$ 4,719.04  | \$ -         | \$ -         | \$ 500.00    | \$ -         | \$ -         | \$ -         | \$ -         | \$ -  | \$ - | \$ - |      |
|                       | Brittany Smith                     | Easter Egg Hunt Event                | \$ -        | \$ -         | \$ -         | \$ -        | \$ -         | \$ -         | \$ -         | \$ -         | \$ -         | \$ -         | \$ 200.00    | \$ 414.15    | \$ -         | \$ -         | \$ -         | \$ 400.00    | \$ -         | \$ -         | \$ -         | \$ -  | \$ - | \$ - |      |
|                       |                                    | <b>MOUNT SURPRISE</b>                |             | \$ -         | \$ 3,158.18  | \$ -        | \$ 381.82    | \$ -         | \$ -         | \$ -         | \$ -         | \$ -         | \$ 200.00    | \$ 5,133.19  | \$ 10,000.00 | \$ 4,400.00  | \$ 4,500.00  | \$ 3,400.00  | \$ -         | \$ -         | \$ -         | \$ -  | \$ - | \$ - |      |
| OTHER                 | Etheridge Cares                    |                                      | \$ -        | \$ -         | \$ -         | \$ -        | \$ -         | \$ -         | \$ -         | \$ -         | \$ -         | \$ -         | \$ 200.00    | \$ -         | \$ 10,000.00 | \$ -         | \$ 1,000.00  | \$ 8,000.00  | \$ -         | \$ -         | \$ -         | \$ -  | \$ - | \$ - |      |
|                       | ESC Centenary                      | Centenary Event                      | \$ -        | \$ 2,700.18  | \$ -         | \$ -        | \$ -         | \$ -         | \$ -         | \$ -         | \$ -         | \$ -         | \$ 1,559.64  | \$ -         | \$ -         | \$ -         | \$ -         | \$ -         | \$ -         | \$ -         | \$ -         | \$ -  | \$ - | \$ - |      |
|                       | ESC Christmas Party                | Annual Staff Christmas Party         | \$ -        | \$ 1,074.45  | \$ -         | \$ -        | \$ 2,782.27  | \$ -         | \$ -         | \$ -         | \$ -         | \$ -         | \$ 2,099.87  | \$ -         | \$ -         | \$ -         | \$ -         | \$ -         | \$ -         | \$ -         | \$ -         | \$ -  | \$ - | \$ - |      |
|                       | ANZAC Day                          | Anzac Day                            | \$ -        | \$ 519.13    | \$ -         | \$ -        | \$ 1,300.18  | \$ -         | \$ -         | \$ -         | \$ -         | \$ -         | \$ 314.24    | \$ -         | \$ -         | \$ -         | \$ -         | \$ -         | \$ -         | \$ -         | \$ -         | \$ -  | \$ - | \$ - |      |
|                       | Australia Day                      |                                      | \$ -        | \$ 534.10    | \$ -         | \$ -        | \$ 1,212.11  | \$ -         | \$ -         | \$ -         | \$ -         | \$ -         | \$ 1,125.00  | \$ -         | \$ -         | \$ -         | \$ -         | \$ -         | \$ -         | \$ -         | \$ -         | \$ -  | \$ - | \$ - |      |
|                       | Gilbert River Forum/Ag Forum       |                                      | \$ -        | \$ -         | \$ -         | \$ -        | \$ -         | \$ -         | \$ -         | \$ -         | \$ -         | \$ 4,760.50  | \$ -         | \$ -         | \$ 30,598.74 | \$ -         | \$ -         | \$ -         | \$ -         | \$ -         | \$ -         | \$ -  | \$ - | \$ - |      |
|                       | RADF/Workshops                     |                                      | \$ -        | \$ -         | \$ -         | \$ -        | \$ -         | \$ -         | \$ -         | \$ -         | \$ -         | \$ -         | \$ -         | \$ -         | \$ -         | \$ -         | \$ 1,000.00  | \$ -         | \$ -         | \$ -         | \$ -         | \$ -  | \$ - | \$ - |      |
|                       | Bursary/Tertiary Scholarship       |                                      | \$ -        | \$ -         | \$ 2,500.00  | \$ -        | \$ -         | \$ 10,000.00 | \$ -         | \$ -         | \$ -         | \$ -         | \$ -         | \$ -         | \$ -         | \$ 5,000.00  | \$ -         | \$ -         | \$ -         | \$ -         | \$ -         | \$ -  | \$ - | \$ - |      |
|                       | Other                              |                                      | \$ 6,386.47 | \$ 6,126.19  | \$ -         | \$ 4,341.69 | \$ 4,800.00  | \$ -         | \$ 2,700.67  | \$ 17,507.09 | \$ -         | \$ 6,686.81  | \$ 23,537.89 | \$ 10,000.00 | \$ -         | \$ -         | \$ -         | \$ -         | \$ -         | \$ -         | \$ -         | \$ -  | \$ - | \$ - |      |
|                       | Incorrect coding                   |                                      | \$ -        | \$ -         | \$ -         | \$ -        | \$ -         | \$ -         | \$ -         | \$ -         | \$ -         | \$ -         | \$ -         | \$ -         | \$ -         | \$ -         | \$ -         | \$ -         | \$ -         | \$ -         | \$ -         | \$ -  | \$ - | \$ - |      |
|                       |                                    | <b>OTHER</b>                         |             | \$ 6,386.47  | \$ 10,954.05 | \$ 2,500.00 | \$ 4,341.69  | \$ 10,094.56 | \$ 10,000.00 | \$ 2,700.67  | \$ 26,070.21 | \$ 5,000.00  | \$ 6,886.81  | \$ 69,938.65 | \$ 25,000.00 | \$ -         | \$ 2,000.00  | \$ 8,000.00  | \$ -         | \$ -         | \$ -         | \$ -  | \$ - | \$ - |      |
|                       | <b>Total</b>                       |                                      | \$ 6,386.47 | \$ 16,112.23 | \$ 2,500.00  | \$ 4,341.69 | \$ 10,970.55 | \$ 10,000.00 | \$ 2,700.67  | \$ 33,817.41 | \$ 5,000.00  | \$ 14,074.37 | \$ 83,000.90 | \$ 57,297.00 | \$ 27,726.00 | \$ 32,000.00 | \$ 28,442.00 | \$ 5,500.00  | \$ 35,516.00 | \$ 19,000.00 | \$ -         | \$ -  | \$ - |      |      |



# Etheridge Shire Council

## DIRECTOR ENGINEERING SERVICES

### Briefing Report

#### 1 Update

Welcome to my June Briefing Report.

#### 2 Operational Plan Matters

No new Operational Plan matters.

#### 3 Emmerging Issues

The Genex hydro and Genex wind projects are both needing access to site for oversize loads. At this stage Council has denied access to Kidston via the Forsayth - Eianasleigh Road, so both projects are looking to utilize the Gregory Development road from the Oasis. Genex hydro require access in July 2023 whereas Genex wind require continual access through-out the dry of 2024. Officers will continue to work with both parties to reach an equitable solution.

Negotiations with Laneway Gold continue around the maintenance of Agate Creek Road and Cobbold Gorge Road. Since the last Council meeting Council has graded these roads at Laneways expense. A long term maintenance contract is the preferred solution however, if this is not achieved the Road User Agreement conditions will be enforced.

#### 4 Projects

##### Charleston Dam

The Charleston Dam Project continues .

- Water main to Recreation Area
  - The new water main to the tanks is scheduled to be completed by the end of June. The original under-road boring contractor has been replaced with the new contractor who is due on-site 19 June 2023.
- Fencing
  - All contracted fencing work has been completed.
- Shed at Tank Site
  - The shed at the tank site has been completed.

##### TMR

Work on the short section of the GDR (between the sections completed last year) has continued and is on schedule. Preparation is well underway for the next 5.0km section of the Kennedy Development Road, the pre-start meeting with the TMR is scheduled for 14 June 2023 and the hand-over of site possession from the TMR is tentatively locked-in for 20 June 2023.

##### TIDS Projects

Work is progressing on applications for TIDS funding, it is intended to submit at least four year's worth of projects which will then be prioritized by the FNQRRTG.

##### Rural Addressing

Letters to impacted residents are being prepared and it is intended that they be mailed prior to this meeting date.

**Over the past month**

- 15-05 Georgrtown EMT-Finance
- 18-05 Georgetown EMT
- 30-05 Georgetown Federal Safety Audit
- 02-06 Georgetown Ewamian Board
- 06-06 Georgetown CEO-Works

**Next Month**

- 12-06 Georgetown Supervisors
- 13-06 Georgetown Asset Valuation
- 14-06 Georgetown/teams TMR Pre-Start
- 23-06 Cairns/teams FNQ Regional Water Alliance
- 26-07 Cooktown/teams FNQ Regional Roads Technical Group

---

Alan Clark  
Director Engineering Services



# Etheridge Shire Council

---

|                        |                            |
|------------------------|----------------------------|
| <b>General Meeting</b> | 21 June 2023               |
| <b>Subject</b>         | Etheridge Show Day Holiday |
| <b>Classification</b>  | Open                       |
| <b>Author</b>          | Renee Bester               |

---

## EXECUTIVE SUMMARY

Council has received correspondence from the Department of Industrial Relations seeking Council's nomination(s) for the Shire's Agricultural Show and / or Special Holidays for 2024.

Online publishing of special holiday dates occurs only after all applications from Councils have been received and approved by the minister and published in the Queensland Government Gazette. Closing date to nominate your special holiday for 2024 is 3 July 2023

## RECOMMENDATION

That Council adopt Friday 2 August 2024 as Etheridge Special Holiday titled Etheridge Show Day.

---

## BACKGROUND

In previous years Council has nominated the Friday of the Forsyth Turnout to be Etheridge Shire's Gazetted Show holiday titled Etheridge Show Day. Forsyth Turnout 2024 will be held Friday 2<sup>nd</sup> and Saturday 3<sup>rd</sup> August.

Special holidays are different to Agricultural Show days and are appointed for special events or commemorative days in certain districts throughout Queensland. Council can apply for more than one special holiday however if granted then all award based employees are entitled to a paid public holiday.

Gazetted dates are only current for one year and must be applied for every year so dates and holidays can be changed, added or omitted when needed.

## LINK TO OPERATIONAL PLAN

Operational Plan:

Aim: A Cultural Aware Community

Strategies: Engage with and support local arts and cultural groups

## BUDGET & RESOURCE CONSIDERATIONS

Not Applicable

## CONSULTATION

Dates have been confirmed with Forsyth Turnout Committee.

## LEGAL CONSIDERATIONS

Special holidays are covered under Qld Legislation, Holiday Act 1983, Section 4. Special Holidays. Upon Gazettal of the Public Holiday, all government and award-based employees are entitled to a paid public holiday.

## POLICY IMPLICATIONS

Nil

## RISK ASSESSMENT

| <b>CONSEQUENCE</b> |                            |                    |                       |                    |                           |
|--------------------|----------------------------|--------------------|-----------------------|--------------------|---------------------------|
| <b>LIKELIHOOD*</b> | <b>Insignificant<br/>1</b> | <b>Minor<br/>2</b> | <b>Moderate<br/>3</b> | <b>Major<br/>4</b> | <b>Catastrophic<br/>5</b> |
| A (Almost certain) | H                          | H                  | E                     | E                  | E                         |
| B (Likely)         | M                          | H                  | H                     | E                  | E                         |
| C (Possible)       | L                          | M                  | H                     | E                  | E                         |
| D (Unlikely)       | L                          | L                  | M                     | H                  | E                         |
| E (Rare)           | L                          | L                  | M                     | H                  | H                         |

## OUTCOME

Low Risk

---

**Report Prepared By:**

**Report Authorised By:**

Renee Bester

Ken Timms, Chief Executive Officer

Date: 15 June 2023

Date:

---





Office of  
Industrial Relations

Department of Education

15 May 2023

Dear Chief Executive Officer,

As you may be aware, each year in accordance with the *Holidays Act 1983* local governments are invited to request special holidays to be observed during the following year for districts in their area.

If you wish to request special holidays to be observed during 2024 for districts in your local government area, please complete the attached request form and submit via email to [info@oir.qld.gov.au](mailto:info@oir.qld.gov.au) by no later than **Friday, 3 July 2023**.

A local council requested special holiday is a public holiday only if it is in respect of an agricultural, horticultural or industrial show. Under federal industrial relations legislation, on a public holiday employees are, without loss of ordinary pay, entitled to be absent from work or refuse to work in reasonable circumstances. Employees who work on a public holiday are entitled to penalty rates in accordance with their award or agreement.

A special holiday for any other reason is not a public holiday but is a bank holiday only and under the *Trading (Allowable Hours) Act 1990*, is only a holiday for banks and insurance offices and under a directive of the *Public Service Act 2008*, a holiday for public service employees unless otherwise determined by a chief executive.

Upon receiving Ministerial approval, the holidays will be published in the Queensland Government Gazette. Confirmation of the approved special holidays together with a link to the Queensland Government Gazette will be emailed to your office.

Should you require further information regarding this process, please contact Ms Patricia Faulkner, Office of Industrial Relations on (07) 3406 9845 or email [patricia.faulkner@oir.qld.gov.au](mailto:patricia.faulkner@oir.qld.gov.au).

Yours sincerely

**A J (Tony) James**  
Assistant Director-General  
Office of Industrial Relations

1 William Street Brisbane  
Queensland 4000 Australia  
GPO Box 69 Brisbane  
Queensland 4001 Australia  
**Telephone 13 QGOV (13 74 68)**  
**WorkSafe** +61 7 3247 4711  
**Website** [www.worksafe.qld.gov.au](http://www.worksafe.qld.gov.au)  
[www.business.qld.gov.au](http://www.business.qld.gov.au)  
ABN 94 496 188 983



# Etheridge Shire Council

---

|                        |                        |
|------------------------|------------------------|
| <b>General Meeting</b> | 21 June 2023           |
| <b>Subject</b>         | LGAQ Annual Conference |
| <b>Classification</b>  | Open                   |
| <b>Author</b>          | Renee Bester           |

---

## EXECUTIVE SUMMARY

Council has received correspondence from the Local Government Association of Queensland that that 2023 LGAQ Annual Conference is scheduled for 16<sup>th</sup> October 2023 – 18<sup>th</sup> October 2023 at the Gladstone Entertainment Convention Centre.

## RECOMMENDATION

That Council resolve to send the following representatives to attend the 2023 LGAQ Annual Conference in Gladstone from the 16<sup>th</sup> to 18<sup>th</sup> October 2023:

- Mayor Barry Hughes
- Cr Laurell Royes
- Cr Joe Haase
- Cr Cameron Barns
- Cr Tony Gallagher
- CEO Ken Timms

---

## BACKGROUND

In previous years Council has nominated Councillors and Executives to attend the Annual LGAQ Conference on behalf of Etheridge Shire Council.

The Annual LGAQ conference is an important event to advocate for the shire but also important for professional development and networking.

## LINK TO OPERATIONAL PLAN

Operational Plan:

## BUDGET & RESOURCE CONSIDERATIONS

2023/2024 Budget

## CONSULTATION

Nil

## LEGAL CONSIDERATIONS

Nil

POLICY IMPLICATIONS

Nil

RISK ASSESSMENT

| CONSEQUENCE        |                    |            |               |            |                   |
|--------------------|--------------------|------------|---------------|------------|-------------------|
| LIKELIHOOD*        | Insignificant<br>1 | Minor<br>2 | Moderate<br>3 | Major<br>4 | Catastrophic<br>5 |
| A (Almost certain) | H                  | H          | E             | E          | E                 |
| B (Likely)         | M                  | H          | H             | E          | E                 |
| C (Possible)       | L                  | M          | H             | E          | E                 |
| D (Unlikely)       | L                  | L          | M             | H          | E                 |
| E (Rare)           | L                  | L          | M             | H          | H                 |

OUTCOME

Low Risk

---

**Report Prepared By:**

**Report Authorised By:**

Renee Bester

Ken Timms, Chief Executive Officer

Date: 16 June 2023

Date:

---



Etheridge Shire Council

---

# FOR YOUR INFORMATION



# Queensland new-industry development strategy

A strategy for new industry in  
a decarbonising global economy



## Acknowledgement of Country

The Department of State Development, Infrastructure, Local Government and Planning (DSDILGP) acknowledges the Country and people of Queensland's First Nations. We pay our respect to Elders past, present and emerging.

We acknowledge the continuous living culture of First Nations Queenslanders – their diverse languages, customs and traditions, knowledges and systems. We acknowledge the deep relationship, connection and responsibility to land, sea, sky and Country as an integral element of First Nations identity and culture.

This Country is sacred. Everything on the land has meaning and all people are one with it. We acknowledge First Nations peoples' sacred connection as central to culture and being.

We acknowledge the stories, traditions and living cultures of First Nations peoples and commit to shaping our state's future together. DSDILGP recognises the contribution of First Nations peoples and communities to the State of Queensland and how this continues to enrich our society more broadly.

Department of State Development, Infrastructure, Local Government and Planning

## Copyright

This publication is protected by the Copyright Act 1968.



### Licence

This work is licensed by the Queensland Government under a Creative Commons Attribution-Non-Commercial-No Derivative Works (CC BY-NC-ND) 4.0 Australia licence. To view a copy of this licence, visit: <http://creativecommons.org.au/by/3.0/au/>

You are free to copy, communicate and adapt this publication, as long as you attribute it as follows:  
© Department of State Development, Infrastructure, Local Government and Planning, April 2023.



The Queensland Government is committed to providing accessible services to Queenslanders of all cultural and linguistic backgrounds. If you have difficulty understanding this publication and need a translator, please call the Translating and Interpreting Service (TIS National) on telephone 131 450 and ask them to contact the Queensland Department of State Development, Infrastructure, Local Government and Planning on (07) 3452 7100.

## Disclaimer

While every care has been taken in preparing this publication, the State of Queensland accepts no responsibility for decisions or actions taken as a result of any data, information, statement or advice, expressed or implied, contained within. To the best of our knowledge, the content was correct at the time of publishing.

Copies of this publication are available on our website at [www.dsdilgp.qld.gov.au](http://www.dsdilgp.qld.gov.au) and further copies are available upon request to:

Department of State Development, Infrastructure, Local Government and Planning  
PO Box 15009, City East, Queensland 4002

Phone: 13QGOV (13 74 68)  
Email: [info@dsdilgp.qld.gov.au](mailto:info@dsdilgp.qld.gov.au)  
Web: [www.dsdilgp.qld.gov.au](http://www.dsdilgp.qld.gov.au)



# Foreword

Queensland is on the cusp of a new wave of economic growth, emerging from the opportunities presented by global shifts in demand for cleaner, greener, and more responsibly sourced products.

**T**HE QUEENSLAND NEW-INDUSTRY development strategy sets out the Queensland Government’s approach to proactively developing the industries that will be in demand in a decarbonising world.

Not every opportunity will make sense for Queensland. The ones that do are those that build on our proven strengths in existing industries like mining and agriculture – and which leverage the talents and resources of our regional communities.

Queensland’s regulatory regime – requiring fair wages and conditions, sound environmental practice and just approaches to Aboriginal and Torres Strait Islander peoples – is a solid foundation upon which the private sector can build its environmental, social and governance (ESG) credentials.

As well, the Queensland Government is committed to bringing all of our formidable industry development levers to bear on seizing the industry opportunities that come with renewable energy, high-value battery manufacturing, critical minerals, biofuels, hydrogen and materials recycling.

The Queensland Energy and Jobs Plan creates a strong foundation for new industry

growth. By decarbonising Queensland’s electricity network, we ensure the input costs to industry are lowered and that our energy sources meet the requirements of increasingly ESG-conscious investors and consumers.

To underpin our success, we are developing regionally specific infrastructure and land use plans aligned with the economic and social aspirations of each region. The creation of these plans will complement the work of a newly established Local Economic Opportunities Network, which will work with local communities to take a place-based approach to assisting with economic transition.

We are committed to working together with industry, universities and our regional communities to ensure that the opportunities presented by leaning into a more sustainable way of growing our economy are realised and to deliver jobs and opportunities across our state.

The scale of benefits that can be realised for the state is immense, but it will take a concerted effort and sustained focus. This strategy details our commitment to growing our economy for all of our regions and communities by delivering a new wave of sustainable economic growth and future-facing industry development.



# Seizing the decarbonisation opportunity

Queensland's next wave of economic growth is focused firmly on seizing the opportunities that global decarbonisation brings. Decarbonisation will continue to reshape commodity demand as the world seeks to reduce emissions. There are now 'net zero by 2050' targets in every state and territory in Australia, supported by significant ambition across the other tiers of government and the private sector. Queensland has an important role to play, having committed to:



renewable energy target by 2030



emissions reduction below 2005 levels by 2030



renewable energy target by 2032



renewable energy target by 2035



net emissions by 2050

**T**HIS AMBITION IS SIGNIFICANT and together with industry and universities, we need to be proactive to make it a reality. Decarbonisation of our own economy is central to achieving better ESG outcomes and will enhance the global competitiveness of Queensland's industries.

Global trading and market conditions are evolving rapidly, with increased demand for cleaner, greener, high-value commodities and products. Ensuring Queensland is in a strong position to capitalise on this shift will not only deepen existing value and supply chains, but also open up opportunities across new supply chains and support industry growth.



# The Queensland opportunity



Queensland is strongly positioned to capitalise on our unique strengths to take advantage of global opportunities. We have:



A wealth of natural assets, including critical minerals required to achieve a decarbonised economy (e.g., vanadium, nickel, cobalt, graphite and bauxite), and an abundance of solar and wind resources to generate cleaner, greener energy as an input to industrial processes.



A strong R&D network of tertiary providers and specialist capabilities within the existing workforce, ready to pivot towards new applications and processes such as biofuels. Our existing research facilities and supporting infrastructure network are market leading and will be key to enabling growth.



Efficient, mature and modern agricultural and resources industries, and a strong manufacturing base to underpin growth and expansion into new products, markets and opportunities.



A responsive and collaborative state government, with a deep history of successfully using the levers it has created to develop new industry and a commitment to pursuing partnerships with industry and other tiers of government.



A strong regulatory regime which requires fair wages and conditions, sound environmental practices and just outcomes for Aboriginal and Torres Strait Islander peoples. This provides a solid platform upon which business can build its own ESG credentials.



A strategic location well connected to global markets, particularly the Asia-Pacific region, and a reputation for supply reliability that contributes to our competitive advantage.



To set Queensland up for continued success and industry growth, we are committed to:

1

Deploying the \$5.84 billion **Queensland Jobs Fund**, which brings together the Queensland Government's current flagship industry development programs to boost the state's industry footprint, create jobs and strengthen Queensland's economy.

The Queensland Jobs Fund includes programs such as the Queensland Renewable Energy and Hydrogen Jobs Fund, the Invested in Queensland program and the Industry Partnership Program. Its purpose is to:

- Back our existing industries and sustain jobs in our foundational areas of economic strength.
- Expand our existing industry footprint and create jobs, through innovation and growth in adjacent industries (e.g., agricultural cropping into biofuels).
- Attract new employers and create investment in Queensland.

2

Establishing a state-wide **Local Economic Opportunities Network (LEO)** to work with communities across the state to identify opportunities for economic diversification and promote these for investment consideration.

The LEO will help communities understand the risk and opportunities associated with decarbonisation. These opportunities come from leveraging the natural endowments, existing skills, and established supply chains associated with existing industries to create the new industries demanded in a decarbonising world.

Each of Queensland's regions will have a single point of contact who will take a place-based approach to making clear to government the economic aspirations of local communities and to provide information on government-wide initiatives related to decarbonisation.

For First Nations communities, local decision-making bodies provide one mechanism for engagement and development of a place-based approach that aligns with the Statement of Commitment to a reframed relationship between Aboriginal and Torres Strait Islander peoples and the Queensland Government.

3

Deploying our catalyst **Regional Economic Futures Fund** to deliver initiatives that help regional economic transformation in communities that will be directly impacted by the transition to a low-emission economy.

The Regional Economic Futures Fund will provide funding for specific projects in four regions:

- North West Minerals Province (and the economic corridor through to Townsville).
- Greater Whitsunday.
- Central Queensland.
- Darling Downs South-West and South Burnett.

These regions have been identified as they face higher impacts due to the prevalence of high-emitting industries or opportunities in emerging clean energy industries. Some communities within these regions also are reliant on coal-fired power stations for a significant proportion of economic activity.

Specific projects will be identified by Stakeholder Advisory Committees in each region. These committees will include local government, industry and community representatives. The committees will advise government on a Regional Transformation Plan and identify projects to inform the development of an implementation plan. Regional Transformation Plan outcomes will be enabled via coordinated infrastructure and land use planning in regions.

4

An accelerated program of **integrated land use and infrastructure planning** across regions via a coordinated framework for regional growth, enabling the delivery of the State Infrastructure Plan and the land use and infrastructure plans for each region.

5

Regional communities eager to seize the opportunities that come with **responsible and sustainable industry development**.

6

Continuing to deploy our **sector-wide industry development services**, including project facilitation, infrastructure delivery and supply chain development.

# 2032 Olympic and Paralympic Games



Queensland will be in the global spotlight before, during and after the 2032 Olympic and Paralympic Games in Brisbane. This provides immense opportunities to showcase our commitment to sustainable economic growth and a decarbonised future. We must act now to be ready for the investment, job and supply chain opportunities Brisbane 2032 will bring.

**N**OT ONLY WILL Brisbane 2032 be a hallmark event, it is also a demonstration of a new, more sustainable way of hosting Olympic and Paralympic events in the future. It will be the first ‘climate positive’ Games, with commitments made to ensuring that the impact of such a large-scale event is managed and mitigated effectively. It will be critical that Queensland is ready to deliver on this commitment, and that the value and supply chains supporting its delivery are centred on more efficient, sustainable and decarbonised ways of operation. We can unlock and showcase our commitment to a reframed relationship

with First Nations communities and the Yhurri Gurri Framework in an ESG conscious world in the lead up to, during and after the event.

Brisbane 2032, and its legacy, provides an opportunity to develop infrastructure to ensure the use of renewable energy and implement sustainability building ratings to meet the already agreed targets. In addition to this, we can drive growth in construction and demolition recycling, and the use of recycled products in building and refurbishment, ensuring that materials used can be recycled at their end of life, and that the event itself minimises waste.



# Queensland's industry development levers

**U**NDERPINNING OUR SUCCESS are a wide array of industry development levers used to accelerate the development and investment attractiveness of our industries, including:

- **Legislation** to support industry growth and economic activity through land acquisition, zoning, project facilitation and approvals, such as the Coordinator-General and Economic Development Queensland.
- **Policy and strategy** to clearly articulate our focus and commitment to economic transition, such as the Queensland Energy and Jobs Plan and the Queensland Hydrogen Industry Strategy.
- **Increased opportunities for local businesses** through promoting ESG investment, building industry capability and implementing the commitments under the Queensland Charter for Local Content.
- **Targeted financial assistance**, such as the Queensland Jobs Fund, offering catalyst funding for critical economic development initiatives.
- **Infrastructure delivery**, including common use infrastructure funding and integrated planning and delivery across all asset classes, from water to electricity to ports and road networks.
- **Facilitation**, including integrated case management across government and via the Coordinator-General to support navigation of approvals and impact mitigation processes for proponents.
- **Skills development**, including significant ongoing investment in education infrastructure and the training programs and pathways that will be critical to ensuring our workforce is prepared for the economic transition.
- **R&D and innovation** initiatives such as those identified through the Queensland Innovation Strategy.
- **Land use** certainty, through the delivery of statutory land use plans across each of our regions. By combining these statutory plans with Regional Infrastructure Plans the state will provide a clear foundation for regional growth, liveability and prosperity.
- **Contributing to 'social license'** by building the public consensus for change and tailoring project delivery to reflect and enhance this social license (e.g. through the Central Queensland Statement of Cooperation – a government and private sector commitment to decarbonisation pathways).

Queensland has the beautiful combination of wind and solar, you have hard-working, educated people and a great government steering into a green hydrogen future. Countries out there are beginning to move, but none with the speed and leadership of Queensland.

– Andrew “Twiggy” Forrest, Executive Chairman, Fortescue

# 50 years of delivering industry growth



Queenslanders can have confidence in this approach to industry development. It builds on the Queensland Government’s proven track record of successful intervention and partnership with the private sector to proactively achieve economic growth and new industrial activity.



Accelerating the creation of high-value jobs in Queensland through major projects and driving local business participation in critical supply chains.



Getting our land use and infrastructure connections right by focusing on economic and social outcomes.



Working with business to seize decarbonisation opportunities, securing legacy investments that build new industries and uplift global supply chains.



Leveraging our land assets for emerging industries, amending regulatory settings to attract investment, and incentivising projects to open new industries and adopt new technologies.



Building strong industry and academia climates to pursue growth, capitalise on our strengths and meet the global demands of priority industries.



Working with local governments to identify economic opportunities that diversify regional economies and support the transition towards greener and more sustainable industries.



The Queensland economy has been shaped by targeted action and policy over the last five decades. It has grown from strength to strength, driven by robust partnerships between the public and private sectors and industry development initiatives that have unlocked new waves of opportunity throughout the state. We need to build on this strong foundation and pivot towards

the new trend of advanced industries and opportunities to ensure that Queensland is at the forefront of global markets.

We can harness the learnings of our past successes to ensure that the positive impacts of economic growth and transition are realised, and that our well-planned communities remain liveable and prosperous.

---

## Primary and resources industry boom 1970s and 1980s

- Unlocked key resource basins such as the Bowen Basin and developed a world-leading mining industry, including connecting to global markets.
- Value added to our resource base through minerals processing.
- Supported agricultural supply chains and resilience.
- Value added to our agricultural base, particularly in relation to food processing and exports.
- Strengthened the role of the Coordinator-General through the *State Development and Public Works Organisation Act 1971*, following its establishment in the 1930s.

## Knowledge economy boom 1990s and 2000s

- Invested in significant R&D activities across a range of industries to enable the diversification of traditional sectors like manufacturing.
- Invested in new technologies and capability development to harness the benefits of technological change and the advancement of traditional sectors and activities.
- Invested in land and infrastructure to coordinate and fast track industrial development throughout the state.
- Exported our established mining expertise globally and brought in world-leading environmental and worker protections.
- Initial investments to deliver the Smart State Strategy to improve productivity and global competitiveness, which helped to foster commercialisation.
- Enabled the growth of high-tech industries, like biotechnology, and their application to add value to existing and emerging industries and economic activities.
- Pursued the deepening of value chains underpinning traditional industries, including the diversification of the manufacturing industry for the state.

## Innovation and entrepreneurship boom 2010s

- Launched the ‘Building Our Future Economy’ review, aimed at ensuring Queensland’s innovation system meets the many major economic, social and community challenges that will arise through digital and technological disruption in coming decades.
- Delivered the Advance Queensland strategy, including significant investment to drive a more diversified Queensland economy, strengthen regional growth and create jobs.
- Implemented industry strategies to build on competitive strengths and seize new opportunities in LNG, advanced manufacturing, aerospace, biofutures, biomedical, defence, and mining equipment, technology and services (METS).

## A sustainable economic future 2020-2030

- Pivoting towards leveraging existing industry strengths for more sustainable, decarbonised activities, including via the implementation of the Queensland Energy and Jobs Plan.
- Generating the globally cost-competitive renewable energy critical to underpinning our economy and liveability, including hydrogen and biofuels.
- Adding value to the critical mineral inputs we produce and that the world is demanding, including investing in battery industry development.
- Improving recycling in our value chains to improve competitiveness and reduce waste.
- Reducing the cost of investment through sharing risk and promoting common user infrastructure and co-location opportunities.
- Capitalising on our unique advantages and traditional industrial strengths in areas like manufacturing, biomedical, defence, aerospace and agriculture to generate new products and services in more sustainable ways.

# Sun Metals Corporation

The Sun Metals Townsville zinc refinery is aiming to become the first refinery in the world to produce green zinc — and is committed to powering its entire operations with 100% renewable electricity by 2040. Parent company Korea Zinc established the Ark Energy Corporation to decarbonise the energy supply of the entire group of companies, beginning with Sun Metals Corporation. Ark Energy will produce green hydrogen from a behind-the-meter connection to the co-located Sun Metals Solar Farm, which will power five hydrogen fuel-cell electric trucks (pictured), removing 1,300 tonnes of CO2 emissions every year. The company has received a \$5 million grant from the Queensland Government through its Hydrogen Industry Development Fund.







# Our new industry priorities

The Queensland Government is supporting a new wave of sustainable economic growth by focusing attention on unlocking the opportunity presented by new global demand driven by decarbonisation and our competitive advantages in the following priority areas.





**Renewable energy  
manufacturing  
and infrastructure  
development**



**Critical mineral  
processing,  
manufacturing and  
product development**



**Battery industry  
development**



**Green hydrogen**



**Circular economy  
including resource  
recovery and recycling**




**Bioeconomy including  
biofuels and sustainable  
aviation fuel (SAF)**

---

Our existing industry strengths and natural endowments position Queensland strongly to capitalise on global demand for more sustainable products and processes in existing and adjacent industries. We are committed to proactively supporting growth and

unlocking opportunities within these sectors to meet global demand for decarbonisation, and accelerate industry growth, and deliver the highly skilled jobs of the future.



# Renewable energy

As countries and industries move towards low-carbon practices, renewable energy commitments are being set to provide clarity and confidence to businesses and consumers.

**I** NCREASING RENEWABLE ENERGY supply will also sustain existing jobs in traditional manufacturing sectors, by facilitating the development of affordable, competitively priced energy.

Queensland Government actions in renewable energy include:

- Investing \$62 billion<sup>1</sup> between the public and private sectors into the state's energy system via the implementation of the Queensland Energy and Jobs Plan, which will support thousands of jobs and deepen the value of our supply chains supporting key industries.
- Establishing and operating Queensland Renewable Energy Zones across the state to capitalise on the natural advantages and transmission lines across different regions and unlock potential along the value and supply chains within them.
- Investing in the development of the Queensland SuperGrid, including the delivery of approximately 1,500 km of transmission lines from Brisbane up to North Queensland and out to Mt Isa. The SuperGrid will open up new renewable energy zones across Queensland and support the decarbonisation of metals processing.
- Facilitating the use of renewable energy as a key input to help make Queensland attractive to industrial growth and competitiveness of our export businesses in an ESG and climate responsive world.

---

<sup>1</sup>Energy and Jobs Plan: Premier's 2022 State of the State address




Image courtesy of Genex Power, Kidston Wind Project

# Kidston Wind Farm

**Our Kidston stage 3 wind project is the final piece of our flagship Kidston Clean Energy Hub, which will comprise of solar, hydro and wind generation. It is not only economically and socially significant for the region, we are proud that it will contribute to Queensland’s renewable energy targets.**

**– James Harding, Chief Executive Officer, Genex Power**

The \$1.6 billion Kidston Clean Energy Hub, including the Kidston Wind Farm, will provide large-scale solar, pumped hydro storage and wind energy at a single location. When operational, it will enable generation, storage and dispatch of renewable energy on demand during peak periods.



# Critical minerals

The global demand for critical minerals is rapidly increasing given their key role in the development of modern technology and specialised equipment required to decarbonise global economies. Queensland's North-West Minerals Province is one of the world's richest mineral-producing regions with major deposits of copper, lead, zinc, nickel, cobalt, gold, graphite, vanadium, as well as silver and phosphate. The Queensland Resources Industry Development Plan (QRIDP) will be central to the pursuit of critical mineral opportunities across the state.

Queensland Government actions in critical minerals include:

- Expanding an Australian-first government-owned, common-user critical minerals demonstration facility to be built in Townsville. The \$75 million facility will be located at Cleveland Bay Industrial Park and will include a focus on proving up the commerciality of critical minerals in Queensland.
- Investing in exploration activities to improve scientific understanding and supply the valuable geoscience data needed by industry to help locate and define deposits for future production.
- Launching a pilot to examine the potential for the re-commercialisation of activities at the abandoned Wolfram Camp Mine via new critical minerals and targeted rehabilitation works.





# The Queensland Resources Common User Facility

The Queensland Government has allocated \$75 million to establish the Queensland Resources Common User Facility in Townsville. Initially targeting vanadium production, the facility will be designed and equipped to trial processes for a range of critical minerals and rare earths. The aim is to accelerate the development of commercial vanadium projects, promote investment in advanced mineral manufacturing opportunities, pilot mineral production processes, train staff on equipment and production processes, and enable development of supply chain and supporting industries in Queensland.



# Battery industry development

A growing focus on forms of energy that are less reliant on fossil fuels means that batteries and battery manufacturing are becoming increasingly important to the global economy. The ability to effectively store energy once it is generated via renewable sources is as important as the generation itself and is in high demand.

**D**EVELOPING QUEENSLAND'S BATTERY industry could generate up to \$1.3 billion of economic activity and 9,100 jobs by 2030<sup>2</sup>, with investment and support by both government and industry to meet this growing demand and leverage our state's natural and other competitive advantages.

Queensland Government actions to support battery manufacturing include:

- Committing investment, via the Queensland Energy and Jobs Plan, for Queensland's publicly owned energy businesses to invest in battery projects across the state that maximise local content for large-scale and community batteries.
  - Working in partnership with the Australian Government to facilitate an investment of up to \$100 million to establish an Australian Made Battery
- Precinct in Queensland. This precinct will bring together the expertise of industry and research institutions to commercialise battery technologies.
- Supporting the establishment of the Queensland Energy and Storage Technologies Hub (QUEST Hub) at the Queensland University of Technology Pilot Plant Precinct in Banyo, Brisbane via a \$15 million investment that leverages a further \$35 million in contributions from industry and university.
  - Investing \$21.7 million toward the establishment of a low carbon-footprint commercial-scale High Purity Alumina manufacturing plant in Gladstone. Products produced at the plant will supply high-technology products, including LED lighting, semiconductors, lithium-ion batteries, specialist ceramics and laser crystals.

---

<sup>2</sup> Battery Industry Opportunities for Queensland Discussion Paper, January 2023



# QUEST Hub – Advancing Queensland’s energy storage technologies

The Queensland Government is proud to be collaborating with the Queensland University of Technology (QUT) and local industry partners to establish QUEST Hub. To be co-located with the National Battery Testing Centre at QUT’s Pilot Plant Precinct, QUEST Hub will build on existing battery research, development and testing to support the growth of a wider range of Queensland battery industries. In strengthening existing collaborations, QUEST Hub will attract emerging industry to Queensland by providing world-class capabilities, facilities and services to industry proponents.



# Green hydrogen

Global demand for renewable hydrogen is accelerating to support energy transition and domestic energy security. The investment and development needed to deliver this global demand will support the government's emission reduction target of net zero by 2050 as well as the ambitious renewable energy targets set out in the Queensland Energy and Jobs Plan. Modelling undertaken to explore the opportunity for Queensland has suggested that the state's hydrogen industry could be \$19 billion larger in 2040, creating 4,350 direct additional jobs.

**T**HE QUEENSLAND GOVERNMENT is committed to working with the private sector to accelerate the production, use and export of green hydrogen as part of the state's new wave of sustainable economic growth and future-facing industry development.

Queensland Government actions to facilitate green hydrogen opportunities include:

- Supporting Japan's largest oil company to start green hydrogen production in Brisbane. Japanese energy giant ENEOS officially opened the demonstration plant at its Bulwer Island site in Brisbane in early 2023.
- Supporting a strong pipeline of green hydrogen production, including facilitating the Fortescue Future Industries Green Energy Manufacturing Centre in Gladstone.
- Applying the land development and planning capability of specialised groups such as Economic

Development Queensland and the Office of the Coordinator-General, to ensure suitable land is available for development and the coordination and streamlining of development assessment processes.

- Establishing the Hydrogen Industry Development Fund, with over \$30 million committed to drive investment and accelerate development of domestic hydrogen projects.
- Investing more than \$50 million in facilities to service the emerging hydrogen-related industry training and skills development needs.
- The \$4.5 billion Queensland Renewable Energy and Hydrogen Jobs fund, to enable increased ownership of commercial renewable energy and hydrogen projects by government owned corporations as well as supporting infrastructure in partnership with the private sector.





# Fortescue Future Industries

**In developing projects that rely on Australia's incredible natural renewable resources, it is vital to include the voices of those who have looked after those resources for tens of thousands of years.**

**– Felicity Underhill, Australia East Director, Fortescue Future Industries**

**I**N 2021, FORTESCUE FUTURE Industries (FFI) undertook a national process to identify the ideal location for construction of one of the world's largest electrolyser manufacturing facilities. The first stage of the project will establish Australia's first multi-gigawatt-scale electrolyser manufacturing facility, with an initial capacity of two gigawatts (GW) per annum – more than doubling current global production. Hundreds of jobs will be delivered over the project lifetime.

In November 2022, FFI signed an MOU with the First Nations Bailai, Gurang, Gooreng Gooreng, Taribelang

Bunda Peoples Aboriginal Corporation RNTBC (PCB) that commits to co-design of initiatives where shared values exist, including connection to culture, shared prosperity, community and economic development and project management.

FFI also plans to establish a Vocational Training and Employment centre (VTEC) in Queensland. This project is a unique opportunity for Queensland to establish advanced manufacturing capability and a local supply chain for hydrogen and renewable energy technology and equipment.



# Circular economy including resource recovery and recycling

**R**EDUCING AND REUSING waste is a global priority. Demand for a more circular approach to material production, use, reuse and disposal is increasing rapidly, driven by the need to reduce landfill and its associated impacts on the environment. Development of a sustainable resource recovery and recycling industry is also central to transitioning to a more circular economy model in Queensland. In response to this, Queensland has set waste reduction targets for 2050 including:

- 25% reduction in household waste.
- 90% of waste is recovered and does not go to landfill.
- 75% recycling rates across all waste types.

Existing investment in the circular economy includes:

- Commitment to ongoing funding through the Waste Levy to facilitate industry development.

- Supporting delivery of 29 projects under the Resource Recovery Industry Development Program diverting up to 1.34 million tonnes of waste from landfill annually. This was almost 13% of waste created in 2018-19.
- Supporting ResourceCo BRRF Pty Ltd to establish a \$41 million resource recycling facility to create fuels from residual waste, which would otherwise go to landfill.
- Establishing the Queensland Recycling Modernisation Fund with \$40 million co-investment from the Queensland and Australian governments to create new or expanded facilities and increase manufacturing using recycled materials, while diverting more than 150,000 tonnes of waste from landfill annually.
- Supporting BlockTexx to set up a first-of-its-kind multi-fibre textile recycling plant in Woodridge.



# Disruptive Packaging

**We intend to expand our reach by simplifying how the product is recovered and recycled.**

**– Nathan Hall, Compliance and Produce Director, Disruptive Packaging**

**D**ISRUPTIVE PACKAGING IS revolutionising the industry with its fully recyclable UNiCOR packaging. Now, thanks to a \$275,000 resource recovery grant, the team is creating UNiCOR collection points all around Queensland. The collection points will start in South East Queensland and will expand as demand increases, building the infrastructure for this closed loop packaging solution. Developed over the last

four years, this innovative packaging material is 100% recyclable. The water-proof packaging is also replacing single-use wax cardboard, corflute and polystyrene, reducing the amount of non-recycleable packaging used by food producers, non-recycleable packaging that used to go to landfill at the end of its life. Used to package fresh produce and seafood, it's made from up to 70% natural earth materials and can be used multiple times.



# Bioeconomy

## including biofuels and sustainable aviation fuel (SAF)

Global demand for alternative sources of food and fuel is accelerating, driven by strong commitments to decarbonisation and increased use of more renewable resources. Biofuels are a cleaner, more sustainable alternative to traditional combustible fuels and their role in decarbonising Queensland's industrial supply chains is critical.

**Q**UEENSLAND IS IN A prime position to capitalise on the opportunity presented by growing global demand and use of waste and other by-products from traditional industry activity. We are positioned for a new wave of growth in higher-value industries, including the production of renewable diesel and SAF. The Queensland Government has invested and developed the bioeconomy through a number of initiatives, including:

- Expansion of the QUT Mackay Renewable Biocommodities Pilot Plant (based on the site of an operating sugar mill), with investment via the Industry Partnership Program.
- Delivery of Australia's first containerised shipping biofuel trial with shipping and logistics operator ANL. The trial has resulted in preliminary potential emissions reductions of 17%, as well as reductions in air and marine pollutants.
- Facilitating Oceania Biofuels' selection of Gladstone as the location for the development of a \$650 million SAF refinery, which will deliver 350 million litres of SAF and renewable diesel each year.
- Embedding sustainability criteria focused on demonstrating reduced greenhouse gas emissions and environmental sustainability outcomes that help mitigate any unintended environmental impacts of biofuel production.
- Supporting Jet Zero on a potential alcohol-to-jet SAF refinery that will use sugarcane waste to make SAF. Jet Zero has announced the commencement of their pre-feasibility study to determine the best site to establish their refining capability and are engaging with offtake partners to see their SAF used in aircraft across Australia and the world.





# Jet Zero

Queensland is leading the way in establishing a viable Sustainable Aviation Fuel (SAF) industry to fuel aircraft and contribute to decarbonisation targets for the state and Australia. SAF is one of the strongest levers available to airlines to reduce emissions and can be used in today's aircraft engines and fuel delivery systems with no required modifications.

**J**ET ZERO, WITH the support of the Queensland Government, Qantas, Airbus and LanzaJet's Alcohol-To-Jet conversion technology, is aiming to develop a refinery that will use agricultural by-products to make SAF.

When built, the facility will produce up to 100 million litres of SAF annually and transform ethanol from

agricultural waste into fuel for use in the domestic and international aviation marketplace.

In the short term Jet Zero Australia will be completing feasibility studies on a site in Queensland ahead of construction targeted for late 2024.



# Continuing support for our existing industries

We want all businesses to thrive in Queensland. As part of this, we're supporting critical industries that are already providing thousands of jobs for Queenslanders.

**I**N 2015 THE QUEENSLAND GOVERNMENT announced it would focus on six industries to drive the next wave of growth: advanced manufacturing, aerospace, biofutures, biomedical, defence, and mining equipment, technology and services (METS). Since then, additional industry strategies have come online to seize an economic opportunity or maintain competitiveness, such as resource recovery, space and beef processing.

Continued support of these industries is critical because they:

- Currently employ increasing numbers of workers, which will ensure jobs continue to grow as new and emerging sectors develop and offer long term employment opportunities in the state.
- Offer business and workforce opportunities in regional centres, which sustain and diversify local economies.

- Are fundamental strengths of our state and are the foundation for ongoing economic success. Supporting their success alongside growth in the sectors that will help us to decarbonise will ensure stronger economic performance across the board.

To enable this ongoing performance:

- Our critical industries will continue to access the services of the Department of State Development, Infrastructure, Local Government and Planning.
- Our multi-year industry roadmaps and strategies, developed in partnership with industry, will continue to be implemented.

We will develop information for our critical industries to support their transformation.



# Sanofi

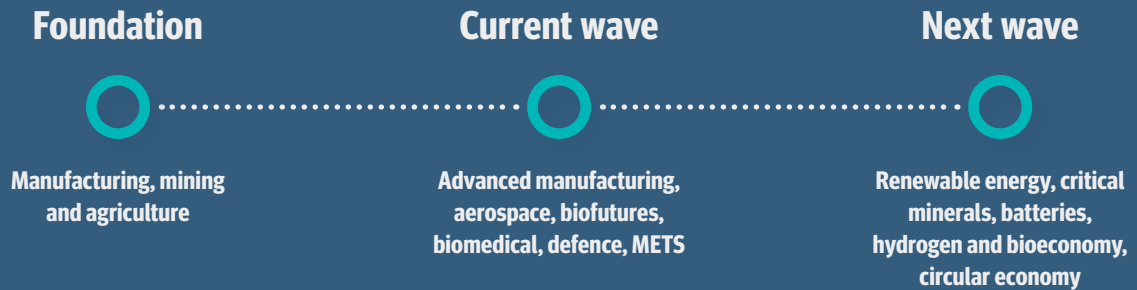
**We have been seduced from day one by the quality of the science that we saw here, but also very much seduced by the ‘one Queensland team’ approach. We’re also coming here to Queensland because of the vision of the government of Queensland and the universities, working together with the ambition to make Queensland a global biomedical hub.**

**– Dr Jean-Francois Toussaint, Global Head of Vaccine Research and Development, Sanofi.**

**A** \$280 MILLION PARTNERSHIP WITH the Queensland Government, Sanofi, University of Queensland and Griffith University, the Translational Science Hub (TSH) will be a global centre of excellence for biomedical science and research, with a particular focus on mRNA vaccine development.

Queensland’s expertise in infectious diseases, vaccinology and clinical infrastructure combined with the agility and collaborative approach by the Queensland Government and the universities were critical factors in Sanofi selecting Queensland as its preferred location.

We are ready for a new wave of economic growth in a decarbonised global economy. We will build on our strengths in existing industries and those adjacent:



Our state has benefited from previous transitions:



Now we move into a *new economic future* in a decarbonised global economy. We have the tools and levers available to realise growth:



Legislation, policy and strategy



Opportunities for local businesses



Targeted financial assistance and facilitation



Infrastructure delivery and land use certainty



R&D and innovation



Skills development







File Ref: CON/59016  
Objective: 2023-7507



Queensland  
Government

Inspector-General of  
Emergency Management

31 May 2023

Barry Hughes  
Local Disaster Management Group Chair  
Etheridge Shire Council  
PO Box 12  
GEORGETOWN QLD 4871

mayor@etheridge.qld.gov.au

Dear Councillor Hughes

### **Queensland Disaster Management Arrangements (QDMA) Review**

I am writing to inform you the Office of the Inspector-General Emergency Management (IGEM) has completed the Queensland Disaster Management Review in line with the Terms of Reference.

The [Review of Queensland's Disaster Management Arrangements \(QDMA\) Report 2: 2022-2023](#) was released by the Honourable Mark Ryan, Minister for Police and Corrective Services and Minister for Fire and Emergency Services on 30 May 2023.

Together with disaster management practitioners, community groups and leaders across the state, the Office of the IGEM looked to what works well and identified opportunities for improvement. We looked at the evolution of the arrangements from the early 1900s, through to the challenges we face into tomorrow. The QDMA Review report includes findings and recommendations for improvement across the QDMA.

The review report and associated Queensland Government response may be accessed via our website [www.igem.qld.gov.au](http://www.igem.qld.gov.au).

Thank you for those who engaged in the review and contributed to ensuring our practices and approaches continue to improve in keeping Queenslanders safe.

For further information, please contact my office on telephone (07) 3029 8813 or via email [QDMA.review@igem.qld.gov.au](mailto:QDMA.review@igem.qld.gov.au).

Yours sincerely

Ian Thompson APM  
**Acting Inspector-General of Emergency Management**

Level 26, 111 George St  
GPO Box 1425, Cluster 15.7  
Brisbane Qld 4001  
Telephone +61 7 3029 8813

Please quote: CTS 09394/23  
Contact officer: Elizabeth Gehde  
Contact phone: 0407 643 356



30 May 2023

Department of  
Tourism, Innovation and Sport

Mr Ken Timms  
Chief Executive Officer  
Etheridge Shire Council  
ceo@etheridge.qld.gov.au

Dear Mr Timms

I write to advise the Brisbane 2032 Olympic and Paralympic Games (Brisbane 2032) Legacy consultation paper and survey is now open for public feedback until Sunday, 25 June 2023. Further details can be located at [www.qld.gov.au/about/brisbane2032](http://www.qld.gov.au/about/brisbane2032).

Hosting Brisbane 2032 will create a lasting legacy for our community, economy and environment in the lead up to the Games and the 10 years after.

The Brisbane 2032 Legacy Plan is currently being developed in collaboration with all Games Delivery Partners – the Queensland Government, Australian Government, Brisbane City Council, Sunshine Coast Council, City of Gold Coast, Council of Mayors South East Queensland, Australian Olympic Committee, Paralympics Australia and the Brisbane 2032 Organising Committee. It will set a strategic vision for the legacy outcomes we want to achieve as a city, state, nation and Oceania region.

*Elevate 2042: The Brisbane 2032 Legacy Consultation Paper* summarises the nearly 14 000 legacy ideas that have been shared to date through the Hopes and Dreams survey, stakeholder engagement and the recent Brisbane 2032 Legacy Forum in March. These ideas, gathered from people across Queensland, Australia, Oceania and beyond, have been used to help create the draft vision and themes that will form the basis of the Legacy Plan.

We now want to hear from as many Queenslanders as possible during this consultation phase to ensure the themes, focus areas and the vision accurately describe the communities' expectations on what can be achieved by 2042 because we hosted the Games. I encourage you to promote participation in the survey across your council's communication channels.

If your officers require any further information or would like an engagement toolkit sent to a nominated representative to assist with promotion, please have them contact Ms Elizabeth Gehde, Director, Brisbane 2032 Legacy, Department of Tourism, Innovation and Sport on 0407 643 356 or by email at [elizabeth.gehde@dtis.qld.gov.au](mailto:elizabeth.gehde@dtis.qld.gov.au).

Yours sincerely

A handwritten signature in black ink, appearing to be 'Andrew Hopper', written over a white background.

Andrew Hopper  
**Director-General**

Level 34, 1 William Street  
BRISBANE QLD 4000  
PO Box 15168  
CITY EAST QLD 4002

**Telephone** +61 7 3333 5122  
**Website** [www.dtis.qld.gov.au](http://www.dtis.qld.gov.au)  
**ABN 83 481 966 722** (Tourism and Innovation)  
**ABN 49 536 543 548** (Sport and Recreation)



Begin forwarded message:

**From:** Glen <[glen.sturgess@bigpond.com](mailto:glen.sturgess@bigpond.com)>  
**Date:** 23 May 2023 at 11:45:30 am AEST  
**To:** Cr Barry Hughes <[Barry.Hughes@etheridge.qld.gov.au](mailto:Barry.Hughes@etheridge.qld.gov.au)>  
**Subject:** Dear Sir/Madam,

You don't often get email from [glen.sturgess@bigpond.com](mailto:glen.sturgess@bigpond.com). [Learn why this is important](#)

Dear Sir/Madam,

I am writing for your consideration for improvements to the main road entries into Mt Surprise.

Currently there is only a sculpture on each end of town. In recent years someone has planted desert roses in these & in recent months there have been lilies planted within the area around the sculptures as well.

Currently there appears to be little or no watering of these. As far as I am aware this is no one's task/job. For the last 6-12 months I have been carrying creek water for the desert roses near sculpture on the eastern approach to town.

It would be lovely for locals and tourists to see more gardens/trees established on the east & west entries to this town.

There are existing areas on the eastern side where large basalt rocks have been pushed up & dirt in them approximately 10-15 metres off the main road. These would make ideal 'garden beds' for large native trees/frangipanis &/or bougainvilleas. There is also a mowed strip opposite dwellings where large concrete 'pots' could be used to plant hardy trees/shrubs/perennials. Once these plants are established there would be very little maintenance required.

My suggestion is to improve/enhance these approaches to welcome tourists and encourage them to stay &/or stay longer.

In order to do this the 'gardens' would need to be planned where & what to plant (all plants suitable for this environment and requiring little or no maintenance). Create (use existing sites & improve these), establish, plant out and each area fitted with an automatic watering system.

Considerations for watering are;

1. Bores with solar pumps with automatic timer for all garden areas/beds
2. Pump/s for water from local creek with automatic timer for all garden areas/beds.
3. Elevated water tanks each containing approx 10-20,000 litres with gravity feed watering system on timers for all garden areas/beds.

The tanks could be filled fortnightly/monthly by town maintenance contractor or the fire brigade with water from local creek.

In my travels I have seen the approach to Georgetown and Forsyth with improved main road entries. This enhances tourists opinions of towns, areas and shires visited. Word of mouth are the best advertisement.

I hope you see the value in these improvements for our small town in your shire.

Thanking you in advance.  
Yours faithfully

Janette Sturgess  
(Daughter of life long resident, Marie Prince)

**CC:**

[Cr.Royes@etheridge.qld.gov.au](mailto:Cr.Royes@etheridge.qld.gov.au)

[Cr.gallagher@etheridge.Qld.gov.au](mailto:Cr.gallagher@etheridge.Qld.gov.au)

[Cr.haase@etheridge.Qld.gov.au](mailto:Cr.haase@etheridge.Qld.gov.au)

[Cr.barns@etheridge.Qld.gov.au](mailto:Cr.barns@etheridge.Qld.gov.au)



Our ref: DGBN23/246

12 June 2023

Mr Ken Timms  
Chief Executive Officer  
Etheridge Shire Council  
ken.timms@etheridge.qld.gov.au

Department of  
**State Development, Infrastructure,  
Local Government and Planning**

Dear Mr Timms

On 28 April 2023, the Honourable Steven Miles MP, Deputy Premier, Minister for State Development, Infrastructure, Local Government and Planning and Minister Assisting the Premier on Olympic and Paralympic Games Infrastructure, wrote to Far North Queensland (FNQ) mayors inviting them to be formal members of Far North Queensland Regional Planning Committee (FNQ RPC).

I am pleased to advise that all FNQ mayors have accepted membership of the FNQ RPC and, subsequently, the Deputy Premier has requested a FNQ RPC meeting be held, anticipated in late July 2023.

The FNQ RPC will be an opportunity to brief your Mayor on the progress of the Far North Queensland Regional Plan (FNQ Regional Plan) review, confirm key regional priorities, provide an update on the Far North Queensland Infrastructure Plan (FNQ IP) and advise of the engagement being undertaken alongside policy development through the second half of 2023. A letter from the Deputy Premier, confirming the FNQ RPC date and enclosed a draft agenda will be provided to the council in the near future.

Since the formal commencement of the FNQ Regional Plan in September 2022, the Department of State Development, Infrastructure, Local Government and Planning (the department) has been engaging regularly with FNQ councils and the FNQ Regional Organisation of Councils (FNQ ROC) in a range of ways. Departmental officers have undertaken several workshops, held numerous meetings, and presented at symposia, community forums and peak industry events.

Throughout May and June 2023, departmental officers have met with the FNQ ROC and council officers in Cairns to discuss the approach to engagement and the work program for the second half of 2023. Officers also presented at an Urban Development Institute of Australia forum about the FNQ Regional Plan on 18 May 2023. The department will outline formal governance arrangements at the upcoming FNQ RPC intended to take place in the coming months.

In addition, on 18 May 2023 the Premier unveiled a refreshed Cabinet focused on delivering for Queenslanders. This refresh includes the creation of a new Minister for Housing. This new portfolio includes the Queensland Housing Supply Expert Panel (the Panel). I can assure the government remains committed to FNQ and that regional housing challenges will be kept on the Panel's agenda.

1 William Street  
Brisbane Queensland 4000  
PO Box 15009  
City East Queensland 4002  
**Telephone** 13 QGOV (13 74 68)  
**Website** [www.statedevelopment.qld.gov.au](http://www.statedevelopment.qld.gov.au)  
**ABN** 29 230 178 530

I would like to thank you for your and the council's support in the preparation of the FNQ IP and FNQ Regional Plan projects to date. The department is committed to bringing local expertise into the FNQ Regional Plan project and looks forward to genuine engagement in the region with councils throughout the life of the project.

If you require any further information, please contact me or Mr Martin Reason, Executive Director, Regional and Spatial Planning in the department, by telephone on (07) 3452 7569 or by email at [martin.reason@dSDLGP.qld.gov.au](mailto:martin.reason@dSDLGP.qld.gov.au), who will be pleased to assist.

Yours sincerely

A handwritten signature in black ink that reads "Mike Kaiser". The signature is written in a cursive style with a small dot at the end.

Mike Kaiser  
**Director-General**



## Renee Bester

---

**From:** Ken Timms  
**Sent:** Monday, 5 June 2023 1:18 PM  
**To:** Glen Hudson  
**Cc:** Andrew McKenzie; Renee Bester  
**Subject:** FW: Update on the increase in the value of a penalty unit

Glen  
Please file, Information Andrew.

Renee  
For Council meeting agenda – information.

Kind Regards



*Ken Timms PSM*

Chief Executive Officer  
**Etheridge Shire Council**  
PO Box 12 | St George Street | Georgetown Q 4871  
**Phone:** 4079 9090 **Fax:** 07 4062 1285  
**Mobile:** 0439 414 771 **Email:** [Ken.Timms@etheridge.qld.gov.au](mailto:Ken.Timms@etheridge.qld.gov.au)



**UNEARTH  
ETHERIDGE**

Privileged or confidential information is contained in this electronic message. If this message is not addressed to you, or if you are not responsible for the delivery of this message to the addressee, you may not download copy or forward this message to any other person. If you do not immediately delete this message you may be liable for a breach of confidentiality. We would be grateful if you would notify us of your receipt and deletion of this message.

---

**From:** DDG LGD Mailbox <DDGLGDMailbox@dasilgp.qld.gov.au>  
**Sent:** Monday, 29 May 2023 10:26 AM  
**Subject:** Update on the increase in the value of a penalty unit

Good morning

I want to take this opportunity to update you on upcoming changes regarding the value of a penalty unit and the maximum interest rate which can be charged on overdue rates and charges.

### Value of a Penalty Unit

The value of a penalty unit will increase to **\$154.80** commencing from **1 July 2023**.

This means that the value of a penalty unit for most offences under both state legislation and local laws will become \$154.80.

For more information regarding the value of a penalty unit please see the link below –

<https://www.statedevelopment.qld.gov.au/local-government/for-councils/laws/value-of-a-penalty-unit>

### Maximum Interest Rate on Overdue Rates and Charges

From 1 July 2023, the new maximum interest rate of 11.64 per cent for overdue rates and charges will apply for the 2023-24 financial year. It is important to remember that councils must make a resolution at their budget meeting setting the actual rate to be charged.

You can find out more about the interest rate on overdue rates and charges via the department's website at: <https://www.statedevelopment.qld.gov.au/local-government/finance/interest-rate-on-overdue-rates-and-charges/>.

Kind Regards

Jae



**Jae Lancaster**  
A/Deputy Director-General  
**Local Government Division**  
Department of State Development, Infrastructure,  
Local Government and Planning

---

P 3243 1610 M 0477 718 254  
Level 16, 1 William Street, Brisbane QLD 4000  
PO Box 15009, City East QLD 4002

[statedevelopment.qld.gov.au](https://www.statedevelopment.qld.gov.au)



*I acknowledge the traditional custodians of the lands and waters of Queensland.  
I offer my respect to elders past, present and emerging as we work towards a just,  
equitable and reconciled Australia.*



---

This email and any attachments may contain confidential or privileged information and may be protected by copyright. You must not use or disclose them other than for the purposes for which they were supplied. The confidentiality and privilege attached to this message and attachment is not waived by reason of mistaken delivery to you. If you are not the intended recipient, you must not use, disclose, retain, forward or reproduce this message or any attachments. If you receive this message in error please notify the sender by return email or telephone, and destroy and delete all copies. The Department does not accept any responsibility for any loss or damage that may result from reliance on, or use of, any information contained in this email and/or attachments.